

Urban Deer in Esquimalt: Resident Experiences and Opinions

Results of a public survey conducted 1-8 October 2016

12 December 2016

Prepared by: Brian Nyberg, R.P.Bio., R.P.F
Nyberg Wildland Consulting
1171 Lucille Drive
Brentwood Bay BC V8M 1H6

For: Township of Esquimalt
1229 Esquimalt Road
Esquimalt BC V9A 3P1

EXECUTIVE SUMMARY

- From October 1 to 8, 2016, volunteers distributed paper copies of a questionnaire on deer in Esquimalt to 1100 residences (excluding apartments), following a randomized pattern.
- The questionnaire addressed five main concerns:
 1. What is the extent of deer activities on homeowners' properties, and what are homeowners' responses to the presence of deer?
 2. How concerned are residents about deer on their properties and in Esquimalt generally?
 3. What are the types of issues that cause concern?
 4. How do the levels and types of concerns vary by neighbourhood?
 5. Would residents be willing to see their property taxes increased to fund a program of deer management?
- 510 completed questionnaires were returned to the Township of Esquimalt office by mail or on-line, a response rate of 46 percent.
- This response rate generates a margin of error of plus or minus four percent with a 95 percent confidence level.
- Based on postal codes provided by respondents, each response was assigned to one of six neighbourhoods defined for this study: Esquimalt Village, Rockheights, Parklands, Gorge, Selkirk, and West Bay. These neighbourhoods partly were based on the 10 neighbourhoods used by the Township for planning purposes, but some of the Township's neighbourhoods were grouped into larger units and some boundaries were adjusted to reflect where significant barriers to deer movement were thought to occur.
- 85 percent of those who completed the survey had lived at their current address for 3 years or more. There was little variation by neighbourhood.
- Virtually all respondents to the survey (96 percent) lived on properties that had a yard, garden, or greenery that could be used by deer.
- Overall, 84 percent of respondents reported that they had seen deer or signs of deer on their property at some time. Deer or signs of deer were reported most frequently in the Parklands (100% of respondents), Esquimalt Village (90%), Rockheights (86%), and Gorge (85%) neighbourhoods; and least frequently in the Selkirk (52%) and West Bay (67%) neighbourhoods.
- Of those who had seen deer on their properties, 42 percent reported seeing deer on their properties one to five days per month but over a quarter reported seeing deer more than 16 days per month.
- Almost half of Esquimalt residents felt that deer had increased on their properties in the last year and only eight percent thought that deer had decreased.
- Just under half of respondents who reported deer or deer sign on their properties also reported that deer had significantly damaged their plants in 2016, and just over half reported that deer feeding has been sufficiently intense that they can no longer grow some plants.

- 52 percent of respondents replied that they had spent at least some money to deal with or prevent deer damage to their plants. Most had spent from \$1 to \$500, but six reported spending over \$1000.
- The presence of a dog seemed to have little effect on whether deer used Esquimalt properties at least occasionally, but did seem to reduce the frequency with which deer were seen and the amount of deer damage to plants.
- Sixty-seven respondents (13 percent of the total) reported that they had been involved in a vehicle or bicycle incident in Esquimalt.
- Sixty-eight respondents (13 percent of the total) reported experiencing aggressive behaviour by a deer. Forty-seven reported that the aggressive behaviour was directed towards people, and 32 reported aggressive behaviour towards pets.
- Responses from the various neighbourhoods showed that concerns about both collisions and aggressive encounters were correlated with the general trend in deer sightings; i.e., the more deer seen in the neighbourhood, the higher the proportion of respondents who were mildly to very concerned.
- One of the key overview questions in the survey was “Do you currently enjoy seeing deer on your property, or would you enjoy seeing them there?” The majority of respondents (62%) answered “No” to this question.
- Most respondents (59 percent) expressed no concern or mild concern over the health and welfare of the deer in their neighbourhoods. Fifteen percent were very concerned.
- Conflicts between neighbours over deer were reported by 33 respondents to the survey (6 percent). Nineteen reported conflicts over fencing of properties, seven reported conflicts over feeding of deer, 12 reported conflicts over what should be done about the deer, and six reported other types of conflicts.
- More than half (59 percent) of respondents would be willing to contribute increased annual taxes to fund a program of deer management. Responses of those who were willing to contribute were split quite evenly among the four ranges of hypothetical annual tax increases, with 12-20 percent of responses falling in each range (\$1-10, \$11-20, \$21-30, more than \$30).
- Since even a modest property tax increase of \$10 could generate program funding of more than \$30,000 per year, the Township may be able to fund a substantial program on deer supported in principle by most residents.
- The prevalence of deer throughout the township and the frequency of their visits to some properties indicate that Esquimalt must host a substantial resident population of the animals. Furthermore, most respondents (81% of those who have seen deer or their sign on their properties) feel that the population is either stable or increasing. If these impressions are correct and no action is taken by the township, it seems likely that interactions and conflicts between people and deer in Esquimalt will increase.

- The approximate one-third/two-thirds split between those who enjoy seeing deer on their properties vs. those who do not suggests that any action contemplated by the Township to manage the deer population is likely to be met with criticism or resistance from up to a third of Esquimalt residents.
- To follow up on this survey, the Township of Esquimalt may wish to consider: 1) conducting a stratified deer inventory of the township using qualified observers, to provide a reliable count or index of deer density by neighbourhood; 2) Providing educational resources to residents to supplement existing materials; and 3) coordinating with surrounding jurisdictions on any deer control program that the Township may consider.

CONTENTS

Executive Summary.....	2
List of Figures	6
Acknowledgements.....	8
Introduction	9
Survey Design and Implementation.....	9
Questionnaire design	9
Survey distribution.....	10
Responses	12
Limitations of the survey	12
Results.....	13
Years of residence and property type.....	13
Occurrence of deer on properties	13
Deer attractants and barriers	16
Deer-human interactions.....	19
Overview questions	21
Unsolicited comments	25
Discussion.....	25
Recommendations	27
Appendix A Survey Questionnaire.....	29
Appendix B Written Comments from Respondents.....	32

LIST OF FIGURES

Figure 1. Neighbourhoods defined for this study.	11
Figure 2. Responses to Question 2, " How many years have you lived at your current address ", by neighbourhood (N=510). E=Esquimalt Village; G=Gorge; P=Parklands; R=Rockheights; S=Selkirk; W=West Bay.....	13
Figure 3. Responses to Question 4, "Have you or a family member ever seen deer or signs of deer (for example, droppings or evidence of browsing) on your property ", by neighbourhood. (N=510).....	14
Figure 4. Responses to Question 5, "On average, how many days per month do you, or your family, see deer on your property?" (N=426).	14
Figure 5. Responses to Question 5, "On average, how many days per month do you, or your family, see deer on your property?", by neighbourhood (N=426).	15
Figure 6. Responses to Question 6, "In the last year, would you say that the number or frequency of deer on your property has decreased/stayed the same/increased/don't know" (N=426).	15
Figure 7. Responses to Question 6, "In the last year, would you say that the number or frequency of deer on your property has decreased/stayed the same/increased", by neighbourhood (N=383).	16
Figure 8. Responses to Question 9, "Did deer cause significant damage to your property by eating your plants in 2016?", by neighbourhood (N=414).....	17
Figure 9. Responses to Question 10, "Has deer feeding on your property been sufficiently intense that you can no longer grow some plants?", by neighbourhood (N=414).....	17
Figure 10. Amount spent in last year by respondents to deal with or prevent deer damage to plants (N=387).	18
Figure 11. Days per month that respondents have seen deer on their properties, compared to whether they do or do not have a dog that they allow off leash (N=498).....	18
Figure 12. Proportion of respondents who experienced significant damage to their plants in 2016, compared to whether they do or do not have a dog that they allow off leash (N=413).	19
Figure 13. Responses to Question 18, "Are you concerned about being in a vehicle or bicycle collision in Esquimalt?" (N=508).	20
Figure 14. Responses to Question 20, "Are you concerned about you or your family members being in an aggressive deer encounter in Esquimalt?" (N=508).	20
Figure 15. Responses to Question 22, "Are you concerned about the transmission of disease from deer to humans?" (N=507).....	21
Figure 16. Responses to Question 18, "Are you concerned about being in a vehicle or bicycle collision in Esquimalt?", by neighbourhood (N=508).	21
Figure 17. Responses to Question 20, "Are you concerned about you or your family members being in an aggressive deer encounter in Esquimalt?", by neighbourhood (N=508).....	22
Figure 18. Responses to Question 22, "Are you concerned about the transmission of disease from deer to humans?", by neighbourhood (N=507).	22
Figure 19. Responses to Question 12, "Do you currently enjoy seeing on your property, or would you enjoy seeing them there?" (N=483).....	23
Figure 20. Responses to Question 21, "Are you concerned about the health and welfare of the deer in your neighborhood, including death or injury of deer by vehicles?" (N=508).	23

Figure 21. Responses to Question 21, "Are you concerned about the health and welfare of the deer in your neighborhood, including death or injury of deer by vehicles?" (N=508).	24
Figure 22. Responses to Question 24, "If the Township of Esquimalt decided to institute a program focussed on deer, it might include activities such as public education, deer counts, or possibly some form of control of the deer population. How much would you be willing to contribute in increased annual property taxes to fund the program?" (N=482).....	24
Figure 23. Responses to Question 24, by neighbourhood (N=482).....	25

ACKNOWLEDGEMENTS

I owe thanks to a number of people who supported this project. Blair McDonald and Sara Jansen of the Township of Esquimalt provided helpful advice and logistical help throughout this project. Kristy Kilpatrick of the Urban Wildlife Stewardship Society (UWSS) was a key part of project planning, ensured the questionnaire was made available on-line, organized volunteers to distribute the questionnaires door-to-door, and carried out several other important tasks. Other UWSS members, including Annette Dehalt, also lent valuable expertise to the project. Additional assistance was provided by Dianne McKerrell, who set up the on-line survey; and Daniel Rondeau of the University of Victoria, who provided a helpful review of an earlier draft of the questionnaire.

I owe special thanks to Rick Ellis for collaborating on the questionnaire design, and to Ralph Archibald for providing the first spark by suggesting that we consider drafting a questionnaire and proposal for a survey.

INTRODUCTION

Native Columbian black-tailed deer (*Odocoileus hemionus columbianus*) reside in urban and rural areas throughout the Capital Regional District. Concern over deer damage to farms and gardens and over interactions with people have grown substantially in the last 20 years; leading to studies of the problem, deer counts in Oak Bay and Central Saanich (see <https://www.crd.bc.ca/project/regional-deer-management-strategy>), and sporadic management actions including a 2015 cull in Oak Bay. The Township of Esquimalt (hereafter referred to as “the Township”) has to date not instituted a program to study or manage deer, but is aware of concern among some Esquimalt residents about the deer population in the area.

In early 2016, the Urban Wildlife Stewardship Society (UWSS)¹ proposed to Esquimalt Council that Council consider implementing a deer control program using a contraceptive vaccine. After a review of the UWSS proposal and other information by Township staff, Council instead decided first to learn more about the significance of deer issues in Esquimalt by conducting: 1) a public survey of Esquimalt residents to document their attitudes and wishes regarding deer; 2) a public education initiative; and potentially 3) a deer count.

Township staff worked with the UWSS through spring 2016 to lay the groundwork for the public survey. The UWSS facilitated the development of a survey proposal prepared by two independent biologists with extensive experience in deer ecology and research, including the author of this report. Esquimalt accepted that proposal and was prepared to proceed in spring or summer, but unavoidable delays and concerns about the availability of Esquimalt residents to participate in the study during summer led to the public survey being delayed until October.

This report summarizes the design, implementation, and results of the October 2016 public survey, and provides some recommendations for Township staff and Council to consider.

SURVEY DESIGN AND IMPLEMENTATION

QUESTIONNAIRE DESIGN

The survey questionnaire (see Appendix A) was originally designed for possible implementation in another local municipality and was revised to address specific concerns in Esquimalt, based on input from Township staff. The questions addressed five main concerns:

1. What is the extent of deer activities on homeowners’ properties, and what are homeowners’ responses to the presence of deer?
2. How concerned are residents about deer on their properties and in Esquimalt generally?
3. What are the types of issues that cause concern?
4. How do the levels and types of concerns vary by neighbourhood?

¹ The UWSS is a citizen-led non-profit group that advocates for evidence-based and sustainable, non-lethal solutions to human-deer conflict in urban areas.

5. Would residents be willing to see their property taxes increased to fund a program of deer management?

A question asking residents' opinions on the controversial topic of controlling deer numbers through lethal or other means was deliberately not included in the questionnaire. It was expected that such a question would provoke emotional reactions among some recipients of the questionnaire, possibly leading to unwillingness to complete the other questions or to biases in the answers. Deer control is a difficult challenge with complex biological, social, and logistical facets; and not an issue most residents could offer an informed opinion about through a simple questionnaire response.

SURVEY DISTRIBUTION

Before the surveys were distributed, six neighbourhoods were defined for this study: Esquimalt Village, Rockheights, Parklands, Gorge, Selkirk, and West Bay (Figure 1). These neighbourhoods were partly based on the 10 neighbourhoods used by the Township for planning purposes, but some of the Township's neighbourhoods were grouped into larger units and some boundaries were adjusted to reflect where significant barriers to deer movement were thought to occur. The six neighbourhoods for this study were defined by these boundaries:

1. Esquimalt Village: From Esquimalt Road south to the ocean, with the eastern boundary along Macaulay Street and then following the municipal border south and the western boundary following the municipal border; plus the area north of Esquimalt Road and west of Admirals Road as far north as the north end of Constance Avenue.
2. Rockheights: From Gorge Vale Golf Course and the western end of Colville Road south to Esquimalt Road, with the eastern boundary following Lampson Street and the western boundary following Admirals Road.
3. Parklands: East and west of Admirals Road northwest of Colville Road, with the eastern boundary following the edge of Gorge Vale Golf Course and the western boundary following the municipal border.
4. Gorge: North of Craigflower Road between Admirals Road and Tillicum Road, extending to the Gorge Waterway.
5. Selkirk: North of Craigflower Road between Tillicum Road and the municipal border at Arm Street, extending to the Gorge Waterway.
6. West Bay: From Craigflower Road south to the ocean and the municipal border, with the eastern boundary following the municipal border and the western boundary following Lampson Street and Macaulay Street.

From October 1 to 8, 2016, volunteers from the UWSS distributed paper copies of the questionnaire to 1100 residences in Esquimalt, following a randomized pattern that ensured a questionnaire was delivered to approximately every third residence with an outside entrance (there are approximately 3100 such residences in Esquimalt, according to Canada Post statistics). Questionnaires were not distributed to apartment buildings and businesses.

Recipients of the questionnaire were asked to complete it and return it in a stamped, self-addressed envelope that was provided to them. The questionnaire was also made available on-line to residents who had received a paper copy, in case they preferred to complete it electronically. Each questionnaire carried a unique number, which respondents were required to enter if they completed the

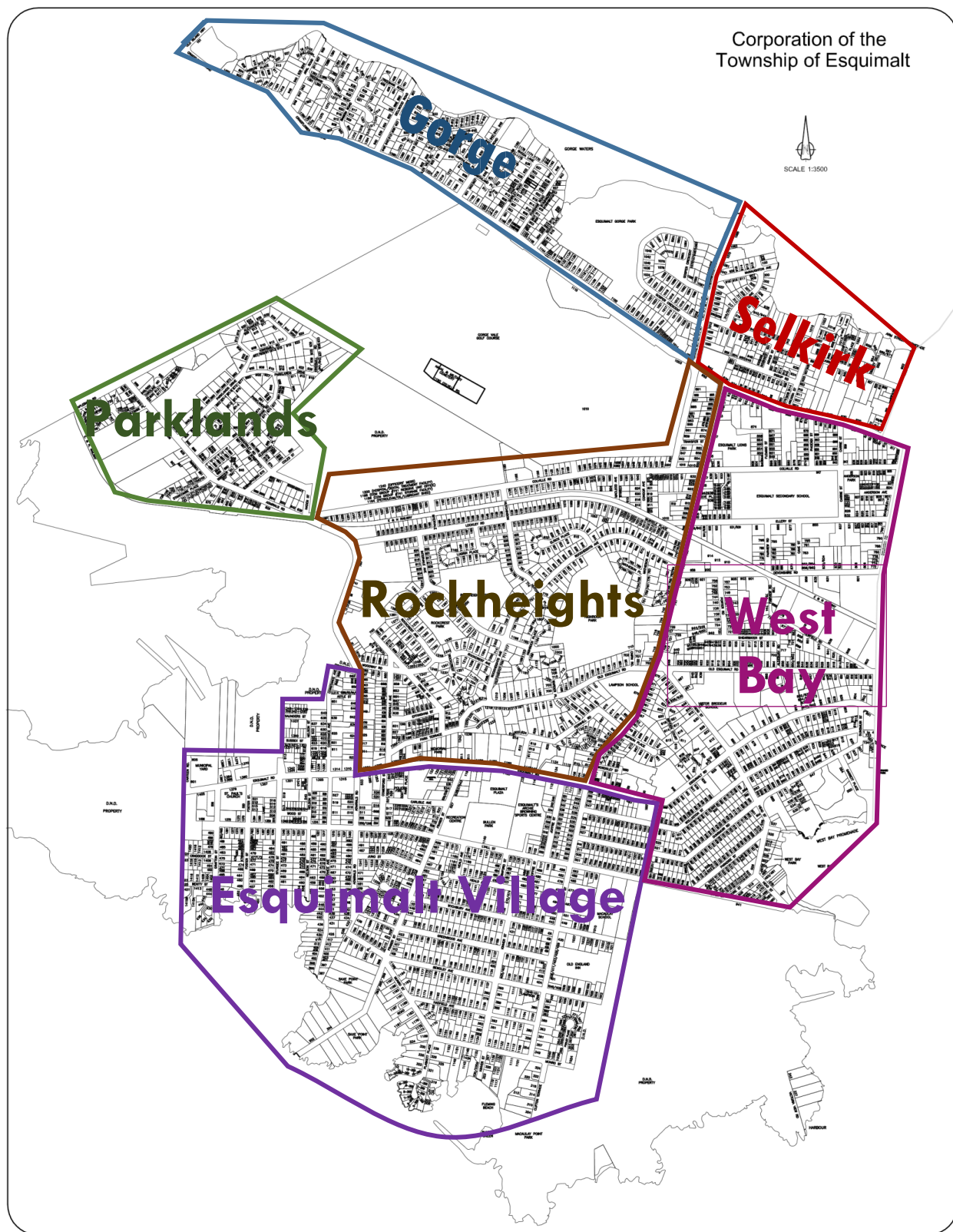


Figure 1. Neighbourhoods defined for this study.

questionnaire on-line; this allowed checking afterwards to ensure no responses were entered twice in the results database.

RESPONSES

Five hundred and ten completed questionnaires were received that were useful for the analysis (Table 1), 41 of which were received on-line. Seven other submitted questionnaires were not used in the analysis because the response information was too incomplete or the postal code corresponded to a location that is not in the Township.

Table 1. Number and proportion of completed questionnaires by neighbourhood.

Neighbourhood	Number of questionnaires returned	Proportion of total (%)
Esquimalt Village	161	32
Gorge	48	9
Parklands	67	13
Rockheights	109	21
Selkirk	23	5
West Bay	102	20

The survey response rate of 46 percent (510 completed responses out of 1100 total) significantly exceeded the target rate of 34 percent, indicating a relatively high level of interest in the topic among Esquimalt residents. This response rate generates a margin of error of plus or minus four percent with a 95 percent confidence level; meaning that one can be 95 percent certain that if all 3100 or so residences with outside entrances in Esquimalt had been surveyed the results would have been within plus or minus four percent of the results obtained from the 510 questionnaires.

LIMITATIONS OF THE SURVEY

Because it was up to residents to decide whether they wanted to complete the survey or not, the results are unavoidably biased to some degree. For example, it reasonably can be expected that those who had seen deer on their properties were more likely to be motivated to complete the survey than those who had never seen deer in their yards. If that is true then it might, for example, bias upwards the reported frequency of occurrence of deer and deer sign on Esquimalt properties (Question 4) and the willingness of residents to see their property taxes increase to fund deer management (Question 24).

Also, the responses provided by residents are based on their memories or impressions rather than verifiable records. It is unlikely that many respondents regularly record when they see deer in their yards, for example, so their replies regarding the frequency of deer use of their properties (Question 5) or the trend in deer (Question 6) could be inaccurate and possibly biased upward or downward by faulty recollections.

Inaccuracies or biases may also appear in the answers to other questions. Because no validation tests of the survey responses were conducted, the significance of any inaccuracies or biases is unknown.

RESULTS

Responses to the 24 questions in the survey are described below. Charts illustrating the responses are provided where they help to illustrate details of the answers.

YEARS OF RESIDENCE AND PROPERTY TYPE

A large majority (85 percent) of those who completed the survey had lived at their current address for 3 years or more. There was little variation by neighbourhood (Figure 2).

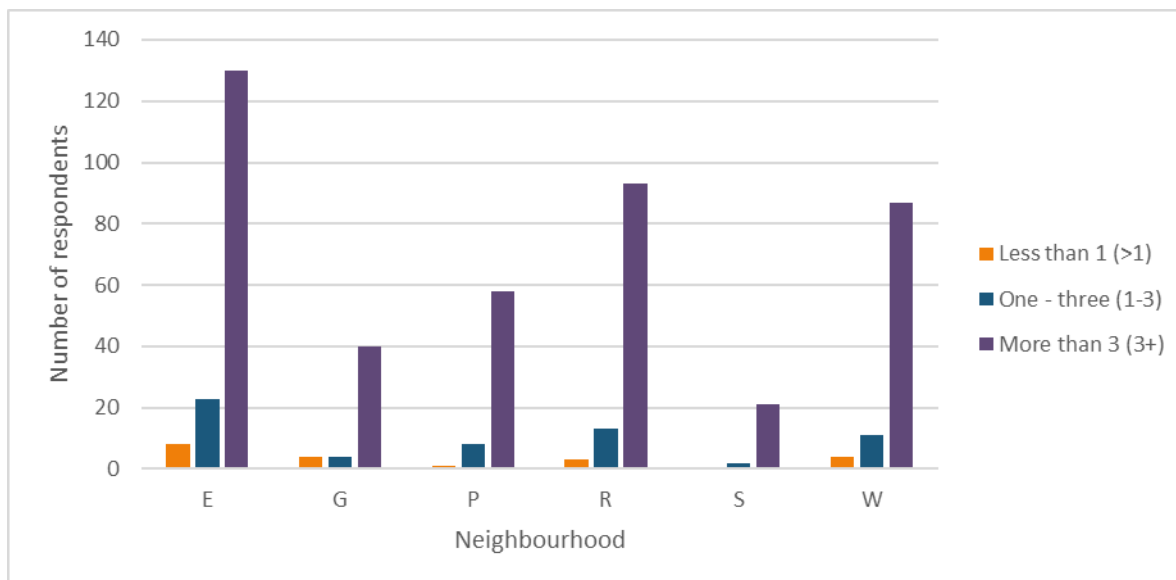


Figure 2. Responses to Question 2, " How many years have you lived at your current address ", by neighbourhood (N=510). E=Esquimalt Village; G=Gorge; P=Parklands; R=Rockheights; S=Selkirk; W=West Bay.

Virtually all respondents to the survey (96 percent) lived on properties that had a yard, garden, or greenery that could be used by deer.

OCCURRENCE OF DEER ON PROPERTIES

Overall, 84 percent of respondents reported that they had seen deer or signs of deer on their property at some time. Deer or signs of deer were reported most frequently in the Parklands (100% of respondents), Esquimalt Village (90%), Rockheights (86%), and Gorge (85%) neighbourhoods; and least frequently in the Selkirk (52%) and West Bay (67%) neighbourhoods (Figure 3).

Assuming these reports by residents reflect the actual abundance of deer, the population density of deer appears to fall as one moves from west to east in Esquimalt, with substantially lower densities east of Tillicum Road and the portion of Lampson Street north of Esquimalt Road. The lowest density appears to be in the Selkirk area north-east of the intersection of Tillicum Road and Craigflower Road.

To evaluate how often deer were seen during the average month on Esquimalt properties (Question 5), one must look at the subset of respondents who reported deer or signs of deer on their properties. Of

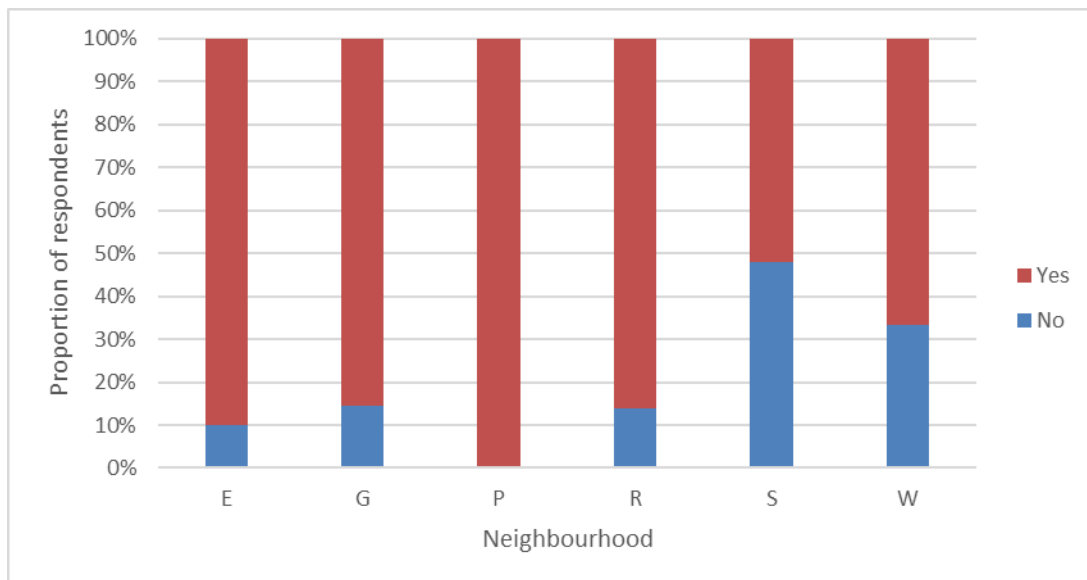


Figure 3. Responses to Question 4, "Have you or a family member ever seen deer or signs of deer (for example, droppings or evidence of browsing) on your property ", by neighbourhood. (N=510).

this subset, which totalled 426 responses, 10 percent of respondents either did not answer Question 5 or indicated that the average was zero days per month (Figure 4). Presumably, this indicates that they had seen deer on their properties so seldom that they could not estimate a monthly average. Most of the rest of the respondents reported seeing deer on their properties one to five days per month but over a quarter reported seeing deer more than 16 days per month.

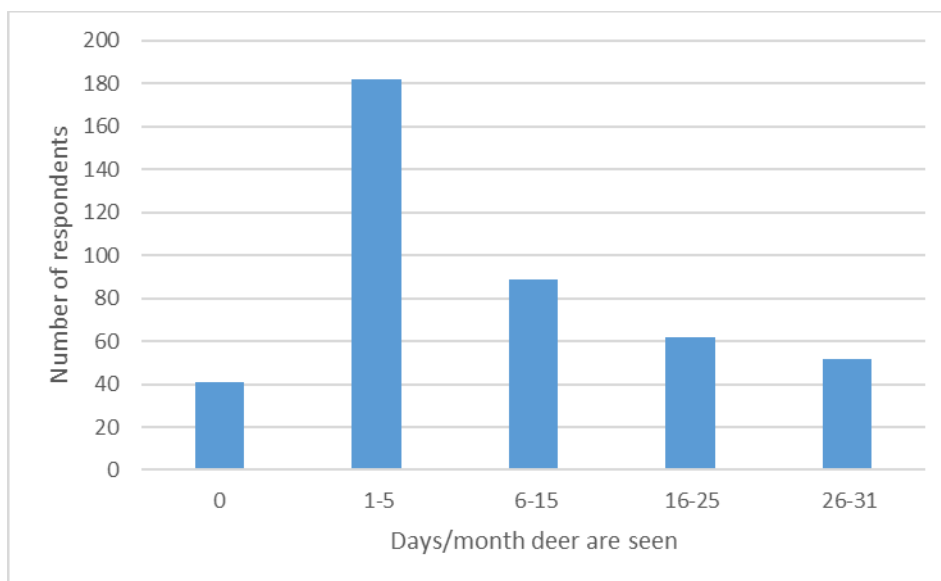


Figure 4. Responses to Question 5, "On average, how many days per month do you, or your family, see deer on your property?" (N=426).

Responses to Question 5 varied substantially among the neighbourhoods. For example, more Parklands (27 percent) and Esquimalt Village (14 percent) respondents reported seeing deer on their properties

26-31 days/month than did the respondents from other neighbourhoods (Figure 5). In contrast, more respondents from the Selkirk (83 percent), Gorge (80 percent), and West Bay (68 percent) neighbourhoods reported seeing deer fewer than 5 days/month than did respondents from the others.

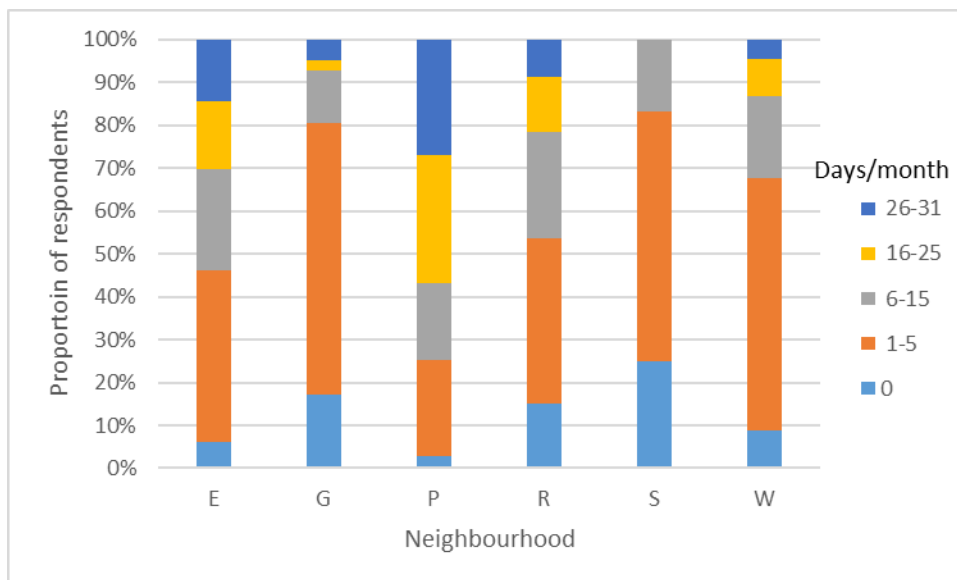


Figure 5. Responses to Question 5, "On average, how many days per month do you, or your family, see deer on your property?", by neighbourhood (N=426).

These differences among the neighbourhoods were highly significant statistically; that is, there was less than a one in 100 probability that such extreme differences would have occurred by chance.

Almost half of Esquimalt residents felt that deer had increased on their properties in the last year and only eight percent thought that deer had decreased (Figure 6).

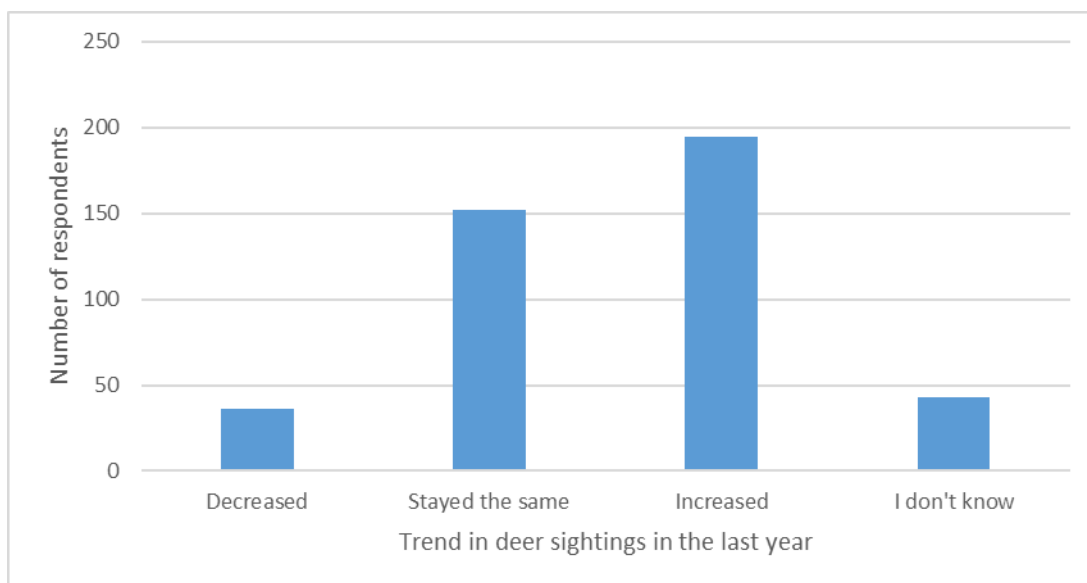


Figure 6. Responses to Question 6, "In the last year, would you say that the number or frequency of deer on your property has decreased/stayed the same/increased/don't know" (N=426).

Among the neighbourhoods (Figure 7), Gorge respondents reported most often that deer had decreased in the last year (22 percent of respondents) and Selkirk respondents reported least often that deer had decreased (0 percent). This seems unusual since the two neighbourhoods are adjacent to each other, so it may be an artifact of the small sample size in those two neighbourhoods. West Bay respondents reported most often (63%) that deer had increased. These differences among the neighbourhoods were also statistically significant but not highly so (i.e., there was less than a one in 20 probability that such differences would have occurred by chance).

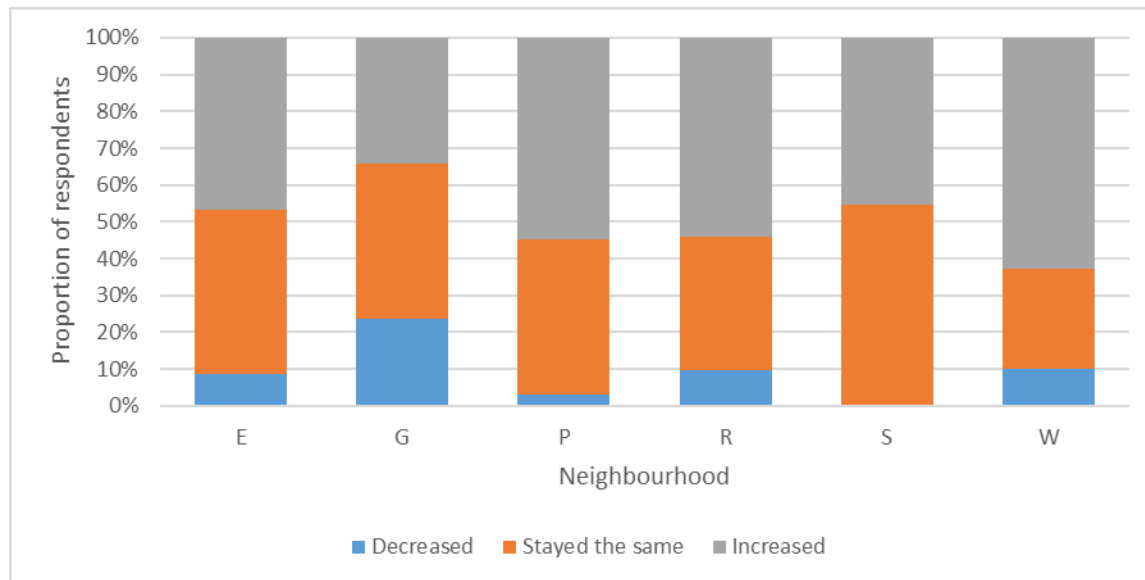


Figure 7. Responses to Question 6, “In the last year, would you say that the number or frequency of deer on your property has decreased/stayed the same/increased”, by neighbourhood (N=383).

DEER ATTRACTANTS AND BARRIERS

Only one respondent said that they actively fed deer on their property.

Question 8 asked what type of plants people grow on their properties. This question was included because it was considered possible that the results would show certain types of plants to be more attractive to deer than others. Due to the very high proportion of properties that had experienced deer use, however, the type of vegetation on the property seemed to be of minor importance. Deer or their sign had been seen by virtually all respondents who grew a lawn, decorative trees, shrubs, flowers, fruit trees, or vegetables. On properties that did not have a lawn, shrubs, or flowers, deer and deer sign were much less common; being seen on only about 35 percent of the properties. These differences may be influenced more by the nature of the property (i.e., single-family home with yard vs. townhouse with little or no yard) than by the composition of the vegetation on the property.

Just under half (48 percent) of respondents who reported deer or deer sign on their properties also reported that deer had significantly damaged their plants in 2016, and just over half (51 percent) reported that deer feeding has been sufficiently intense that they can no longer grow some plants. Among the neighbourhoods, Parklands, West Bay, and Esquimalt Village respondents reported the most cases of severe damage to plants; and Selkirk and Rockheights respondents the least (Figure 8).

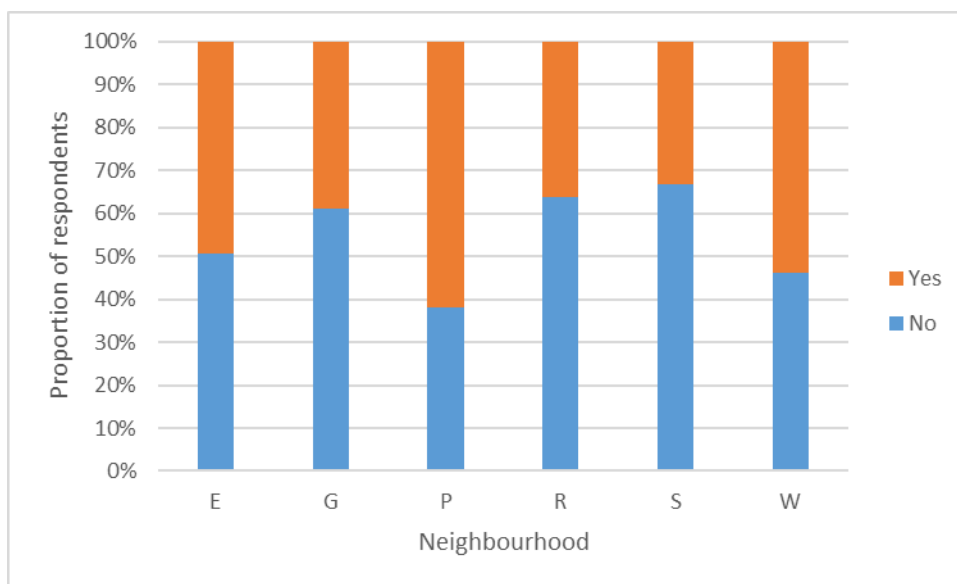


Figure 8. Responses to Question 9, "Did deer cause significant damage to your property by eating your plants in 2016?", by neighbourhood (N=414).

A similar pattern is apparent in the responses concerning whether residents can no longer grow some plants (Figure 9). The differences among neighbourhoods were statistically significant in both cases.

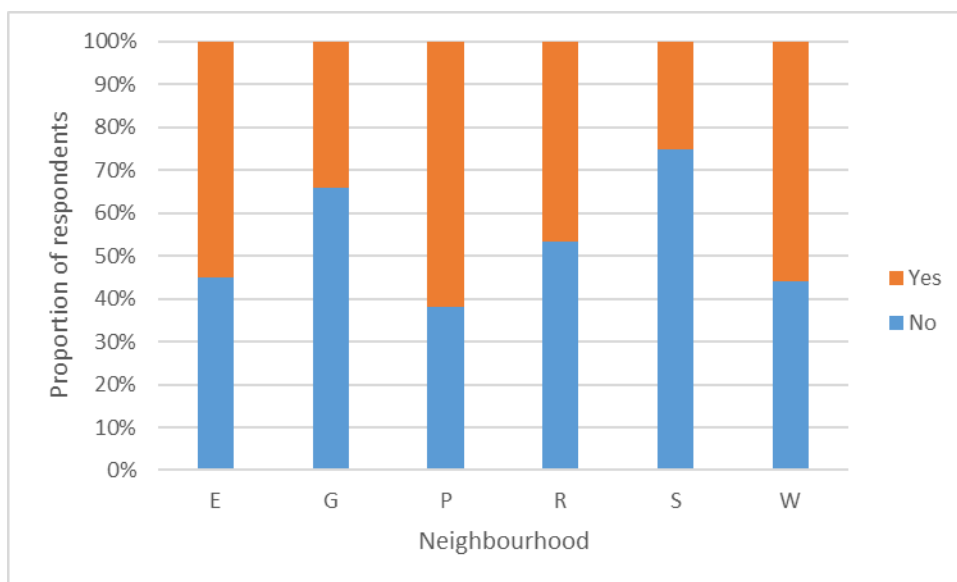


Figure 9. Responses to Question 10, "Has deer feeding on your property been sufficiently intense that you can no longer grow some plants?", by neighbourhood (N=414).

Of the 387 respondents who replied to Question 11 concerning the amount of money they had spent to deal with or prevent deer damage to their plants, 198 or 52 percent replied that they had spent at least some money (Figure 10). Most had spent from \$1 to \$500, but six reported spending over \$1000. One respondent had built a fence at a cost of \$4500.

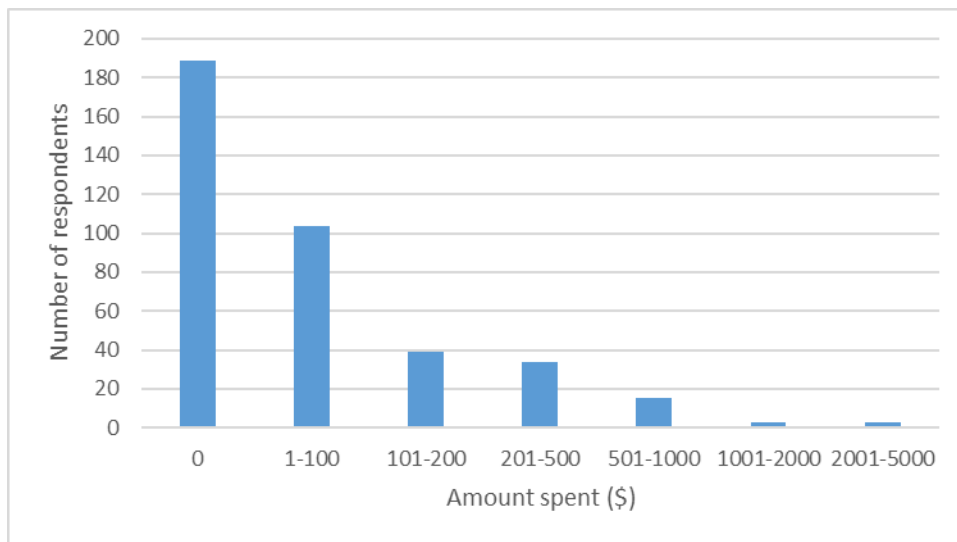


Figure 10. Amount spent in last year by respondents to deal with or prevent deer damage to plants (N=387).

Twenty-six percent of respondents had a dog that they allowed off-leash on their property. The presence of a dog seemed to have little effect on whether deer used Esquimalt properties at least on occasion, as deer or their sign had been seen on almost the same proportion of properties that had a dog (82 percent) as compared to those that did not have a dog (84 percent). The presence of a dog, however, did seem to reduce the frequency with which deer were seen (Figure 11) and the amount of deer damage to plants (Figure 12).

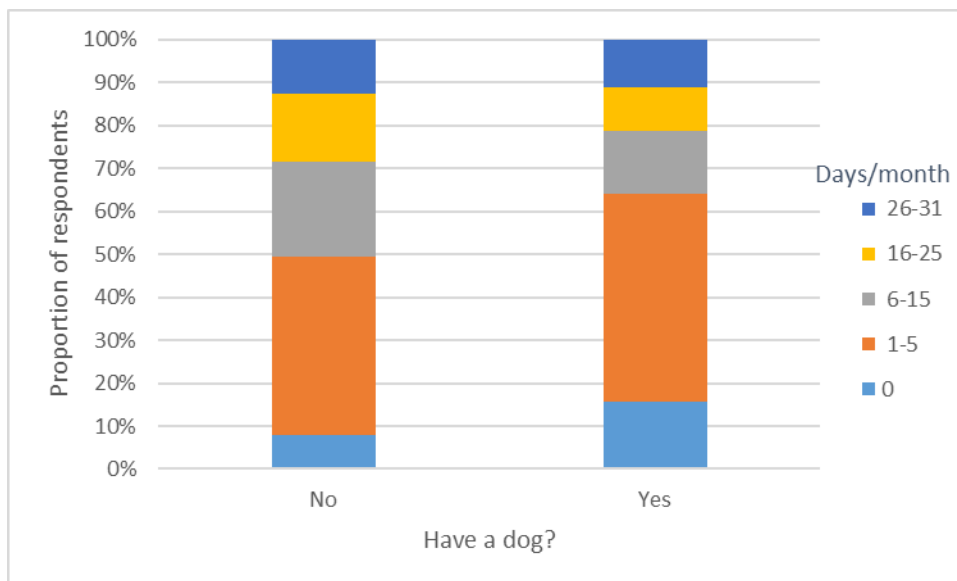


Figure 11. Days per month that respondents have seen deer on their properties, compared to whether they do or do not have a dog that they allow off leash (N=498).

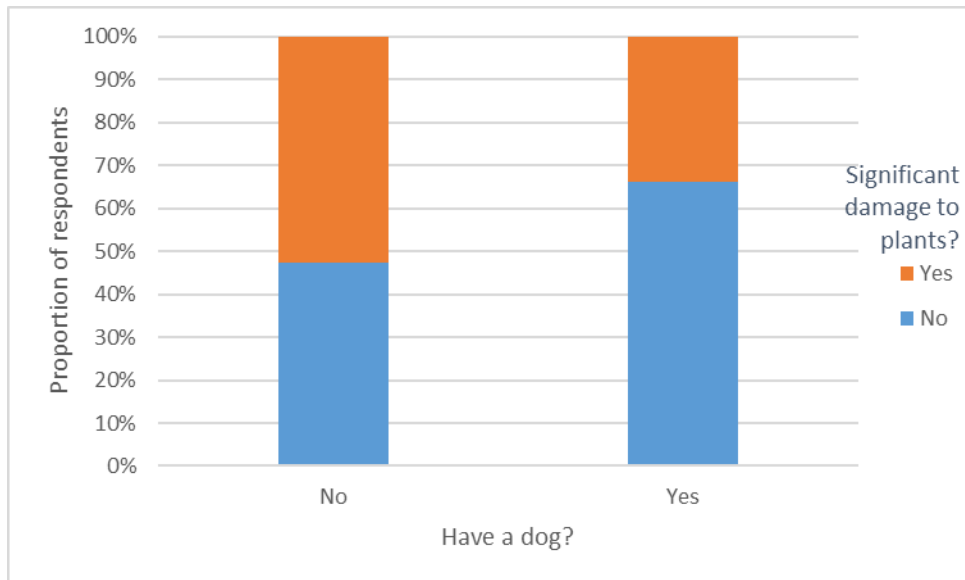


Figure 12. Proportion of respondents who experienced significant damage to their plants in 2016, compared to whether they do or do not have a dog that they allow off leash (N=413).

Fences that exclude deer are a common feature of Esquimalt properties, as 57 percent of respondents said that they currently have a such a fence enclosing all or part of their property. Another 14 percent of respondents said they were planning to install such a fence in the next year.

DEER-HUMAN INTERACTIONS

Sixty-seven respondents (13 percent of the total) reported that they had been involved in a vehicle or bicycle incident in Esquimalt. Eight reported collisions with deer (a surprisingly low number given the density of roads and deer in the Township); and 58 reported an incident involving avoiding deer. One did not specify the type of incident.

About two-thirds of respondents were not concerned or only mildly concerned about being in a vehicle or bicycle collision with a deer in Esquimalt, while 13 percent were very concerned (Figure 13).

Sixty-eight respondents (13 percent of the total) reported experiencing aggressive behaviour by a deer. Forty-seven reported that the aggressive behaviour was directed towards people, and 32 reported aggressive behaviour towards pets. These responses indicate that 11 people had experienced both types of aggression by deer.

Respondents were somewhat less concerned about being in an aggressive encounter with deer than with being in a collision with them, as three-quarters were either not concerned or only mildly concerned (Figure 14). Nine percent were very concerned.

The level of concern about transmission of disease from deer to humans (Lyme disease is the most well-known) was similar to that for aggressive encounters: 74 percent were not concerned or only mildly concerned; and 12 percent were highly concerned (Figure 15).

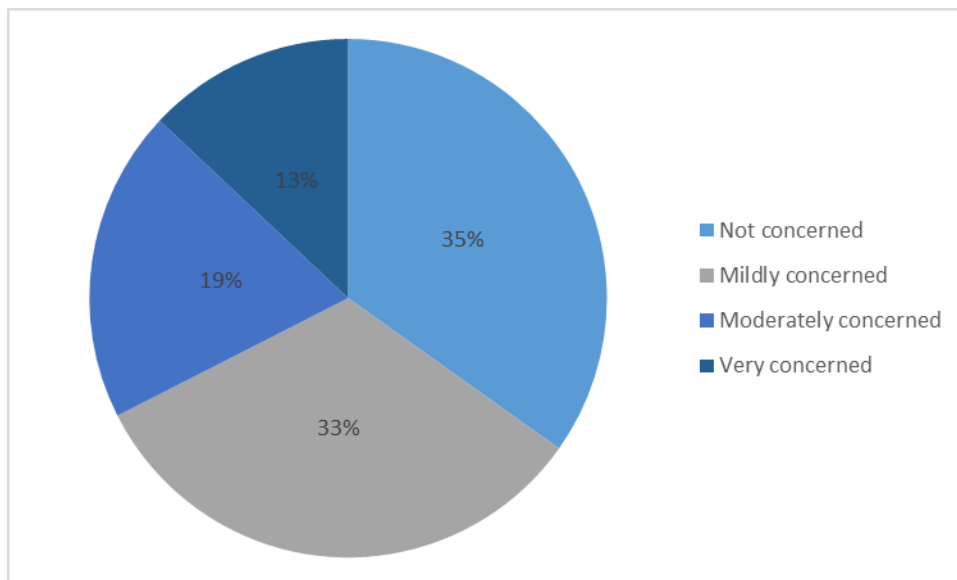


Figure 13. Responses to Question 18, "Are you concerned about being in a vehicle or bicycle collision in Esquimalt?" (N=508).

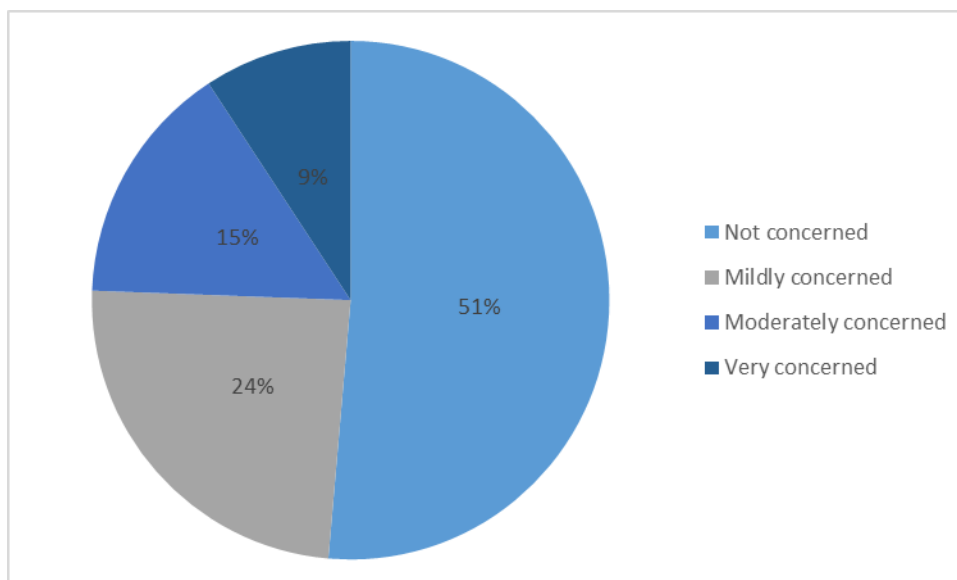


Figure 14. Responses to Question 20, "Are you concerned about you or your family members being in an aggressive deer encounter in Esquimalt?" (N=508).

Responses from the various neighbourhoods (Figures 16 and 17) showed that concerns about both collisions and aggressive encounters were correlated with the general trend in deer sightings discussed above; i.e., the more deer seen in the neighbourhood, the higher the proportion of respondents who were mildly to very concerned. Differences among neighbourhoods were statistically significant in the case of concerns about collisions, but were not significant in the case of concerns about aggressive encounters.

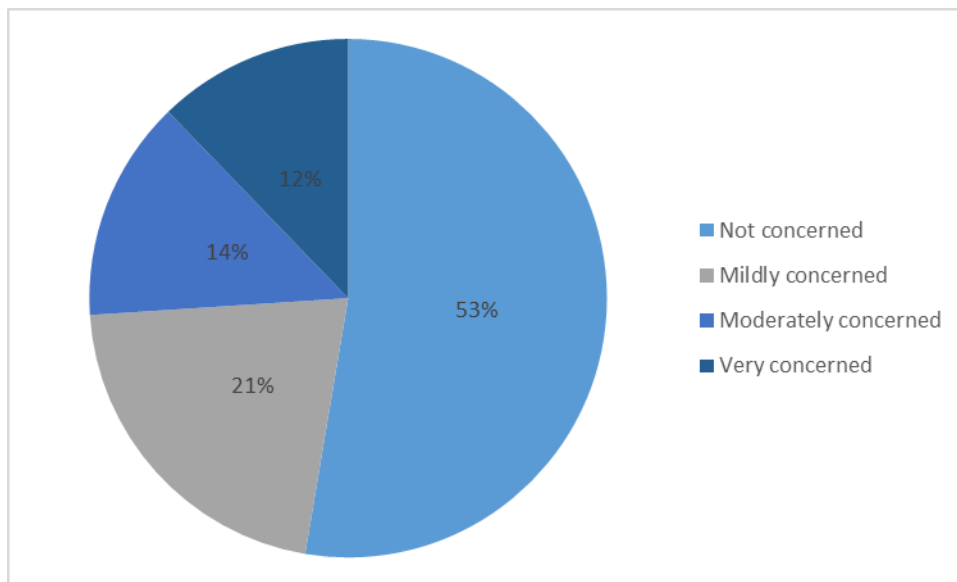


Figure 15. Responses to Question 22, "Are you concerned about the transmission of disease from deer to humans?" (N=507).

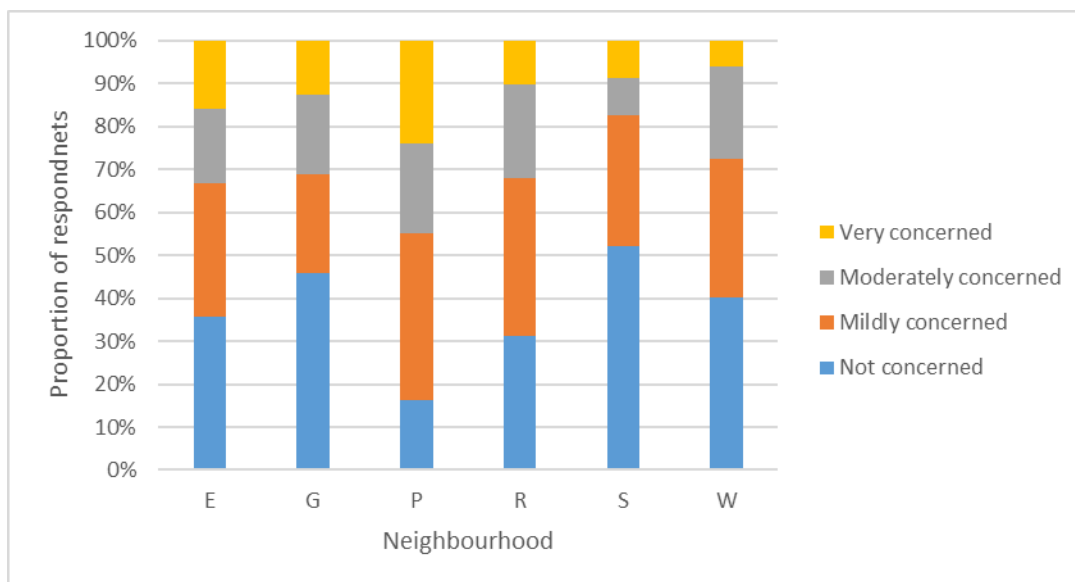


Figure 16. Responses to Question 18, "Are you concerned about being in a vehicle or bicycle collision in Esquimalt?", by neighbourhood (N=508).

Concerns about disease transmission did not vary as much by neighbourhood (Figure 18), and were not statistically significant.

OVERVIEW QUESTIONS

One of the key overview questions in the survey was "Do you currently enjoy seeing deer on your property, or would you enjoy seeing them there?" The majority of respondents (62%) answered "No" to

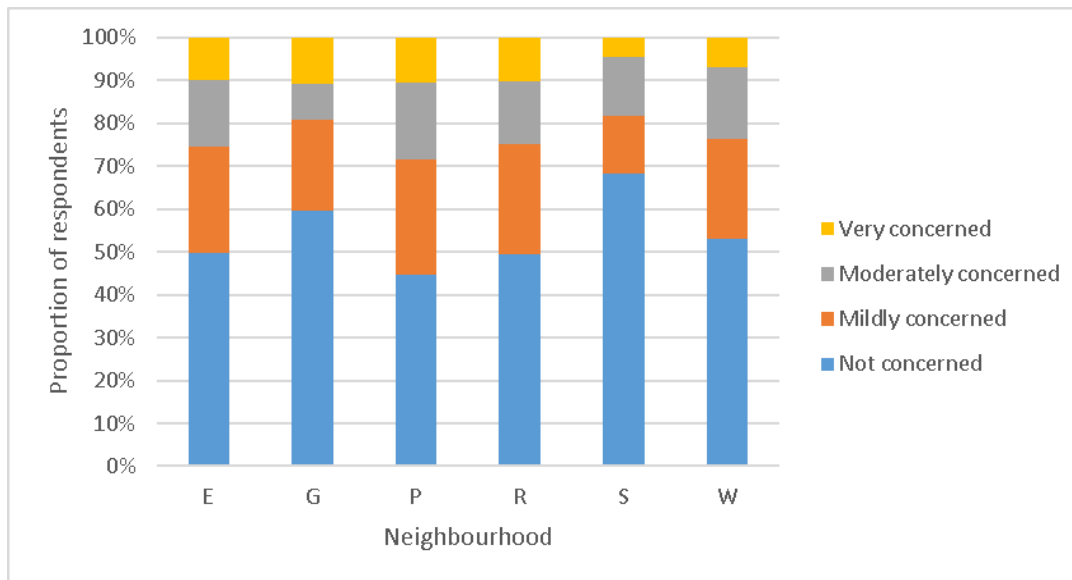


Figure 17. Responses to Question 20, "Are you concerned about you or your family members being in an aggressive deer encounter in Esquimalt?", by neighbourhood (N=508).

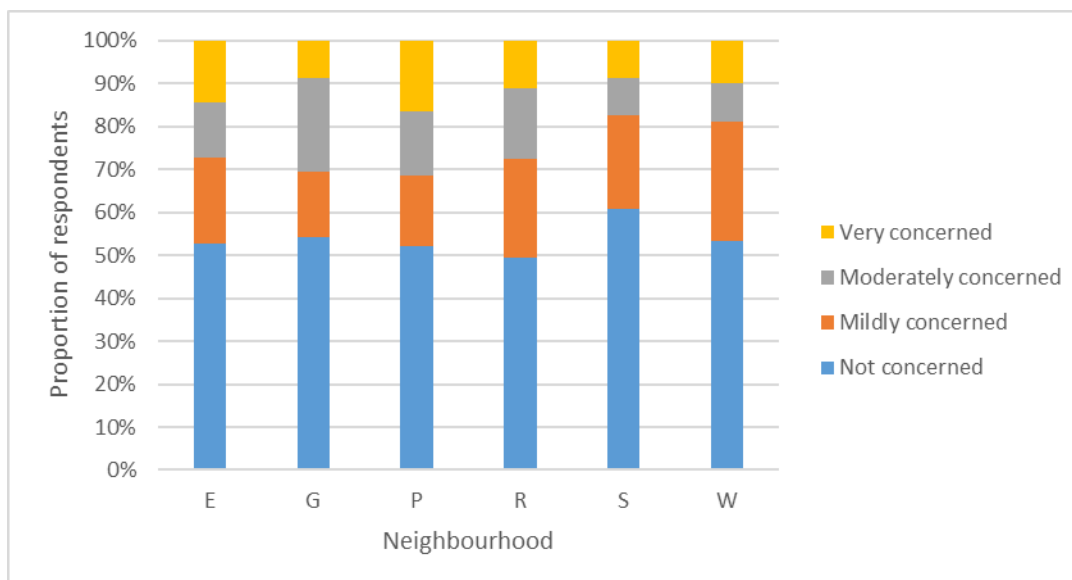


Figure 18. Responses to Question 22, "Are you concerned about the transmission of disease from deer to humans?", by neighbourhood (N=507).

this question (Figure 19). Twenty-seven respondents did not answer the question, possibly indicating ambivalence towards deer.

Most respondents (59 percent) expressed no concern or mild concern over the health and welfare of the deer in their neighbourhoods (Figure 20). Fifteen percent were very concerned.

Again, concerns were highest in the neighbourhoods where the most deer were seen: Parklands, Rockheights, and Esquimalt Village (Figure 21). The differences were significant statistically.

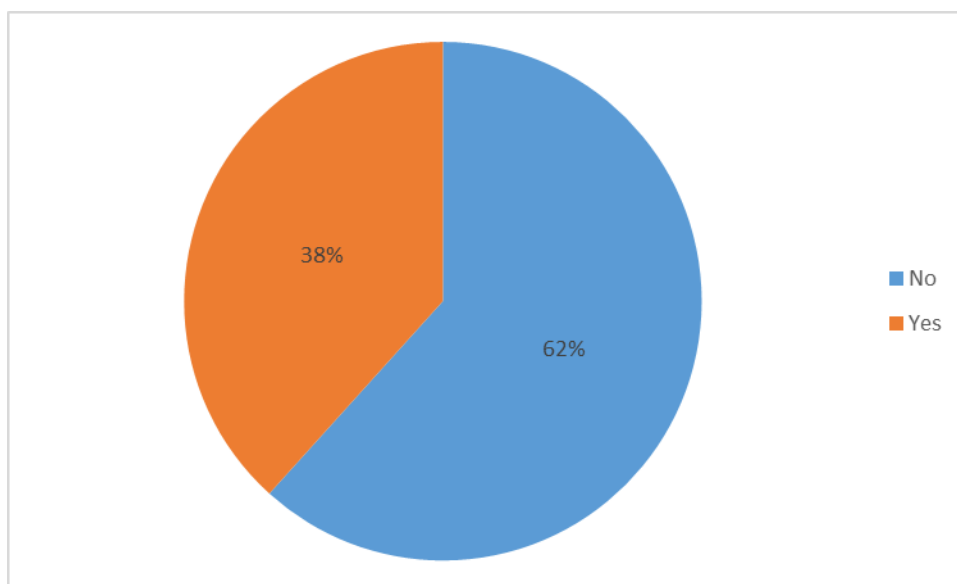


Figure 19. Responses to Question 12, "Do you currently enjoy seeing on your property, or would you enjoy seeing them there?" (N=483).

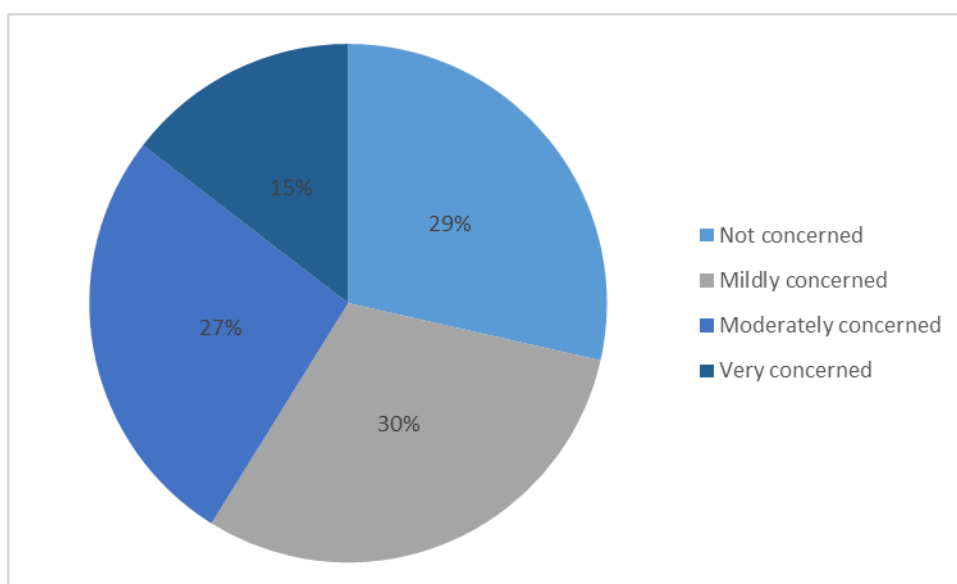


Figure 20. Responses to Question 21, "Are you concerned about the health and welfare of the deer in your neighborhood, including death or injury of deer by vehicles?" (N=508).

Conflicts between neighbours over deer were reported by 33 respondents to the survey (6 percent). Nineteen reported conflicts over fencing of properties, seven reported conflicts over feeding of deer, 12 reported conflicts over what should be done about the deer, and six reported other types of conflicts.

Nineteen respondents (four percent of the total) reported that they had participated in public meetings or group discussions regarding the management of deer in Esquimalt.

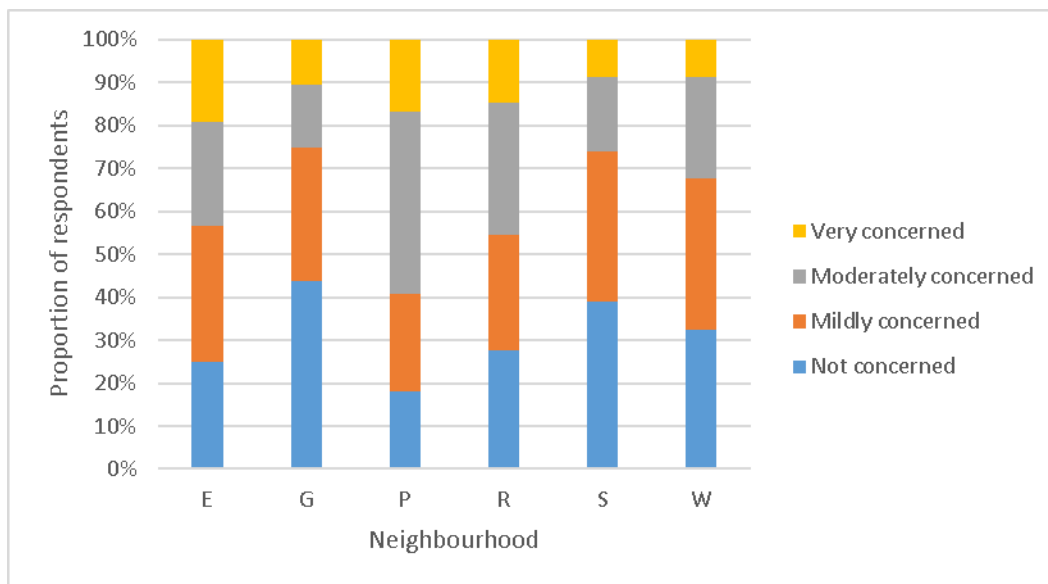


Figure 21. Responses to Question 21, "Are you concerned about the health and welfare of the deer in your neighborhood, including death or injury of deer by vehicles?" (N=508).

Finally, the responses to Question 24 on potential tax increases showed that more than half (59 percent) of respondents would be willing to contribute increased annual taxes to fund a program of deer management (Figure 22). Responses of those who were willing to contribute were split quite evenly among the four ranges of hypothetical tax increases, with 12-20 percent of responses falling in each range.

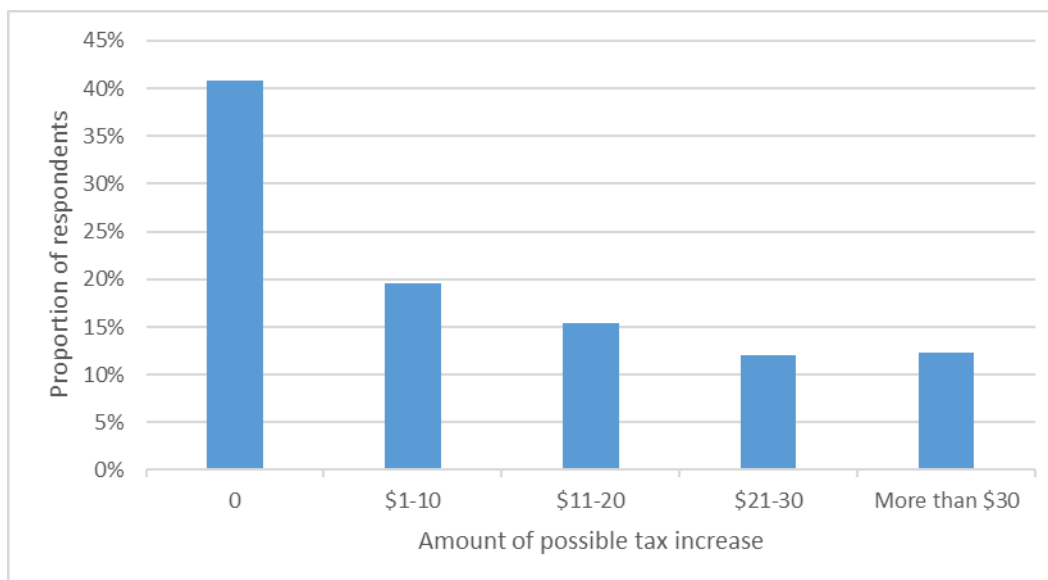


Figure 22. Responses to Question 24, "If the Township of Esquimalt decided to institute a program focussed on deer, it might include activities such as public education, deer counts, or possibly some form of control of the deer population. How much would you be willing to contribute in increased annual property taxes to fund the program?" (N=482).

Respondents from different neighbourhoods showed some variation in their willingness to contribute increased taxes (Figure 23). For example, fewer Rockheights respondents were in favour of contributing any increased taxes than respondents from any other neighbourhood; while a higher proportion of Esquimalt Village respondents were willing to contribute more than \$30 per year than respondents from any other neighbourhood. These differences, however, were not statistically significant.

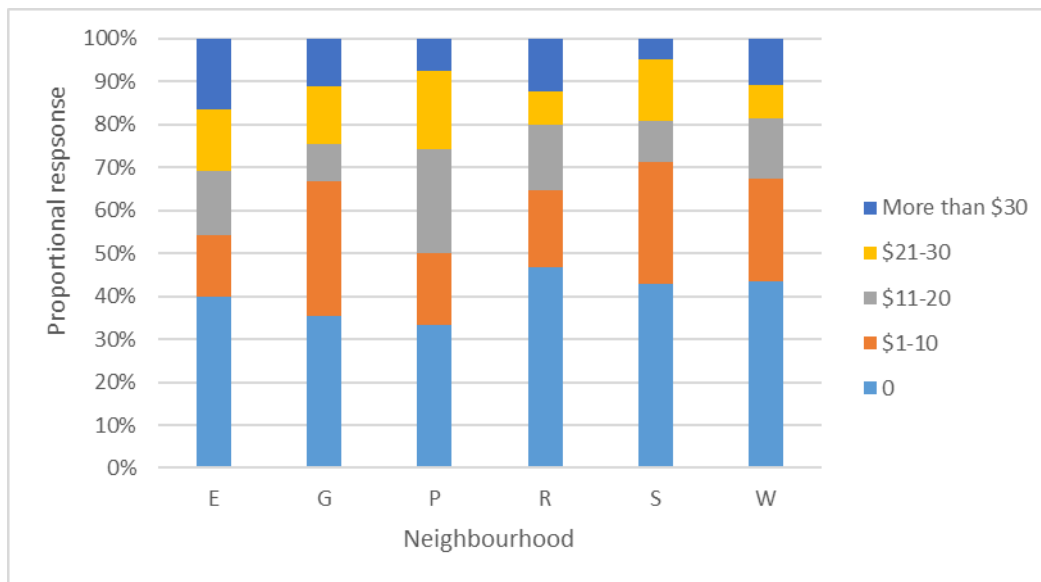


Figure 23. Responses to Question 24, by neighbourhood (N=482).

UNSOLICITED COMMENTS

Although the questionnaire did not ask for written comments from respondents, more than 15 percent of them did write notes on their questionnaires (see *Appendix B*). The comments cover the full range of attitudes, from those who admire and appreciate the deer to those who wish them gone from the Township as soon as possible, and do not constitute a random or representative sample of residents. One interesting statistic from these comments, however, is the proportion of commenters who volunteered an opinion as to whether the deer population should be somehow controlled or managed.

Of 27 respondents who commented directly on that issue or implied what their response to potential control of deer would be, 16 said they were against any control or culling while 11 were in favour. Several respondents in both groups said they would only support a tax increase if the money was used to fund the option they favoured.

DISCUSSION

Considering that this was the first operational application of the questionnaire and survey methodology, the project was very successful. Distribution of the questionnaire went as planned, at minimal cost due to the labour provided by UWSS volunteers; and the response rate exceeded expectations. The Township acquired a baseline of information on deer occurrence, impacts, and interactions with Esquimalt residents; plus insights into residents' attitudes towards the deer and willingness to pay for a potential program of deer management. The results of the survey provide an solid foundation of

information for the Township to use if it considers further work on deer issues such as public education, deer counts, or some form of deer population management.

The five main concerns listed above under *Questionnaire Design* provide a convenient structure for discussing the implications of the survey results.

1. What is the extent of deer activities on homeowners' properties, and what are homeowners' responses to the presence of deer?

Survey results indicated that deer or their sign have been observed at one time or another on 17 of every 20 properties in Esquimalt that hold residences with outside entrances. West Bay and Selkirk neighbourhoods have experienced substantially lower levels of deer use than the rest of the Township. This is probably because deer movement into those neighbourhoods is restricted somewhat by barriers such as the busy streets (Lampson and Tillicum) forming their western borders and the water to the north and south; and by the unfavorable habitat associated with the high proportion of industrial and commercial properties in the West Bay area.

Given the prevalence of deer throughout the township and the frequency of their visits to some properties, it appears that Esquimalt must host a substantial resident population of the animals. Furthermore, most respondents (81% of those who have seen deer or their sign on their properties) feel that the population is either stable or increasing. If these impressions are correct and no action is taken by the township, it seems likely that interactions and conflicts between people and deer in Esquimalt will increase.

Many respondents have already acted to control deer use of their properties and damage to their plants using various approaches, including fencing and replacing plants with varieties that deer do not eat. More plan to build fences in the next year, and will incur considerable expense to do so. The Township may be able to help residents to spend their money more effectively by providing better information than is currently available on deer-resistant plants, fencing, and deployment of pet dogs.

2. How concerned are residents about deer on their properties and in Esquimalt generally?

Several indicators suggest that Esquimalt residents overall are quite concerned about deer in the township, including the high response rate to the survey and the relatively high proportion of unsolicited written comments that respondents added. The clearest indicator, though, is the response to Question 12, which asked if respondents enjoyed or would enjoy seeing deer on their properties. As almost two-thirds of respondents answered "no" to that question, most respondents seem to feel considerable animosity toward deer. On the other hand, a smaller but still substantial proportion of respondents enjoys seeing deer on their properties. This suggests that any action contemplated by the Township to manage the deer population is likely to be met with criticism or resistance from up to a third of Esquimalt residents.

3. What are the types of issues that cause concern?

Respondents were not asked to assign ranks to the different issues concerning deer, so it is not possible to say definitively which was of greatest concern. Clearly many respondents have reason to be concerned about damage to their plants, as about half of those who have had deer on their properties have experienced significant damage to their plants and have spent money to combat the damage. Among the other concerns that respondents were asked to consider, vehicle and bicycle collisions

appear to be of concern to more people than were encounters with aggressive deer or transmission of diseases from deer to humans.

4. *How do the levels and types of concerns vary by neighbourhood?*

Significant differences among neighbourhoods were apparent in the responses to questions about deer damage to plants and about concerns regarding collisions, encounters with aggressive deer, and the health and welfare of deer. Although there were a few exceptions to the pattern, concerns were generally highest in Parklands and Esquimalt Village and lowest in Selkirk and Gorge, with Rockheights and West Bay falling in between. Not surprisingly, the level of concern appears to correspond closely to the frequency with which deer are seen on properties in the various neighbourhoods.

5. *Would residents be willing to see their property taxes increased to fund a program of deer management?*

The survey results indicate that a substantial number of Esquimalt residents would be willing to support an increase in property taxes to fund a deer management program. As detailed above in *Results*, more than half of respondents indicated that they would be open to a tax increase of some magnitude; with about 20 percent of respondents favouring an increase of less than \$10; and 40 percent being willing to support an increase larger than that. When interpreting these results, however, it is important to bear in mind the potential biases of those who chose to respond to the survey, as discussed above in *Limitations of the Survey*. The respondents may be more interested in deer than the average Esquimalt resident, and more motivated to see action taken by the Township because they have experienced deer use of their properties. Nevertheless, since even a modest tax increase of \$10 could generate program funding of more than \$30,000 per year, the Township may be able to fund a substantial deer program that would be supported in principle by most residents.

RECOMMENDATIONS

After completion of the survey and data analysis, Township staff expressed an interest in hearing recommendations for further activities that Esquimalt could consider undertaking concerning deer. The following suggestions are drawn in part from the survey results and in part from the author's experience in deer research and program management:

1. Conduct a stratified deer inventory of the township using qualified observers, to provide a reliable count or index of deer density by neighbourhood. This should be the next step in developing a long-term plan for addressing deer issues in the township; as it would confirm or correct the subjective impressions of deer density that respondents expressed in their responses to Questions 5 and 6, and would provide a baseline of data for tracking trends over time. The inventory methodology used in Oak Bay in 2015 (see <https://www.crd.bc.ca/project/regional-deer-management-strategy>) could probably be adapted for Esquimalt.
2. Provide improved public education resources, as needed to supplement or consolidate existing materials such as the CRD pamphlet *Reducing Deer – Human Conflict* (see <https://www.crd.bc.ca/docs/default-source/regional-planning-pdf/Regional-Deer-Management/conflictredution-webo.pdf?sfvrsn=2>); and materials provided by the UWSS (for example, see http://www.deerplanoakbay.ca/why_is_that_deer_following_me), and the BCSPCA (see <http://www.sPCA.bc.ca/assets/documents/welfare/urban-wildlife/urban-deer->

[pamphlet.pdf](#)). These materials provide useful information but it is scattered in several different documents produced by different organizations, and thus not easily accessible to most Esquimalt residents. The existing materials also do not appear to provide certain details that would be helpful to residents when making decisions about how to deal with deer on their properties and in their neighbourhoods, including:

- the pros and cons of various approaches to reducing deer access to properties, damage to plants, and dangerous interactions with people;
- recommended deer-resistant plants for local gardens; and
- recommendations for how residents can use their dogs to keep away deer from their properties, while causing the least disturbance to neighbours.

While deer remain abundant in Esquimalt, better public education could help residents to minimize deer conflicts on their properties and while travelling around the township. As improved education resources would be equally valuable to other jurisdictions in the Capital Regional District (CRD), it may be possible for Esquimalt to share the cost of developing them with the CRD or other municipalities.

3. If the Township of Esquimalt were to undertake a program to control or reduce its deer population, it would probably not be practical to apply the program throughout the whole Township at the same time. The Township therefore should evaluate whether it would be most effective to target initial population management measures at the area of highest deer density or the area of lowest density, as determined by the deer inventory suggested in recommendation 1.

Although public demand for deer control will no doubt be greatest where deer density is highest (probably the Parklands and Esquimalt Village neighbourhoods), that is also the area where the most deer would have to be treated (e.g., sterilized, translocated, or killed) and where reinvasion from surrounding jurisdictions would be most likely to occur. Deer problems will be perceived as being less important in areas with lower deer density (probably the Selkirk and West Bay neighbourhoods), but it would be easier to control the population there and easier to maintain a lower density if physical barriers such as busy roads, the Gorge Waterway, and the ocean discourage deer from invading.

4. Coordinate planning of any deer control program with the Town of View Royal, the City of Victoria, the Department of National Defence, the Esquimalt First Nation, and the Songhees First Nation; and promote cooperative implementation of control in all these jurisdictions. This could be critical to the long-term effectiveness of the program in Esquimalt, because it would reduce the likelihood of deer invading the Township from outside its boundaries.

APPENDIX A SURVEY QUESTIONNAIRE

Deer in Esquimalt – Public Survey

This survey is intended to determine the extent of deer activities in Esquimalt and homeowners' concerns regarding deer. The results of the survey will be important information for Council and staff of the Township of Esquimalt when they consider how to deal with deer issues in the township.

Please have the survey completed by an adult who makes decisions about managing your property. Complete only one questionnaire per household.

If you wish to complete the questionnaire on-line rather than mailing it in, go to this website: <http://www.esquimalt.ca/deer>. Note that you will have to enter the number that appears at the upper right corner of this page.

Circle the answer that applies to you or fill in the blank.

1. What is your Postal Code? _____

Providing us with your postal code will help us better understand the distribution of concerns about deer and deer activities in Esquimalt. Since your postal code is shared with other residences on your street, you remain anonymous when you provide it.

2. How many years have you lived at your current address?

less than 1

1-3

more than 3

3. Does your residence have a yard, garden, or greenery that is or could be used by deer for resting, feeding, or travelling through?

yes no

4. Have you or a family member ever seen deer or signs of deer (for example, droppings or evidence of browsing) on your property?

yes no

If you answered "no" to Question 4, please go to Question 12 below. If you answered "yes" to Question 4, continue to Question 5.

5. On average, how many days per month do you, or your family, see deer on your property?

0

1-5

6-15

16-25

26-31

6. In the last year, would you say that the number or frequency of deer on your property has:

decreased

stayed the same

increased

don't know

7. Do you or another family member actively feed the deer that visit your property?

yes no

8. What kind of plants do you grow on your property? (circle all that apply)
- | | | | | |
|------|------------------|-------------|--------|---------|
| lawn | decorative trees | fruit trees | shrubs | flowers |
| | | vegetables | | |
9. Did deer cause significant damage to your property by eating your plants in 2016?
- yes no
10. Has deer feeding on your property been sufficiently intense that you can no longer grow some plants?
- yes no
11. Approximately how much money have you spent on your property in the last year to deal with deer damage (for example, to replace plants) or prevent deer damage?
- \$ _____
12. Do you currently enjoy seeing deer on your property, or would you enjoy seeing them there?
- yes no
13. Has the presence of deer in your neighborhood created a conflict between you and any of your neighbours?
- yes no
- If you answered "yes", has it led to:
- | | | |
|---------------------------------------------------|-------|----|
| Conflict over fencing? | yes | no |
| Conflict over feeding of the deer? | yes | no |
| Conflict over what should be done about the deer? | yes | no |
| Other type of conflict | _____ | |
14. Do you have a dog that you allow off leash on your property?
- yes no
15. Do you have a fence that excludes deer from all or part of your property?
- yes no
- If you answered "yes", what proportion of your property is enclosed by that fence?
- _____%
16. Are you planning on installing a fence that excludes deer on your property in the next year?
- yes no
- If you answered "yes", what proportion of your property will be enclosed by that fence?
- _____%

17. Have you ever been involved in a vehicle incident or bicycle incident with deer in Esquimalt?

yes no

If you answered “yes”, was it :

A collision with a deer? yes no

An incident involving avoiding deer? yes no

18. Are you concerned about being in a vehicle or bicycle collision with a deer in Esquimalt?

not concerned mildly concerned moderately concerned very concerned

19. Have you experienced aggressive behavior by deer in Esquimalt (including your property)?

yes no

If you answered “yes”, was the aggressive behavior:

towards people? yes no

towards pets? yes no

20. Are you concerned about you or your family members being in an aggressive deer encounter in Esquimalt?

not concerned mildly concerned moderately concerned very concerned

21. Are you concerned about the health and welfare of the deer in your neighborhood, including death or injury of deer by vehicles?

not concerned mildly concerned moderately concerned very concerned

22. Are you concerned about the transmission of disease from deer to humans?

not concerned mildly concerned moderately concerned very concerned

23. Have you participated in public meetings or group discussions regarding the management of deer in Esquimalt?

yes no

24. If the Township of Esquimalt decided to institute a program focussed on deer, it might include activities such as public education, deer counts, or possibly some form of control of the deer population. How much would you be willing to contribute in increased annual property taxes to fund the program?

\$0 \$1-\$10 \$11- \$20 \$20- 30 More than \$30

Thank you for completing this survey. Watch for an announcement of the results of the survey on the Township of Esquimalt's website: <http://www.esquimalt.ca>.

APPENDIX B

WRITTEN COMMENTS FROM RESPONDENTS

Questionnaire #	Comments
5504	I do enjoy them [the deer] but there are too many.
6080	I would be happy to contribute [tax dollars] to count the deer, educate the public, etc., but nothing to control the deer population. We love the deer!
5651	We see 1 deer/year on our property. Other than possible birth control, deer should be left alone.
6591	Have lived in Esquimalt >20 years. Neighbours allow five deer to reside in their back yard. We plan to increase the height of our existing fences [in the next year].
6364	We are not concerned at all about deer: we think they are harmless. The real problem in Esquimalt related to animals is the rat population we have. Rats do far more damage than deer and we have spent thousands from the damage they've caused to our house/property. We feel that a root cause of this is the change that occurred in our garbage and compost program in Esquimalt.
5522	Have lived in Esquimalt 19 years. [Deer] ate all my tulips. [Have spent money on] solutions to spray on plants/near plants. [No conflicts with neighbours] but this year has been awful; so many of them [deer]. We are thinking of putting [up] some fencing. They can get in our yard in four places.[Have not been involved in vehicle or bicycle accident] but soon its going to happen soon [sic].
6196	[Deer] pruned my shrubs only. Cannot grow vegetables in front yard, and it's sunnier there for veggies. [Have a fence around] back yard – done 5+ years ago to prevent deer in back yard. Especially concerned about [aggressive deer encounters] in Work Point –so many deer there!
6259	We protected some trees a couple of years ago. We love seeing the deer. We drive carefully. Wildlife is an asset and the deer are losing habitat due to development. We are 100% against a cull or any form of animal cruelty. We would like to see peaceful coexistence and would also like Esquimalt to be very careful and judicious about protecting green spaces.
5773	There are more important things the town should be concerned about, like homelessness, lowering taxes, etc. Not deer! Let the people who think deer should be “removed” or killed move to somewhere else. This is life on Vancouver Island! [Don't want to contribute increased annual taxes] because we don't find the deer to be considered a problem – we love and respect them! They were here first! People need to accommodate them! It's people that need to have population controlled. Let the people who don't like the deer pay more taxes. It's not fair to impose higher taxes on the people who don't believe the deer are a problem, or to make us contribute \$ in any form!
6154	May try to further increase height of existing fence.[Would be willing to contribute increased annual taxes] but only for control of population.
6271	[Would be willing to contribute increased annual taxes] for education and deer counts but not towards controlling at this point in time.
5982	I'm most worried about hitting [a deer] in the morning, on Old Esquimalt Road where it turns around the corner to meet Park Terrace. The sun is directly in your eyes in the morning as you go up the hill, making it hard to see as it is. That is where

	I have seen the deer the most, up there. My roses are surviving [despite being nibbled by deer].
5758	Please note that we would be very much opposed to a deer cull in Esquimalt.
5686	We see deer almost every morning on Craigflower across from Glen Vale Road. They only come onto my property when the flowers and lilacs are blooming. The concern is them crossing Craigflower regularly.
6157	[Have not been involved in a vehicle or bicycle incident] – not quite but [the deer] don't move out of the driveway like they used to – getting too comfortable. [Are concerned about aggressive deer encounters] most when the bucks are rutting. Oddly some deer seem very thin. [Would be willing to contribute increased annual taxes] but only if it actually made a difference. Is it true [that] tagged deer were brought in by DND? It does seem that there are more in the last 12-15 years. Prior to that they were rarely seen here.
5678	I am concerned [deer] will be hit by vehicles getting to my yard. I was hit by a deer on my bike in Saanich.
5699	Saw signs [of deer] only once in 10 years (footprints and signs of eating).
5787	I've changed the plants I buy.
5815	Have lived in Esquimalt more than 43 years. The is the first year we've had deer in our property! [The deer] eat the garden plants. We will plant more veggies next year. [As far as increased taxes go] What program previously? Define that and ask again.
5823	Have lived in Esquimalt more than 43 years. The is the first year we've had deer in our property! [The deer] eat the garden plants. We will plant more veggies next year. [As far as increased taxes go] What program previously? Define that and ask again.
6066	Of course I don't want [deer to be killed or injured by vehicles] but no deer here, so can't be concerned about it happening. I had to Google about [transmission of disease from deer to humans] before I learned about the "tick phobia". Perhaps we could focus on the problem of ticks rather than the "symptom" of deer. With climate change we will have more and more new disease vectors, so it's foolish to be reductionist about one species. Can we not figure out a better approach for vanity gardeners than getting rid of the grazers. Thanks!
6255	I haven't seen deer on my property. Two small hydrangea's leaves eaten this summer. First time signs of deer on property, but never sightings.
6363	Cannot speak to the increase in taxes as we are tenants not homeowners.
6369	Attempts to mitigate [damage to plants] with fencing have failed. Neighbours are not preventing access to deer. Considering installing maybe a mote [sic] or walls. I've been involved in near misses of deer-car conflicts.
6372	Attempts to mitigate [damage to plants] with fencing have failed. Neighbours are not preventing access to deer. Considering installing maybe a mote [sic] or walls. I've been involved in near misses of deer-car conflicts.
6406	I strive for deer resistant plants; i.e., irises, daffs, etc.
6504	I don't know how much money I have spent to deal with deer damage.
6510	I haven't seen any [deer] but there are footprints in garden soil. [Deer cause] a lot of damage [by eating plants] but not severe. They're pretty but I don't want them eating my plants.

5635	Reduce speed limits everywhere to reduce avoid collisions - I'd be more likely to wish to contribute [increased taxes] to that financially (i.e., new signs, police enforcement, etc.)
5842	We own two properties in Esquimalt: one near Highrock Park since 1992 and one near Saxe Point Park since 1980. The deer visit both properties and afford us a great deal of pleasure (especially the fawns). Please be careful and do not let Esquimalt lower itself to the same standards as Oak Bay (regarding deer). That would be a great disappointment to our families who regard our neighbourhoods with such regard.
5814	I am not willing to spend any money on increased taxes but I'm willing to spend more than \$30 per year to protect the deer.
6482	I see deer on my property a couple of times a year.
6463	I have a family member with Lyme Disease.
5516	Let the indigenous peoples take care of it for traditional food. P.S. We are the problem as we keep taking more and more of their traditional territory.
5754	I post pics on Facebook and people worldwide are amazed. Beautiful bucks in front of our house. Do not cull the deer. It amazes me that we cohabitate with animals peacefully.
6360	I have seen a badly injured deer recently.
5825	Have seen deer on our property only once or twice ever.
5694	Spend increased taxes all on control, none to educate.
6142	We enjoy seeing deer in our community! Don't feel it is necessary to control the deer population at this time. We don't feel it necessary to allocate tax dollars to a program.
5524	[I am moderately concerned about health and welfare of deer], especially deer with netting in antlers.
5593	[I have spent \$4500] for a new tall fence, plus more for plants.
6302	[I have not been involved in a vehicle or bicycle incident] but have to go around them on the road often.
5824	I would not want to support 'control' of the deer population.
5550	[I am] pleased that you are addressing the issue.
5793	It would be a shame to have a fence in the front yard. What do you mean by "control" [of the deer]? I have spent \$1000+ on landscaping – giving up! I have been a vegetable gardener for 16 years and this year I gave up! Cull or relocate!
6024	[I am not planning on installing a fence that excludes deer because] I cannot afford a 7-foot fence. [I am very concerned about being in an aggressive deer encounter because] it has happened many times. [I am concerned about the health of the deer because] deer make good pepperoni. [I am concerned about transmission of disease from deer to humans because of] ticks.
5986	Leave the deer alone! It's nice to interact with or see the deer. I just moved from Vancouver to be closer to nature, not the rat race and jungle Vancouver has become. The animals were here before us. I'm spending \$250 on landscaping – for the deer!
5856	[Would be willing to contribute increased annual taxes] for deer control only.
6262	[I am very concerned about being in an aggressive deer encounter because] deer will attract cougars who may attack our children.

6275	I would be willing to pay [more than \$30/year] for control of deer population. I would not be willing to see an increase of even one dollar for public education.
6107	Thank you!
5641	Built fence 3 years ago, deer netting, replaced trees, no longer grow some plants. [Experienced aggressive behaviour] by a large buck who was 'sleeping' in our garden, awoke as I entered the back yard and approached me before taking a side trip through our cedar hedge and out. We already spend more than \$30 per year repairing our garden, and pay taxes, so what is considered fair? Racoons do a lot of damage in our garden too and even netting tied around grapes, fruits like kiwi and blueberries does not keep them out. We no longer grow 'greens'.
5935	[Would be willing to contribute no increased annual taxes] because I personally have had no property damaged. I planted plants in front around the trees – the kind not enjoyed by deer – and very rarely see any except when they are cruising the road. Many thanks for issuing the public survey..
6134	[I currently enjoy seeing deer on my property] in my front yard (it's part of Canada) but not in my back yard (vegetable garden).
5919	[Would be willing to contribute more than \$30 in increased annual taxes] if culling is the option.
5853	[I had a collision with a deer on] Admirals Road – sent the deer flying but I'm not sure it survived. [Have not experienced aggressive behaviour by deer] but had some staring contests and deer not scared like they should be of a full size human.
6356	[Have lived here for] 46 years. This year [the deer] came in just as raspberries were just ripening and clean [sic] up even green ones. Lost 100 lbs.; \$300 at least.
6209	[Deer feeding was sufficiently intense that we could no longer grow some plants] before we built a deer fence for the rear yard.
5750	[The deer] actually manage the weeds on my property beautifully! [Would be willing to contribute no increased annual taxes] if it's to eradicate [the deer]; \$11-20 only if it's to keep deer healthy in our industrial community. We need to learn to live in harmony with the natural world. We are the ones encroaching on their natural habitat. We are truly fortunate to still have deer and wildlife in our community...Please do the right thing and take a conservation approach to finding a way to educate humans vs. punish/eradicate deer. Thank you!
6096	[The presence of deer in our neighbourhood has created a conflict with neighbours because the deer are] jumping over fences from one yard to next and people are putting up side fences to keep them out.
6200	[Have experienced aggressive behaviour by deer] on street: groups of 5+ deer not moving for pedestrians at all. [Would be willing to contribute \$11-20 in increased annual taxes] for some form of control of the deer population.
6233	We are concerned about geese also.
5570	[Regarding vehicle or bicycle incidents] my wife was riding her scooter to work on Skinner and a deer ran out from between residences and ran right into her. Luckily no injuries other than damage to bike and bruises.
5719	[We are planning on installing a fence that excludes deer] soon but not in the next year. [Would be willing to contribute more than \$30 in increased annual taxes] for control please.
6014	I am concerned about cougars coming for their favorite food.

5735	I live near Esquimalt Gorge Park. I have seen deer living there. The “environmentally sensitive” areas are more an unsightly mess that provide cover and living area for deer. There are three bucks living there for certain as I have seen all three at the same time on numerous occasions.
5843	[Regarding vehicle or bicycle incidents] a deer was being chased by a dog as I was exiting my vehicle. I jumped to avoid the buck and put my back and neck out.
6004	[Regarding how often we see deer on our property] three or four of them sleep on the property. [Regarding the amount of money we have spent in the last year to deal with deer damage] we must purchase vegetables instead of growing them. [Regarding fencing it is] very difficult or impossible to fence due to type of property. Up to seven deer on my property at one time; they are jostling for room. Deer so close the antlers are banging on house window and deer droppings on front steps as well as all over property. Aggressive [deer] moves toward me if I try to “shoo” them; they are no longer startled. These are no longer ‘wild’ deer. The Province states that deer regulate themselves, or something to that effect, but one? Some? Gulf? Islands had to eliminate deer because they (the islands) were stripped of vegetation.
6168	[Regarding willingness to contribute increased annual property taxes] Council should specify exactly which program is proposed before asking for taxpayer support. There are too many options here.
6219	Unless this culling is for all the municipalities in the Greater Victoria area it serves no purpose. We have spent over \$600 deer proofing our property – new fences, changing plants and shrubs, using deer repellent, fixing sprinklers, etc. and now you want to get more taxes for a problem you should have addressed years ago!!!! (This respondent did not complete the survey)
5507	[We spent] \$2500 [for] a new fence. [Regarding public meetings] Do us proud listen to us. [Regarding willingness to contribute increased annual property taxes] It is fruitless! [Would be willing to contribute] more than \$30/year in [increased annual taxes] if you actually transfer or kill them. Donate the venison to the Legions for meat draws. I’m not being smart. I think it would be very popular. My heart breaks for my yard. The squirrels also take the tulips. I can’t get any sun(?). Less each year the rules are so stringent. What happened? Esquimalt used to have contests for yards looking nice? Every year less and less I can do in the yard.
6394	[Regarding deer damage by eating plants and money spent to deal with deer damage] we just plant differently! [Regarding willingness to contribute increased annual property taxes] unesitary! (<i>sic</i>)
6029	As I fill in this form I am keeping my eyes on a deer at 495 Fraser – 2 back yards from us – it has bird netting caught in its antlers and has a bad limp. A conservation officer was parked at the road but has now left. As you move forward with this deer issue – discussion about Canada Geese should also be started.
6498	[Regarding conflicts with neighbours] We all agree something has to be done! [Regarding vehicle or bicycle incidents] Came home late at night deer in my driveway, swung in had to slam on brakes.
6112	[Regarding money spent to deal with deer damage] I have stopped replacing shrubs and plants as the deer just eat them. [Regarding conflicts with neighbours] We are in agreement they are destructive. [Regarding concern about aggressive deer] They are too stupid to be aggressive. [Regarding concern about the health and welfare of deer] They should have been culled years ago – BIG TIME. [Regarding willingness to

	contribute increased annual property taxes] we would be willing to contribute nothing on education or counts, \$20-\$30 on culling or killing them, the meat could be donated to the food banks or put up for the public to buy.
6067	I have only seen one deer in our neighbourhood (Selkirk) in the last 10 years.
5596	[Regarding conflicts with neighbours] We have experienced conflict over deer prevention equipment.
5787	[Deer] don't come on our yard. The dogs pee on yard keeps deer away. They skip our yard and go to neighbours that have no dogs. [We see deer 6-15 days/month] on everyone else's yard. We have a beautiful garden [the deer] don't come over. Every community has deer. We have to learn to live and share with nature!
6270	[Regarding whether you currently enjoy seeing deer or would enjoy seeing them on your property we enjoy them] somewhat. We currently only plant what deer do not eat on the front property (the only area the deer can enter).
6009	[Regarding willingness to contribute increased annual property taxes] This isn't really a fair or useful question because the amount people are willing to pay varies depending on the proposed program. I'm not interested in funding more education – there is information out there, but would pay <u>more</u> [than \$11-\$20] for actual practical steps.
5858	[Regarding fencing we have] cages over vegetable gardens.
6410	[Regarding deer feeding being sufficiently intense that we can longer grow some plants] Until we installed the deer-proof fence yes!
6230	I have seen approximately 8 deer a group of 4 coming from Highrock Cairn into Wurtele Park.
5559	[Regarding concern about aggressive deer encounters] Let's not forget they were here before us! [Regarding willingness to contribute increased annual property taxes we aren't willing to contribute anything because] I don't think they are a problem!