

**CONFIRM
UNDERGROUND
LOCATIONS WITH
UTILITY COMPANIES**

LEGEND - Existing services shown solid	
CABLE —TV—	SIDEWALK S/W
DRAIN —D—	TREE
GAS —GAS—	ELECTRIC POLE E
SEWER —S—	TEL POLE
WATER —W—	SURVEY MONUMENT
ELECTRICAL —E—	
	DRAIN MANHOLE
	CATCH BASIN
	DRAIN CLEANOUT
	DRAIN VENT
	IRON PIN
	GAS VALVE
	GAS SNIFFER
	GAS METER
	STREET LIGHT
	LEAD PLUG
	SEWER MANHOLE
	SEWER LAMPHOLE
	SEWER CLEANOUT
	SEWER VENT
	TRAVERSE HUB
	WATER VALVE
	FIRE HYDRANT
	WATER METER
	SERVICE VALVE
	P.K. NAIL

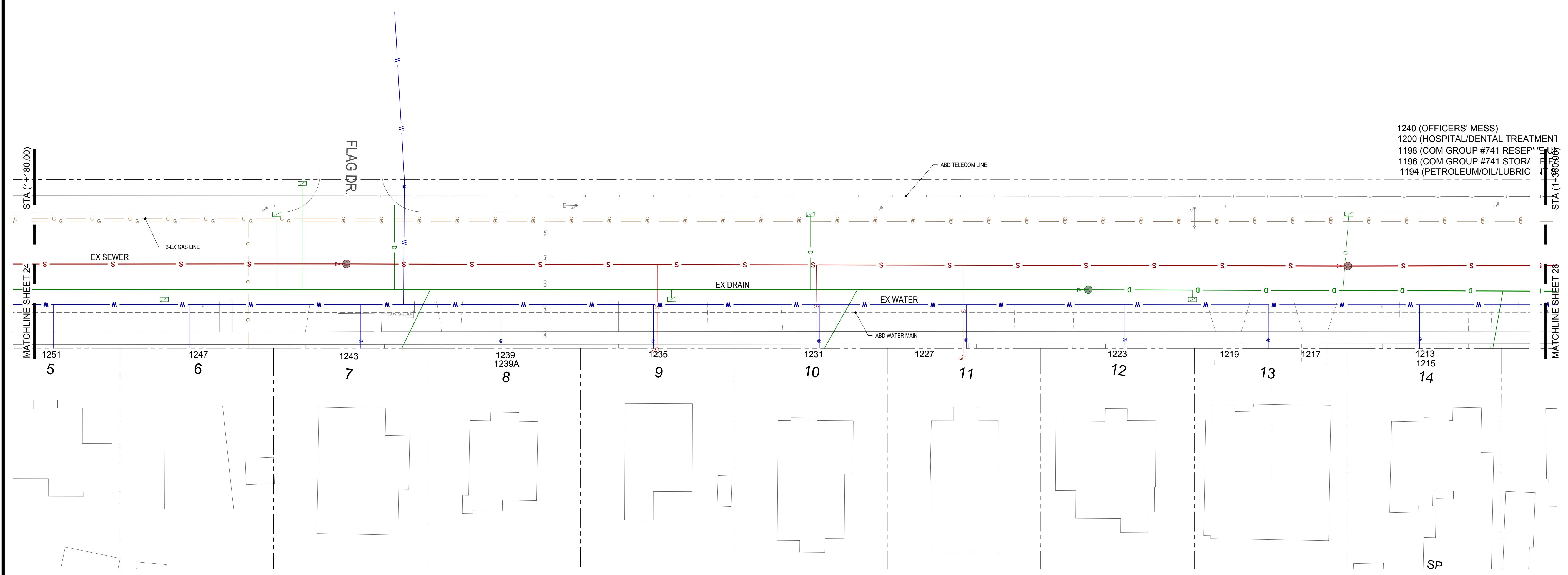
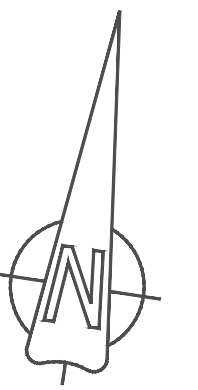
REVISIONS
ISSUED FOR REVIEW

REVISIONS APPROVED								
REVISION 1			REVISION 2			REVISION 3		
APP.	DATE	SIGN.	APP.	DATE	SIGN.	APP.	DATE	SIGN.

DESIGN APPROVED		
EXCEPTIONS	DATE	SIGN.
APPROVED BY	17.04.07	WW
DESIGN ENG.	17.04.07	JM
ASSIST. ENG.		
MUNICIPAL ENG.	17.04.07	JM

TOWNSHIP OF ESQUIMALT
COLVILLE ROAD INVESTIGATIVE WORK
COMBINED UTILITIES STA (1+040.30 - 1+180.00)
 CONTROL MONUMENTS
 DESIGN EFS DRAWN EFS SURVEY HH
 SCALES: H = 250 V = 25 DATE 17.XX.XX

PROJECT CODE NO.	EXX
DESIGN DWG. NO.	ESQ-C300
Sheet #	24



1240 (OFFICERS' MESS)
 1200 (HOSPITAL/DENTAL TREATMENT)
 1198 (COM GROUP #741 RESEPA)
 1196 (COM GROUP #741 STOR)
 1194 (PETROLEUM/OIL/LUBRIC)

CONFIRM
 UNDERGROUND
 LOCATIONS WITH
 UTILITY COMPANIES

LEGEND - Existing services shown solid	
CABLE —TV—	ELECTRIC POLE e
DRAIN —D—	TEL POLE T
GAS —G—	SEWER MANHOLE S
SEWER —S—	WATER VALVE W
WATER —W—	ELECTRIC POLE e
ELECTRICAL —E—	TEL POLE T

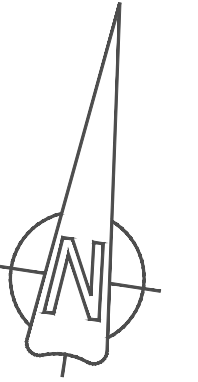
REVISIONS	
DESCRIPTION	DATE
ISSUED FOR REVIEW	

REVISIONS APPROVED								
REVISION 1			REVISION 2			REVISION 3		
APP.	DATE	SIGN.	APP.	DATE	SIGN.	APP.	DATE	SIGN.

DESIGN APPROVED		
EXCEPTIONS	DATE	SIGN.
APPROVED BY	17.04.07	WW
DESIGN ENG.	17.04.07	JM
ASSIST. ENG.		
MUNICIPAL ENG.	17.04.07	JM

TOWNSHIP OF ESQUIMALT
 COLVILLE ROAD INVESTIGATIVE WORK
 COMBINED UTILITIES STA (1+180.00 - 1+360.00)
 CONTROL MONUMENTS
 DESIGN EFS DRAWN EFS SURVEY HH
 SCALES: H = 250 V = 25 DATE 17.XX.XX

PROJECT CODE NO.	EXX
DESIGN DWG. NO.	ESQ-C301
Sheet #	25



MENT FACILITY)
UNIT OFFICE)
FACILITY)
SHED)

STA (1+360.00)

MATCHLINE SHEET 25

1211

15

1207

16

1205A
1205B

17

1203

18

1201

19

SP
2619

INTERVALE AVE.

1187

1

1183

2

1179

3

1175

4

STA (1+540.00)

MATCHLINE SHEET 27

CONFIRM
UNDERGROUND
LOCATIONS WITH
UTILITY COMPANIES

LEGEND - Existing services shown solid	
CABLE —TV—	ELECTRIC POLE e
DRAIN —D—	TEL POLE t
GAS —GAS—	SEWER CLEANOUT SCO
SEWER —S—	SEWER VENT s
WATER —W—	WATER METER w
ELECTRICAL —E—	WATER VALVE
SIDEWALK S/W	TREE
DRAIN MANHOLE	CATCH BASIN
GAS VALVE	GAS SNIFFER
SEWER MANHOLE	SEWER LAMPHOLE
WATER VALVE	FIRE HYDRANT
TEL POLE	SURVEY MONUMENT
DRAIN VENT	IRON PIN
STREET LIGHT	LEAD PLUG
SEWER VENT	TRAVERSE HUB
SERVICE VALVE	P.K. NAIL

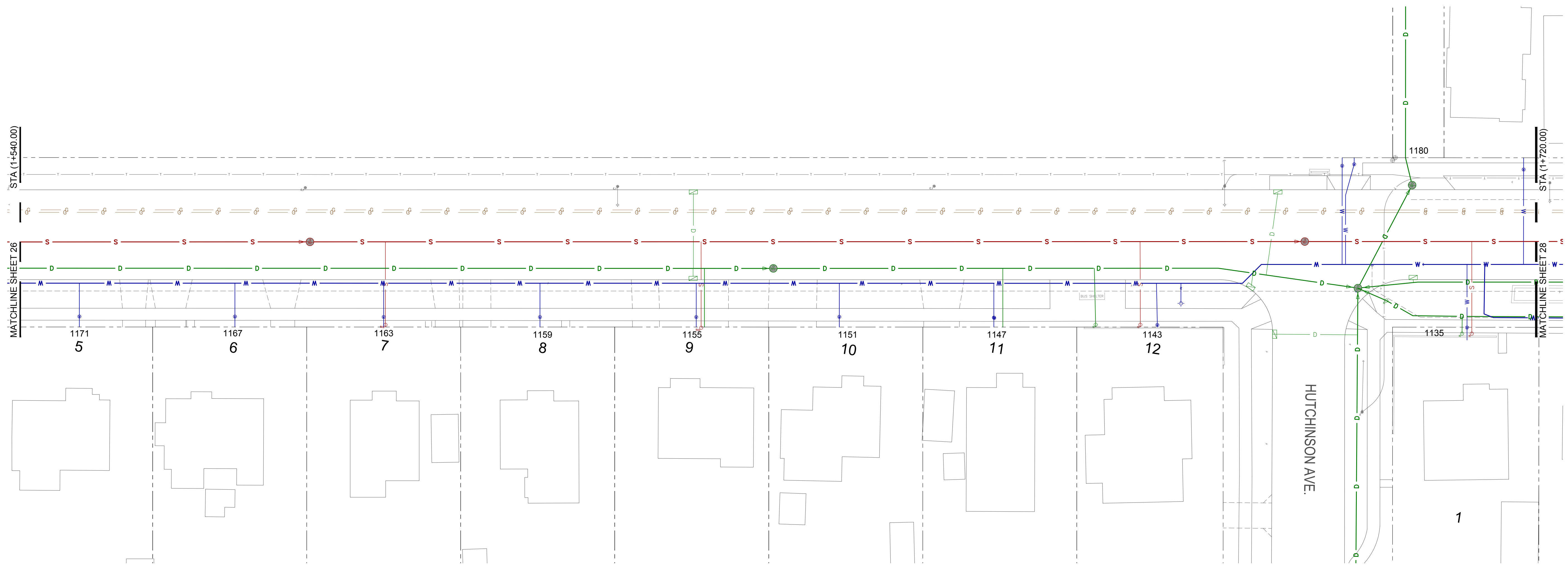
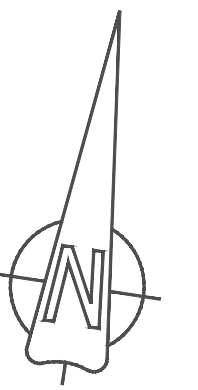
REVISIONS	DESCRIPTION
ISSUED FOR REVIEW	

REVISIONS APPROVED								
REVISION 1			REVISION 2			REVISION 3		
APP.	DATE	SIGN.	APP.	DATE	SIGN.	APP.	DATE	SIGN.

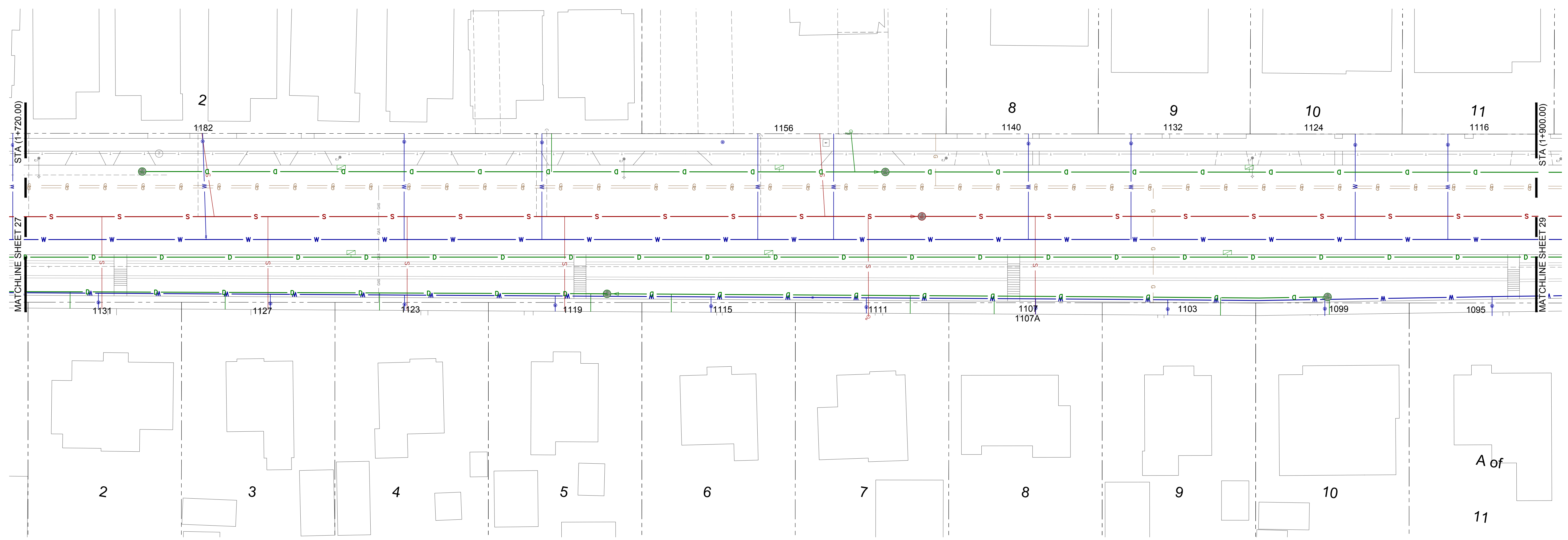
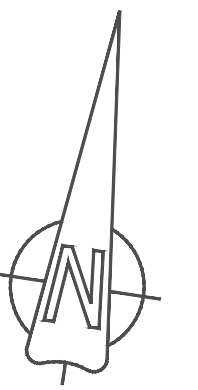
DESIGN APPROVED		
EXCEPTIONS	DATE	SIGN.
APPROVED BY	17.04.07	WW
DESIGN ENG.	17.04.07	JM
ASSIST. ENG.		
MUNICIPAL ENG.	17.04.07	JM

TOWNSHIP OF ESQUIMALT
COLVILLE ROAD INVESTIGATIVE WORK
COMBINED UTILITIES STA (1+360.00 - 1+540.00)
CONTROL MONUMENTS
DESIGN EFS DRAWN EFS SURVEY HH
SCALES: H=250 V=25 DATE 17.XX.XX

PROJECT CODE NO.	EXX
DESIGN DWG. NO.	ESQ-C302
Sheet #	26



CONFIRM UNDERGROUND LOCATIONS WITH UTILITY COMPANIES	CABLE —TV—	LEGEND - Existing services shown solid										REVISIONS DESCRIPTION ISSUED FOR REVIEW			REVISIONS APPROVED			DESIGN APPROVED			TOWNSHIP OF ESQUIMALT COLVILLE ROAD INVESTIGATIVE WORK COMBINED UTILITIES STA (1+540.00 - 1+720.00)		PROJECT CODE NO.	EXX
	DRAIN —D—	SIDEWALK S/W	TREE	ELECTRIC POLE e	TEL POLE T	SURVEY MONUMENT	REVISION 1	REVISION 2		REVISION 3					EXCEPTIONS	DATE	SIGN	DESIGN DWG. NO.	ESQ-C303					
	GAS —GAS—	DRAIN MANHOLE	CATCH BASIN	DRAIN CLEANOUT	DRAIN VENT	IRON PIN	APP.	DATE	SIGN	APP.	DATE	SIGN	APP.	DATE	SIGN	APPROVED BY	17.04.07	WW	DESIGN EFS	DRAWN EFS	SURVEY HH	Sheet #	27	
	SEWER —S—	GAS VALVE	GAS SNIFFER	GAS METER	STREET LIGHT	LEAD PLUG										MUNICIPAL ENG.	17.04.07	JM	CONTROL MONUMENTS	DESIGN EFS	DATE 17.XX.XX			
WATER —W—	SEWER MANHOLE	SEWER LAMPHOLE	SEWER CLEANOUT	SEWER VENT	TRAVERSE HUB										SCALES: H = 250 V = 25									
ELECTRICAL —E—	WATER VALVE	FIRE HYDRANT	WATER METER	SERVICE VALVE	P.K. NAIL																			



CONFIRM UNDERGROUND LOCATIONS WITH UTILITY COMPANIES

LEGEND - Existing services shown solid	
CABLE —TV—	SIDEWALK S/W
DRAIN —D—	TREE
GAS —GAS—	ELECTRIC POLE E
SEWER —S—	TEL POLE
WATER —W—	SURVEY MONUMENT
ELECTRICAL —E—	WATER METER
	SEWER MANHOLE
	GAS VALVE
	SEWER MANHOLE
	WATER VALVE
	CATCH BASIN
	GAS SNIFFER
	SEWER LAMPHOLE
	FIRE HYDRANT
	DRAIN CLEANOUT
	GAS METER
	SEWER CLEANOUT
	WATER METER
	DRAIN VENT
	STREET LIGHT
	SEWER VENT
	SERVICE VALVE
	IRON PIN
	LEAD PLUG
	TRAVERSE HUB
	P.K. NAIL


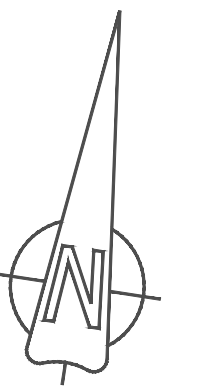
REVISIONS
ISSUED FOR REVIEW

REVISIONS APPROVED								
REVISION 1			REVISION 2			REVISION 3		
APP.	DATE	SIGN.	APP.	DATE	SIGN.	APP.	DATE	SIGN.

DESIGN APPROVED		
EXCEPTIONS	DATE	SIGN.
APPROVED BY	17.04.07	WW
DESIGN ENG.	17.04.07	JM
ASSIST. ENG.		
MUNICIPAL ENG.	17.04.07	JM

TOWNSHIP OF ESQUIMALT
COLVILLE ROAD INVESTIGATIVE WORK
COMBINED UTILITIES STA (1+720.00 - 1+900.00)
 CONTROL MONUMENTS
 DESIGN EFS DRAWN EFS SURVEY HH
 SCALES: H=250 V=25 DATE 17.XX.XX

PROJECT CODE NO.	EXX
DESIGN DWG. NO.	ESQ-C304
Sheet #	28



CONFIRM
UNDERGROUND
LOCATIONS WITH
UTILITY COMPANIES

LEGEND - Existing services shown solid	
CABLE —TV—	ELECTRIC POLE e
DRAIN —D—	TEL POLE t
GAS —G—	SEWER MANHOLE S
SEWER —S—	WATER VALVE W
WATER —W—	WATER METER Wm
ELECTRICAL —E—	

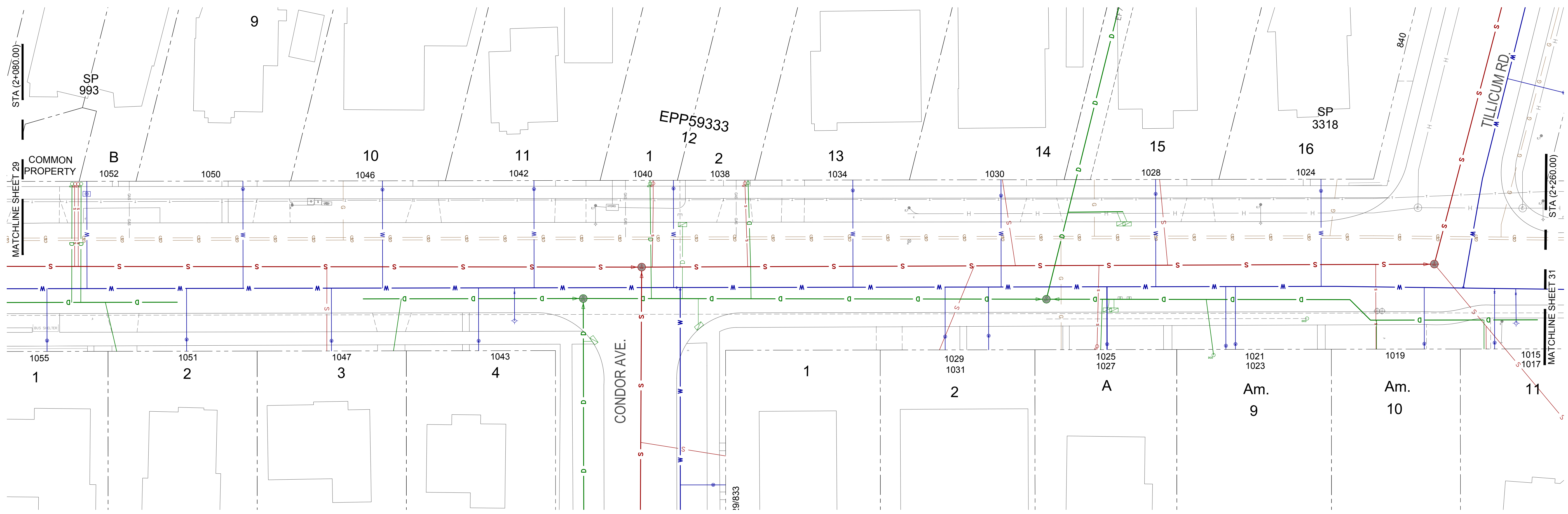
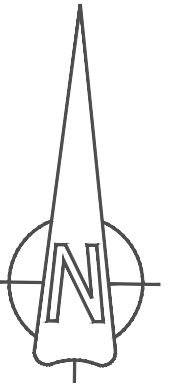
REVISIONS	
DESCRIPTION	ISSUED FOR REVIEW

REVISIONS APPROVED								
REVISION 1			REVISION 2			REVISION 3		
APP.	DATE	SIGN.	APP.	DATE	SIGN.	APP.	DATE	SIGN.

DESIGN APPROVED		
EXCEPTIONS	DATE	SIGN.
APPROVED BY	17.04.07	WW
DESIGN ENG.	17.04.07	JM
ASSIST. ENG.		
MUNICIPAL ENG.	17.04.07	JM

TOWNSHIP OF ESQUIMALT
COLVILLE ROAD INVESTIGATIVE WORK
COMBINED UTILITIES STA (1+900.00 - 2+080.00)
CONTROL MONUMENTS
DESIGN EFS DRAWN EFS SURVEY HH
SCALES: H=250 V=25 DATE 17.XX.XX

PROJECT CODE NO.	EXX
DESIGN DWG. NO.	ESQ-C305
Sheet #	29



**CONFIRM
UNDERGROUND
LOCATIONS WITH
UTILITY COMPANIES**

LEGEND - Existing services shown solid	
CABLE —TV—	ELECTRIC POLE E
DRAIN —D—	TEL POLE T
GAS —G—	SURVEY MONUMENT M
SEWER —S—	IRON PIN IP
WATER —W—	LEAD PLUG LP
ELECTRICAL —E—	TRAVERSE HUB TH
SIDEWALK S/W	P.K. NAIL PK
TREE	
CATCH BASIN	
DRAIN CLEANOUT	
DRAIN VENT	
IRON PIN	
LEAD PLUG	
TRAVERSE HUB	
P.K. NAIL	
GAS VALVE	
GAS SNIFFER	
GAS METER	
STREET LIGHT	
SEWER MANHOLE	
SEWER LAMPHOLE	
SEWER CLEANOUT	
SEWER VENT	
WATER VALVE	
FIRE HYDRANT	
WATER METER	
SERVICE VALVE	

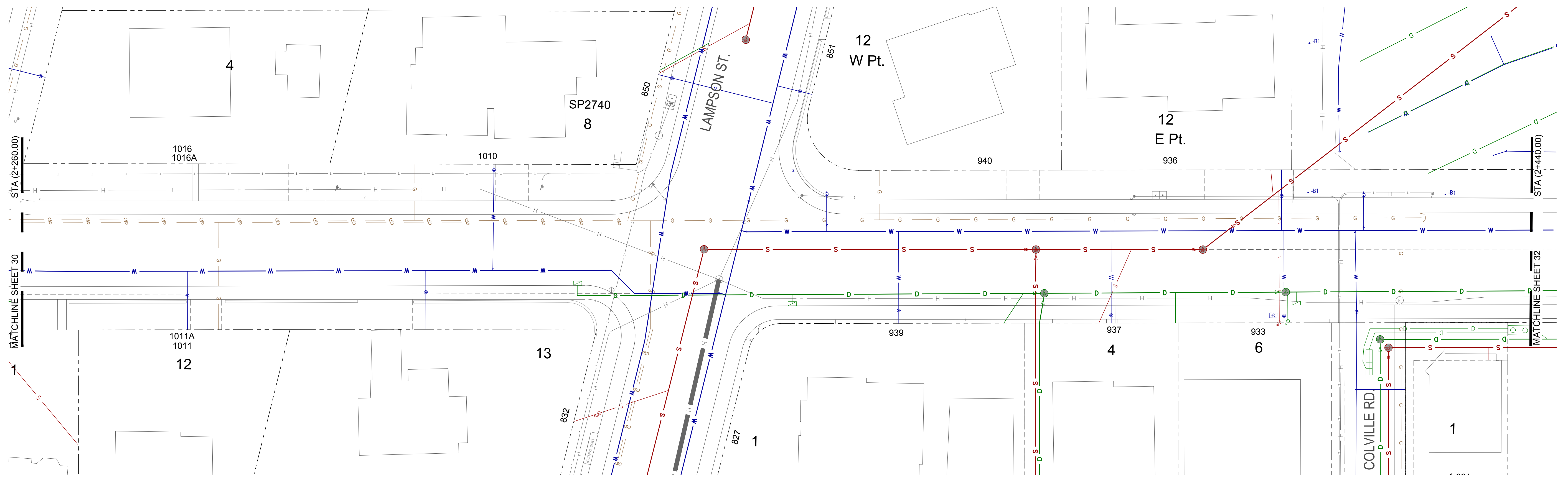
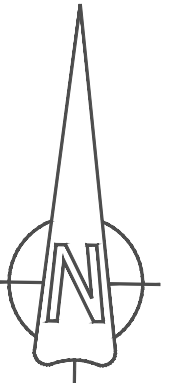
REVISIONS	
DESCRIPTION	ISSUED FOR REVIEW

REVISIONS APPROVED								
REVISION 1			REVISION 2			REVISION 3		
APP.	DATE	SIGN.	APP.	DATE	SIGN.	APP.	DATE	SIGN.

DESIGN APPROVED		
EXCEPTIONS	DATE	SIGN.
APPROVED BY	17.04.07	WW
DESIGN ENG.	17.04.07	JM
ASSIST. ENG.		
MUNICIPAL ENG.	17.04.07	JM

TOWNSHIP OF ESQUIMALT
COLVILLE ROAD INVESTIGATIVE WORK
COMBINED UTILITIES STA (2+080.00 - 2+260.00)
 CONTROL MONUMENTS
 DESIGN EFS DRAWN EFS SURVEY HH
 SCALES: H=250 V=25 DATE 17.XX.XX

PROJECT CODE NO.	EXX
DESIGN DWG. NO.	ESQ-C306
Sheet #	30



CONFIRM
UNDERGROUND
LOCATIONS WITH
UTILITY COMPANIES

LEGEND - Existing services shown solid	
CABLE —TV—	ELECTRIC POLE e
DRAIN —D—	TEL POLE t
GAS —GAS—	SURVEY MONUMENT ⊕
SEWER —S—	IRON PIN ip
WATER —W—	STREET LIGHT sl
ELECTRICAL —E—	LEAD PLUG lp
SIDEWALK S/W	TRAVERSE HUB th
TREE	P.K. NAIL pk
CATCH BASIN	
DRAIN CLEANOUT dco	
GAS SNIFFER	
GAS METER gm	
SEWER CLEANOUT sco	
SEWER LAMPHOLE	
SEWER CLEANOUT sco	
WATER VALVE	
FIRE HYDRANT	
WATER METER	
SERVICE VALVE	

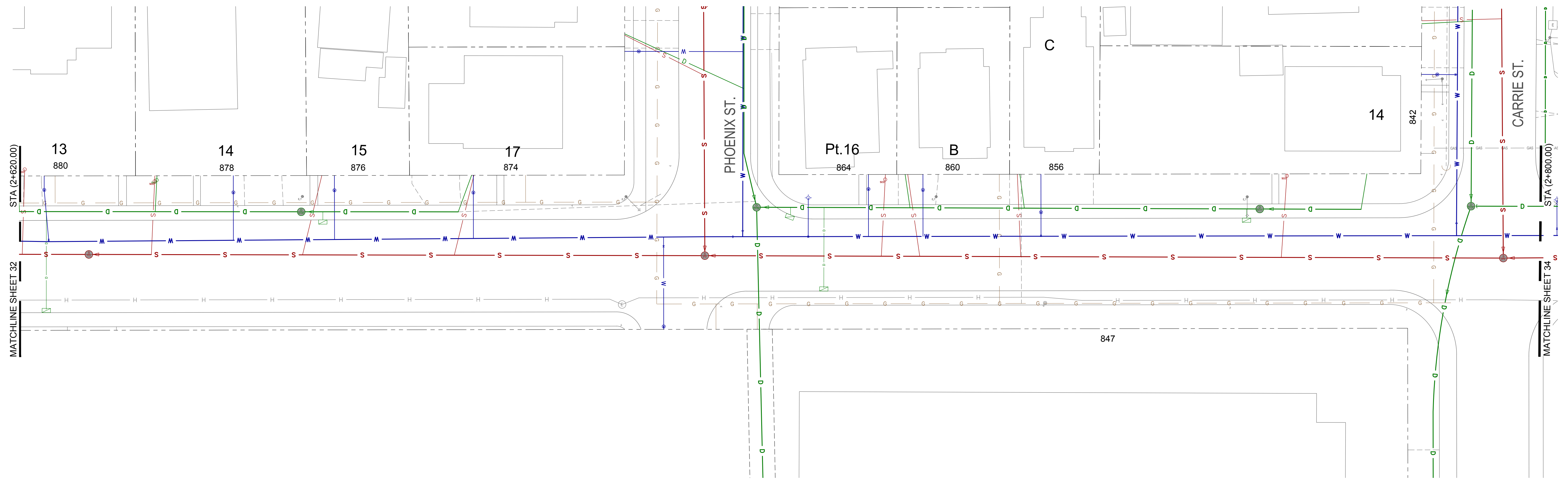
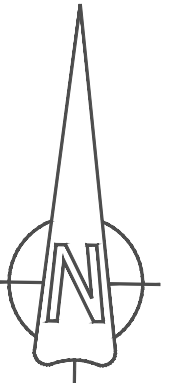
REVISIONS	REVISION 1			REVISION 2			REVISION 3		
	APP.	DATE	SIGN.	APP.	DATE	SIGN.	APP.	DATE	SIGN.
ISSUED FOR REVIEW									

DESIGN APPROVED	REVISIONS APPROVED		
	APP.	DATE	SIGN.
DESIGN ENG. 17.04.07 JM			
ASSIST. ENG.			
MUNICIPAL ENG. 17.04.07 JM			

DESIGN APPROVED			
EXCEPTIONS	DATE	SIGN.	
APPROVED BY	17.04.07	WW	
DESIGN ENG.	17.04.07	JM	
ASSIST. ENG.			
MUNICIPAL ENG.	17.04.07	JM	

TOWNSHIP OF ESQUIMALT	
COLVILLE ROAD INVESTIGATIVE WORK	
COMBINED UTILITIES STA (2+260.00 - 2+440.00)	
PROJECT CODE NO.	EXX
DESIGN DWG. NO.	ESQ-C307
Sheet #	31

CONTROL MONUMENTS
DESIGN EFS DRAWN EFS SURVEY HH
SCALES: H=250 V=25 DATE 17.XX.XX



CONFIRM
UNDERGROUND
LOCATIONS WITH
UTILITY COMPANIES

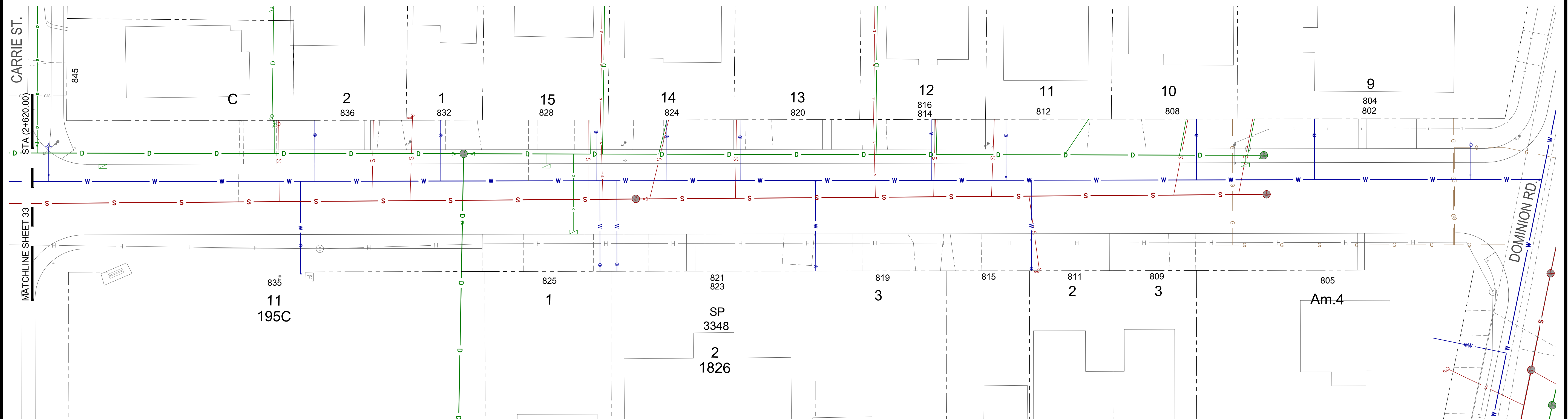
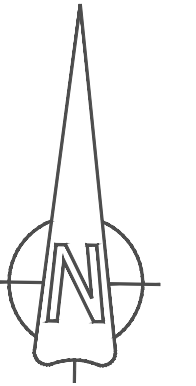
LEGEND - Existing services shown solid	
CABLE —TV—	SIDEWALK S/W
DRAIN —D—	TREE
GAS —GAS—	ELECTRIC POLE e
SEWER —S—	TEL POLE T
WATER —W—	SURVEY MONUMENT
ELECTRICAL —E—	DRAIN MANHOLE
	CATCH BASIN
	DRAIN CLEANOUT
	DRAIN VENT
	IRON PIN
	STREET LIGHT
	LEAD PLUG
	TRaverse HUB
	WATER VALVE
	FIRE HYDRANT
	WATER METER
	SERVICE VALVE
	P.K. NAIL

REVISIONS	REVISIONS APPROVED		
	REVISION 1	REVISION 2	REVISION 3
ISSUED FOR REVIEW	APP.	DATE	SIGN.

DESIGN APPROVED		
EXCEPTIONS	DATE	SIGN.
APPROVED BY	17.04.07	WW
DESIGN ENG.	17.04.07	JM
ASSIST. ENG.		
MUNICIPAL ENG.	17.04.07	JM

TOWNSHIP OF ESQUIMALT			
COLVILLE ROAD INVESTIGATIVE WORK			
COMBINED UTILITIES STA (2+620.00 - 2+800.00)			
CONTROL MONUMENTS			
DESIGN	EFS	DRAWN	EFS
SCALES:		DATE	
H = 250	V = 25	17.XX.XX	

PROJECT CODE NO.	EXX
DESIGN DWG. NO.	ESQ-C309
Sheet #	33



CONFIRM
UNDERGROUND
LOCATIONS WITH
UTILITY COMPANIES

LEGEND - Existing services shown solid	
CABLE —TV—	TEL POLE —T—
DRAIN —D—	SURVEY MONUMENT —SM—
GAS —GAS—	IRON PIN —IP—
SEWER —S—	STREET LIGHT —SL—
WATER —W—	LEAD PLUG —LP—
ELECTRICAL —E—	TRAVERSE HUB —TH—
SIDEWALK S/W	P.K. NAIL —PK—
TREE	
DRAIN MANHOLE	DRAIN CLEANOUT
GAS VALVE	GAS METER
SEWER MANHOLE	SEWER CLEANOUT
WATER VALVE	WATER METER
FIRE HYDRANT	SERVICE VALVE

REVISIONS
ISSUED FOR REVIEW

REVISIONS APPROVED								
REVISION 1			REVISION 2			REVISION 3		
APP.	DATE	SIGN.	APP.	DATE	SIGN.	APP.	DATE	SIGN.

DESIGN APPROVED		
EXCEPTIONS	DATE	SIGN.
APPROVED BY	17.04.07	JM
DESIGN ENG.	17.04.07	JM
ASSIST. ENG.		
MUNICIPAL ENG.	17.04.07	JM

TOWNSHIP OF ESQUIMALT			
COLVILLE ROAD INVESTIGATIVE WORK			
COMBINED UTILITIES STA (2+620.00 - 2+800.00)			
CONTROL MONUMENTS	DESIGN EFS	DRAWN EFS	SURVEY HH
SCALES: H=250 V=25	DATE 17.XX.XX		

PROJECT CODE NO.	EXX
DESIGN DWG. NO.	ESQ-C310
Sheet #	34