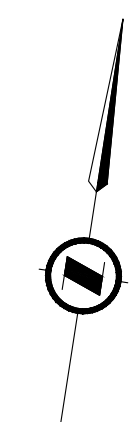
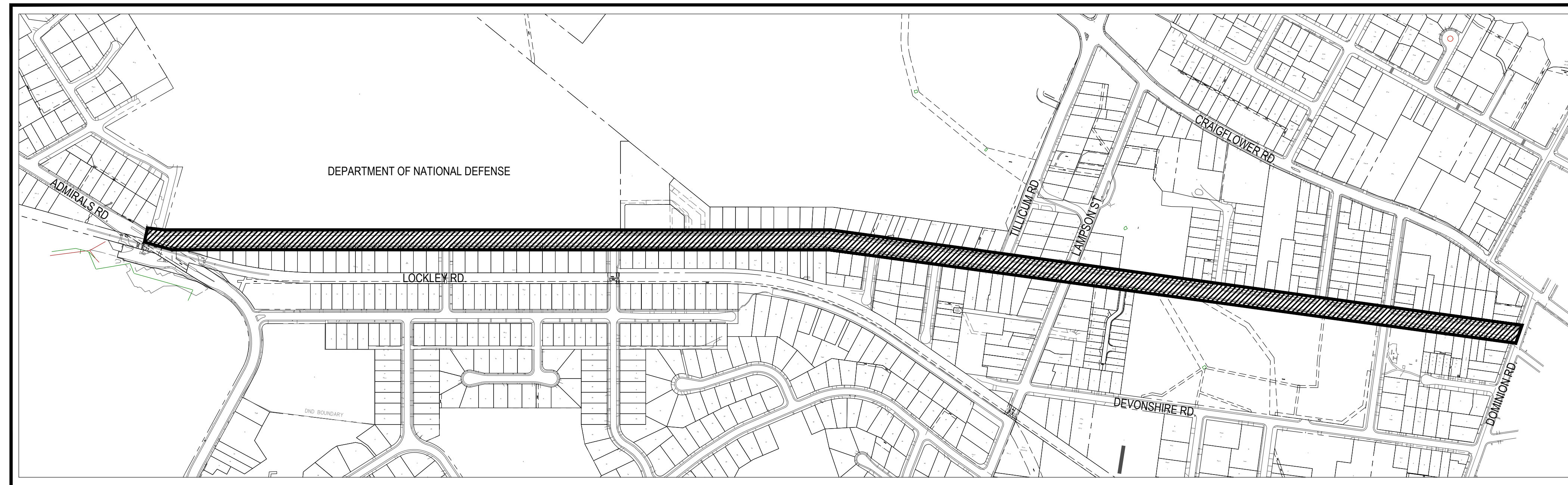


COLVILLE RD INVESTIGATIVE WORK

STA (1+040.30 - 2+980.00)



LOCATION PLAN

SCALE 1 : 4000

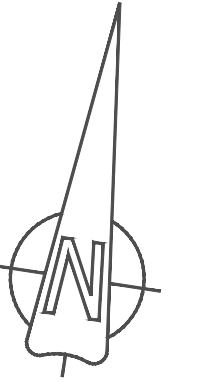
DRAWING INDEX

DRAWING No.	SHEET No.	DRAWING TITLE	REV. No.
ESQ - C000	1	LOCATION PLAN	0
ESQ - C100	2	SEWER IDENTIFIER STA (1+106.80 - 1+180.00)	0
ESQ - C101	3	SEWER IDENTIFIER STA (1+180.00 - 1+360.00)	0
ESQ - C102	4	SEWER IDENTIFIER STA (1+360.00 - 1+540.00)	0
ESQ - C103	5	SEWER IDENTIFIER STA (1+520.00 - 1+720.00)	0
ESQ - C104	6	SEWER IDENTIFIER STA (1+720.00 - 1+900.00)	0
ESQ - C105	7	SEWER IDENTIFIER STA (1+900.00 - 2+080.00)	0
ESQ - C106	8	SEWER IDENTIFIER STA (2+080.00 - 2+260.00)	0
ESQ - C107	9	SEWER IDENTIFIER STA (2+260.00 - 2+440.00)	0
ESQ - C108	10	SEWER IDENTIFIER STA (2+440.00 - 2+620.00)	0
ESQ - C109	11	SEWER IDENTIFIER STA (2+620.00 - 2+800.00)	0
ESQ - C110	12	SEWER IDENTIFIER STA (2+800.00 - 2+949.10)	0

DRAWING No.	SHEET No.	DRAWING TITLE	REV. No.
ESQ - C200	13	DRAIN IDENTIFIER STA (1+040.30 - 1+180.00)	0
ESQ - C201	14	DRAIN IDENTIFIER STA (1+180.00 - 1+360.00)	0
ESQ - C202	15	DRAIN IDENTIFIER STA (1+360.00 - 1+540.00)	0
ESQ - C203	16	DRAIN IDENTIFIER STA (1+540.00 - 1+720.00)	0
ESQ - C204	17	DRAIN IDENTIFIER STA (1+720.00 - 1+900.00)	0
ESQ - C205	18	DRAIN IDENTIFIER STA (1+900.00 - 2+080.00)	0
ESQ - C206	19	DRAIN IDENTIFIER STA (2+080.00 - 2+260.00)	0
ESQ - C207	20	DRAIN IDENTIFIER STA (2+260.00 - 2+440.00)	0
ESQ - C208	21	DRAIN IDENTIFIER STA (2+440.00 - 2+620.00)	0
ESQ - C209	22	DRAIN IDENTIFIER STA (2+620.00 - 2+800.00)	0
ESQ - C210	23	DRAIN IDENTIFIER STA (2+800.00 - 2+948.70)	0

DRAWING No.	SHEET No.	DRAWING TITLE	REV. No.
ESQ - C300	24	COMBINED UTILITIES STA (1+040.30 - 1+180.00)	0
ESQ - C301	25	COMBINED UTILITIES STA (1+180.00 - 1+360.00)	0
ESQ - C302	26	COMBINED UTILITIES STA (1+360.00 - 1+540.00)	0
ESQ - C303	27	COMBINED UTILITIES STA (1+540.00 - 1+720.00)	0
ESQ - C304	28	COMBINED UTILITIES STA (1+720.00 - 1+900.00)	0
ESQ - C305	29	COMBINED UTILITIES STA (1+900.00 - 2+080.00)	0
ESQ - C306	30	COMBINED UTILITIES STA (2+080.00 - 2+260.00)	0
ESQ - C307	31	COMBINED UTILITIES STA (2+260.00 - 2+440.00)	0
ESQ - C308	32	COMBINED UTILITIES STA (2+440.00 - 2+620.00)	0
ESQ - C309	33	COMBINED UTILITIES STA (2+620.00 - 2+800.00)	0
ESQ - C310	34	COMBINED UTILITIES STA (2+800.00 - 2+949.10)	0

DRAWING No.	SHEET No.	DRAWING TITLE	REV. No.
ESQ - C400	35	ROAD CORRIDOR IDENTIFIER STA (1+113.00 - 1+180.00)	0
ESQ - C401	36	ROAD CORRIDOR IDENTIFIER STA (1+180.00 - 1+360.00)	0
ESQ - C402	37	ROAD CORRIDOR IDENTIFIER STA (1+360.00 - 1+540.00)	0
ESQ - C403	38	ROAD CORRIDOR IDENTIFIER STA (1+540.00 - 1+720.00)	0
ESQ - C404	39	ROAD CORRIDOR IDENTIFIER STA (1+720.00 - 1+900.00)	0
ESQ - C405	40	ROAD CORRIDOR IDENTIFIER STA (1+900.00 - 2+080.00)	0
ESQ - C406	41	ROAD CORRIDOR IDENTIFIER STA (2+080.00 - 2+260.00)	0
ESQ - C407	42	ROAD CORRIDOR IDENTIFIER STA (2+260.00 - 2+440.00)	0
ESQ - C408	43	ROAD CORRIDOR IDENTIFIER STA (2+440.00 - 2+620.00)	0
ESQ - C409	44	ROAD CORRIDOR IDENTIFIER STA (2+620.00 - 2+800.00)	0
ESQ - C410	45	ROAD CORRIDOR IDENTIFIER STA (2+800.00 - 2+980.00)	0



LEGEND:

- SM##### = IDENTIFIER CODE FOR SEWER MANHOLE STRUCTURE
- SLC#### = IDENTIFIER CODE FOR SEWER SERVICE LATERAL CONNECTION
- SGM#### = IDENTIFIER CODE FOR GRAVITY TYPE SEWER MAIN PIPE
- SIC#### = IDENTIFIER CODE FOR SEWER INSPECTION CHAMBER

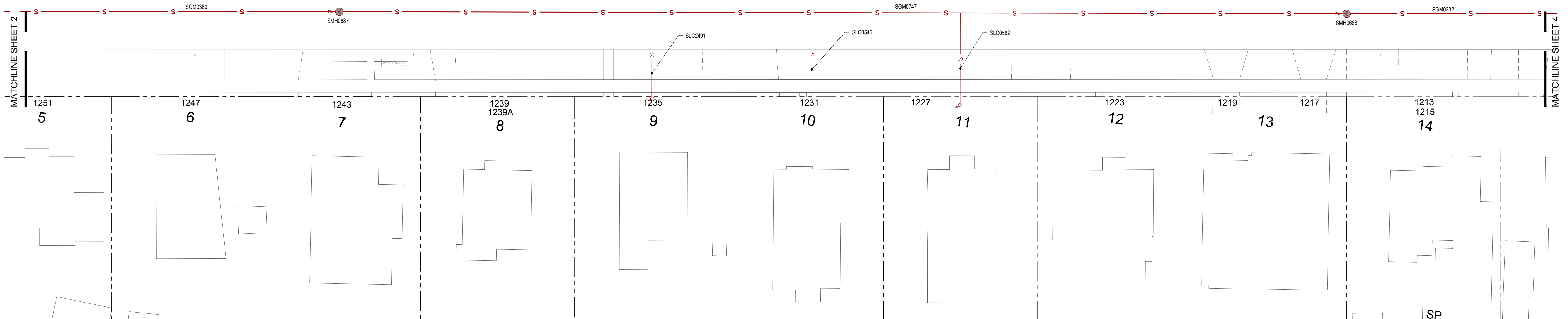
DND PROPERTY

- 1240 (OFFICERS' MESS)
- 1200 (HOSPITAL/DENTAL TREATMENT)
- 1198 (COM GROUP #741 RESERVE)
- 1196 (COM GROUP #741 STORAGE)
- 1194 (PETROLEUM/OIL/LUBRICANT)

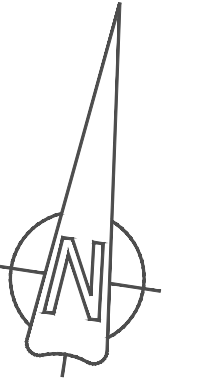
STA (1+180.00)

FLAG DR.

STA (1+360.00)

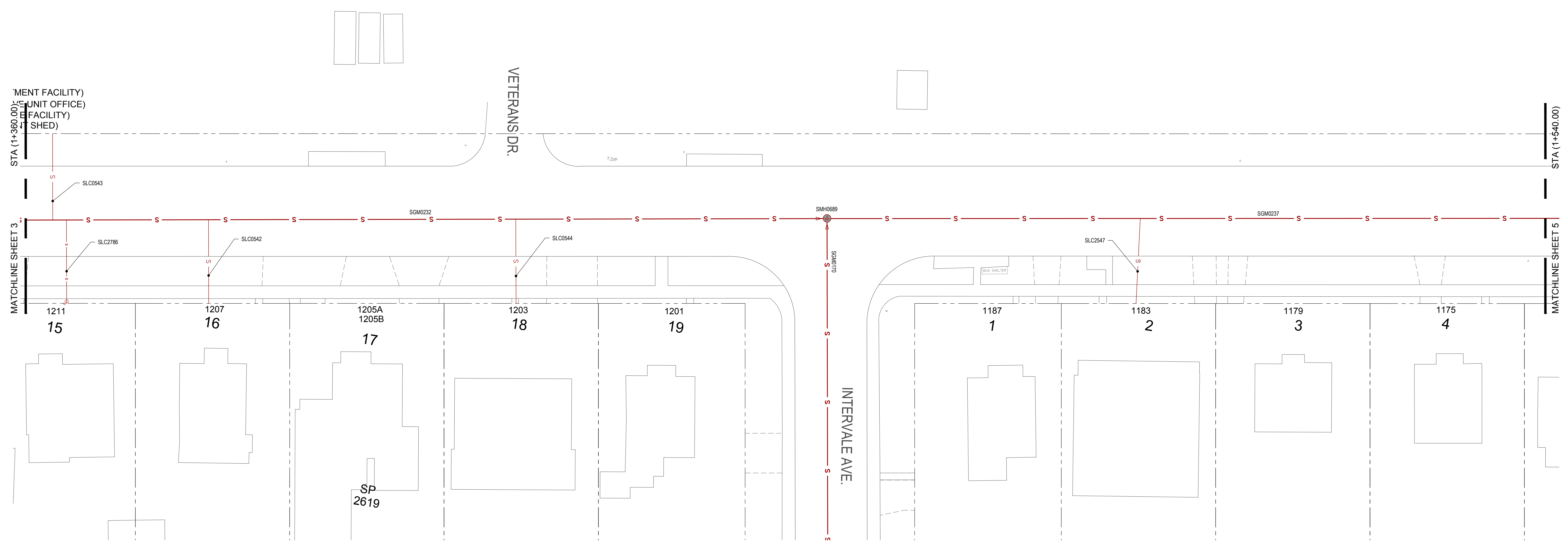


<p>CONFIRM UNDERGROUND LOCATIONS WITH UTILITY COMPANIES</p>	<p>LEGEND - Existing services shown solid</p> <table style="width: 100%; font-size: small;"> <tr> <td>CABLE —TV—</td> <td>SIDEWALK S/W</td> <td>TREE</td> <td>ELECTRIC POLE e</td> <td>TEL POLE</td> <td>SURVEY MONUMENT</td> </tr> <tr> <td>DRAIN —D—</td> <td>DRAIN MANHOLE</td> <td>CATCH BASIN</td> <td>DRAIN CLEANOUT</td> <td>DRAIN VENT</td> <td>IRON PIN</td> </tr> <tr> <td>GAS —GAS—</td> <td>GAS VALVE</td> <td>GAS SNIFFER</td> <td>GAS METER</td> <td>STREET LIGHT</td> <td>LEAD PLUG</td> </tr> <tr> <td>SEWER —S—</td> <td>SEWER MANHOLE</td> <td>SEWER LAMPHOLE</td> <td>SEWER CLEANOUT</td> <td>SEWER VENT</td> <td>TRAVERSE HUB</td> </tr> <tr> <td>WATER —W—</td> <td>WATER VALVE</td> <td>FIRE HYDRANT</td> <td>WATER METER</td> <td>SERVICE VALVE</td> <td>P.K. NAIL</td> </tr> </table>										CABLE —TV—	SIDEWALK S/W	TREE	ELECTRIC POLE e	TEL POLE	SURVEY MONUMENT	DRAIN —D—	DRAIN MANHOLE	CATCH BASIN	DRAIN CLEANOUT	DRAIN VENT	IRON PIN	GAS —GAS—	GAS VALVE	GAS SNIFFER	GAS METER	STREET LIGHT	LEAD PLUG	SEWER —S—	SEWER MANHOLE	SEWER LAMPHOLE	SEWER CLEANOUT	SEWER VENT	TRAVERSE HUB	WATER —W—	WATER VALVE	FIRE HYDRANT	WATER METER	SERVICE VALVE	P.K. NAIL	<p>REVISIONS</p> <table border="1" style="width: 100%; font-size: x-small;"> <tr> <th rowspan="2">DESCRIPTION</th> <th colspan="3">REVISION 1</th> <th colspan="3">REVISION 2</th> <th colspan="3">REVISION 3</th> </tr> <tr> <th>APP.</th> <th>DATE</th> <th>SIGN.</th> <th>APP.</th> <th>DATE</th> <th>SIGN.</th> <th>APP.</th> <th>DATE</th> <th>SIGN.</th> </tr> <tr> <td>ISSUED FOR REVIEW</td> <td></td> <td></td> <td></td> <td></td> <td></td> <td></td> <td></td> <td></td> <td></td> </tr> </table>			DESCRIPTION	REVISION 1			REVISION 2			REVISION 3			APP.	DATE	SIGN.	APP.	DATE	SIGN.	APP.	DATE	SIGN.	ISSUED FOR REVIEW										<p>DESIGN APPROVED</p> <table border="1" style="width: 100%; font-size: x-small;"> <tr> <th>EXCEPTIONS</th> <th>DATE</th> <th>SIGN.</th> </tr> <tr> <td>APPROVED BY</td> <td>17.04.07</td> <td>WW</td> </tr> <tr> <td>DESIGN ENG.</td> <td>17.04.07</td> <td>JM</td> </tr> <tr> <td>ASSIST. ENG.</td> <td></td> <td></td> </tr> <tr> <td>MUNICIPAL ENG.</td> <td>17.04.07</td> <td>JM</td> </tr> </table>			EXCEPTIONS	DATE	SIGN.	APPROVED BY	17.04.07	WW	DESIGN ENG.	17.04.07	JM	ASSIST. ENG.			MUNICIPAL ENG.	17.04.07	JM	<p style="text-align: center;">TOWNSHIP OF ESQUIMALT</p> <p style="text-align: center;">COLVILLE ROAD INVESTIGATIVE WORK</p> <p style="text-align: center;">SEWER IDENTIFIER STA (1+180.00 - 1+360.00)</p>			<p>PROJECT CODE NO.</p> <p>EXX</p>
	CABLE —TV—	SIDEWALK S/W	TREE	ELECTRIC POLE e	TEL POLE	SURVEY MONUMENT																																																																																								
	DRAIN —D—	DRAIN MANHOLE	CATCH BASIN	DRAIN CLEANOUT	DRAIN VENT	IRON PIN																																																																																								
	GAS —GAS—	GAS VALVE	GAS SNIFFER	GAS METER	STREET LIGHT	LEAD PLUG																																																																																								
SEWER —S—	SEWER MANHOLE	SEWER LAMPHOLE	SEWER CLEANOUT	SEWER VENT	TRAVERSE HUB																																																																																									
WATER —W—	WATER VALVE	FIRE HYDRANT	WATER METER	SERVICE VALVE	P.K. NAIL																																																																																									
DESCRIPTION	REVISION 1			REVISION 2			REVISION 3																																																																																							
	APP.	DATE	SIGN.	APP.	DATE	SIGN.	APP.	DATE	SIGN.																																																																																					
ISSUED FOR REVIEW																																																																																														
EXCEPTIONS	DATE	SIGN.																																																																																												
APPROVED BY	17.04.07	WW																																																																																												
DESIGN ENG.	17.04.07	JM																																																																																												
ASSIST. ENG.																																																																																														
MUNICIPAL ENG.	17.04.07	JM																																																																																												
										<p>DESIGN DWG. NO.</p> <p>ESQ-C101</p>																																																																																				
										<p>Sheet #</p> <p>3</p>																																																																																				
										<p>SCALES: H = 250 V = 25</p> <p>DATE 17.XX.XX</p>																																																																																				



LEGEND:

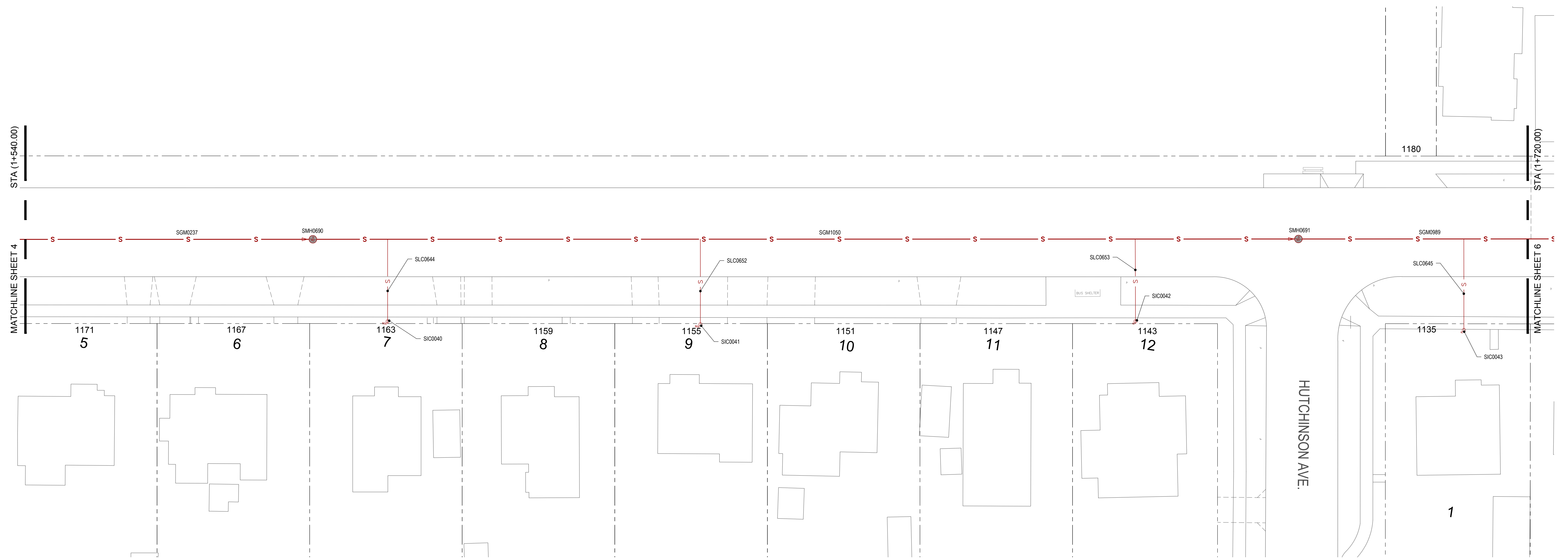
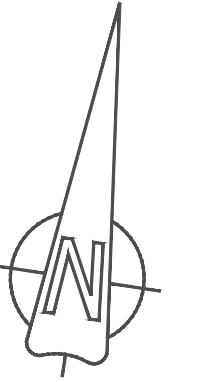
- SM##### = IDENTIFIER CODE FOR SEWER MANHOLE STRUCTURE
- SLC#### = IDENTIFIER CODE FOR SEWER SERVICE LATERAL CONNECTION
- SGM#### = IDENTIFIER CODE FOR GRAVITY TYPE SEWER MAIN PIPE
- SIC#### = IDENTIFIER CODE FOR SEWER INSPECTION CHAMBER



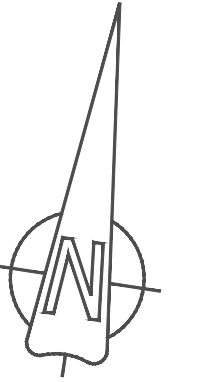
<p>CONFIRM UNDERGROUND LOCATIONS WITH UTILITY COMPANIES</p>	<p>LEGEND - Existing services shown solid</p> <table style="width: 100%; font-size: small;"> <tr> <td>CABLE —TV—</td> <td>SIDEWALK S/W</td> <td>TREE</td> <td>ELECTRIC POLE e</td> <td>TEL POLE</td> <td>SURVEY MONUMENT</td> </tr> <tr> <td>DRAIN —D—</td> <td>DRAIN MANHOLE</td> <td>CATCH BASIN</td> <td>DRAIN CLEANOUT</td> <td>DRAIN VENT</td> <td>IRON PIN</td> </tr> <tr> <td>GAS —GAS—</td> <td>GAS VALVE</td> <td>GAS SNIFFER</td> <td>GAS METER</td> <td>STREET LIGHT</td> <td>LEAD PLUG</td> </tr> <tr> <td>SEWER —S—</td> <td>SEWER MANHOLE</td> <td>SEWER LAMPHOLE</td> <td>SEWER CLEANOUT</td> <td>SEWER VENT</td> <td>TRAVERSE HUB</td> </tr> <tr> <td>WATER —W—</td> <td>WATER VALVE</td> <td>FIRE HYDRANT</td> <td>WATER METER</td> <td>SERVICE VALVE</td> <td>P.K. NAIL</td> </tr> <tr> <td>ELECTRICAL —E—</td> <td></td> <td></td> <td></td> <td></td> <td></td> </tr> </table>										CABLE —TV—	SIDEWALK S/W	TREE	ELECTRIC POLE e	TEL POLE	SURVEY MONUMENT	DRAIN —D—	DRAIN MANHOLE	CATCH BASIN	DRAIN CLEANOUT	DRAIN VENT	IRON PIN	GAS —GAS—	GAS VALVE	GAS SNIFFER	GAS METER	STREET LIGHT	LEAD PLUG	SEWER —S—	SEWER MANHOLE	SEWER LAMPHOLE	SEWER CLEANOUT	SEWER VENT	TRAVERSE HUB	WATER —W—	WATER VALVE	FIRE HYDRANT	WATER METER	SERVICE VALVE	P.K. NAIL	ELECTRICAL —E—						<p>REVISIONS</p> <table border="1" style="width: 100%; border-collapse: collapse;"> <thead> <tr> <th rowspan="2">DESCRIPTION</th> <th colspan="3">REVISION 1</th> <th colspan="3">REVISION 2</th> <th colspan="3">REVISION 3</th> </tr> <tr> <th>APP.</th> <th>DATE</th> <th>SIGN.</th> <th>APP.</th> <th>DATE</th> <th>SIGN.</th> <th>APP.</th> <th>DATE</th> <th>SIGN.</th> </tr> </thead> <tbody> <tr> <td>ISSUED FOR REVIEW</td> <td></td> <td></td> <td></td> <td></td> <td></td> <td></td> <td></td> <td></td> <td></td> </tr> </tbody> </table>			DESCRIPTION	REVISION 1			REVISION 2			REVISION 3			APP.	DATE	SIGN.	APP.	DATE	SIGN.	APP.	DATE	SIGN.	ISSUED FOR REVIEW										<p>DESIGN APPROVED</p> <table border="1" style="width: 100%; border-collapse: collapse;"> <thead> <tr> <th>EXCEPTIONS</th> <th>DATE</th> <th>SIGN.</th> </tr> </thead> <tbody> <tr> <td>APPROVED BY</td> <td>17.04.07</td> <td>WW</td> </tr> <tr> <td>DESIGN ENG.</td> <td>17.04.07</td> <td>JM</td> </tr> <tr> <td>ASSIST. ENG.</td> <td></td> <td></td> </tr> <tr> <td>MUNICIPAL ENG.</td> <td>17.04.07</td> <td>JM</td> </tr> </tbody> </table>			EXCEPTIONS	DATE	SIGN.	APPROVED BY	17.04.07	WW	DESIGN ENG.	17.04.07	JM	ASSIST. ENG.			MUNICIPAL ENG.	17.04.07	JM	<p>TOWNSHIP OF ESQUIMALT</p> <p>COLVILLE ROAD INVESTIGATIVE WORK</p> <p>SEWER IDENTIFIER STA (1+360.00 - 1+540.00)</p>		<p>PROJECT CODE NO.</p> <p>EXX</p>
	CABLE —TV—	SIDEWALK S/W	TREE	ELECTRIC POLE e	TEL POLE	SURVEY MONUMENT																																																																																													
	DRAIN —D—	DRAIN MANHOLE	CATCH BASIN	DRAIN CLEANOUT	DRAIN VENT	IRON PIN																																																																																													
	GAS —GAS—	GAS VALVE	GAS SNIFFER	GAS METER	STREET LIGHT	LEAD PLUG																																																																																													
SEWER —S—	SEWER MANHOLE	SEWER LAMPHOLE	SEWER CLEANOUT	SEWER VENT	TRAVERSE HUB																																																																																														
WATER —W—	WATER VALVE	FIRE HYDRANT	WATER METER	SERVICE VALVE	P.K. NAIL																																																																																														
ELECTRICAL —E—																																																																																																			
DESCRIPTION	REVISION 1			REVISION 2			REVISION 3																																																																																												
	APP.	DATE	SIGN.	APP.	DATE	SIGN.	APP.	DATE	SIGN.																																																																																										
ISSUED FOR REVIEW																																																																																																			
EXCEPTIONS	DATE	SIGN.																																																																																																	
APPROVED BY	17.04.07	WW																																																																																																	
DESIGN ENG.	17.04.07	JM																																																																																																	
ASSIST. ENG.																																																																																																			
MUNICIPAL ENG.	17.04.07	JM																																																																																																	
										<p>DESIGN DWG. NO.</p> <p>ESQ-C102</p>																																																																																									
										<p>Sheet #</p> <p>4</p>																																																																																									
										<p>SCALE: H = 250 V = 25</p> <p>DATE 17.XX.XX</p>																																																																																									

LEGEND:

- SM##### = IDENTIFIER CODE FOR SEWER MANHOLE STRUCTURE
- SLC#### = IDENTIFIER CODE FOR SEWER SERVICE LATERAL CONNECTION
- SGM#### = IDENTIFIER CODE FOR GRAVITY TYPE SEWER MAIN PIPE
- SIC#### = IDENTIFIER CODE FOR SEWER INSPECTION CHAMBER

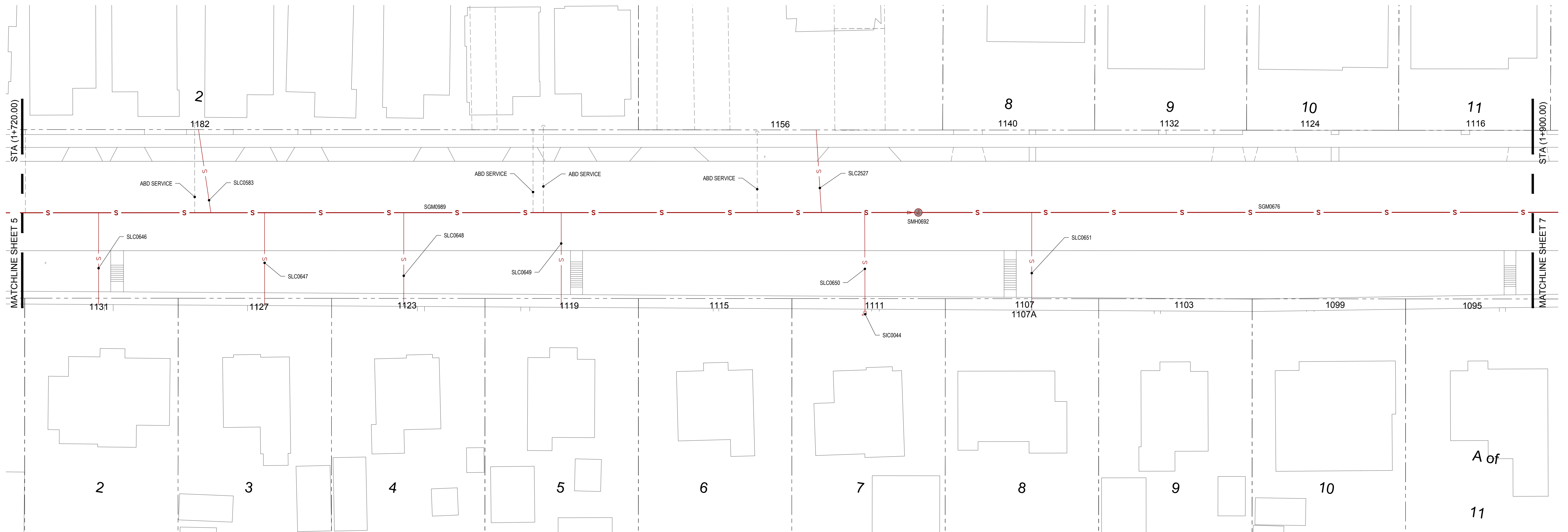


<p>CONFIRM UNDERGROUND LOCATIONS WITH UTILITY COMPANIES</p>	<p>LEGEND - Existing services shown solid</p>										<p>REVISIONS</p>			<p>REVISIONS APPROVED</p>			<p>DESIGN APPROVED</p>			<p>TOWNSHIP OF ESQUIMALT</p>		<p>PROJECT CODE NO.</p>	<p>EXX</p>
	CABLE —TV—	SIDEWALK S/W	TREE	ELECTRIC POLE e	TEL POLE	SURVEY MONUMENT	DESCRIPTION			REVISION 1													
	DRAIN —D—	DRAIN MANHOLE	CATCH BASIN	DRAIN CLEANOUT	DRAIN VENT	IRON PIN	ISSUED FOR REVIEW			APP.	DATE	SIGN	APPROVED BY	17.04.07	WW	<p>SEWER IDENTIFIER STA (1+540.00 - 1+720.00)</p>		<p>Sheet #</p>					
	GAS —GAS—	GAS VALVE	GAS SNIFFER	GAS METER	STREET LIGHT	LEAD PLUG							DESIGN ENG.	17.04.07	JM				<p>CONTROL MONUMENTS</p>		<p>5</p>		
SEWER —S—	SEWER MANHOLE	SEWER LAMPHOLE	SEWER CLEANOUT	SEWER VENT	TRAVERSE HUB							ASSIST. ENG.			<p>DESIGN EFS DRAWN EFS SURVEY HH</p>								
WATER —W—	WATER VALVE	FIRE HYDRANT	WATER METER	SERVICE VALVE	P.K. NAIL							MUNICIPAL ENG.	17.04.07	JM				<p>SCALES: H = 250 V = 25 DATE 17.XX.XX</p>					
ELECTRICAL —E—																							



LEGEND:

- SM##### = IDENTIFIER CODE FOR SEWER MANHOLE STRUCTURE
- SLC#### = IDENTIFIER CODE FOR SEWER SERVICE LATERAL CONNECTION
- SGM#### = IDENTIFIER CODE FOR GRAVITY TYPE SEWER MAIN PIPE
- SIC#### = IDENTIFIER CODE FOR SEWER INSPECTION CHAMBER



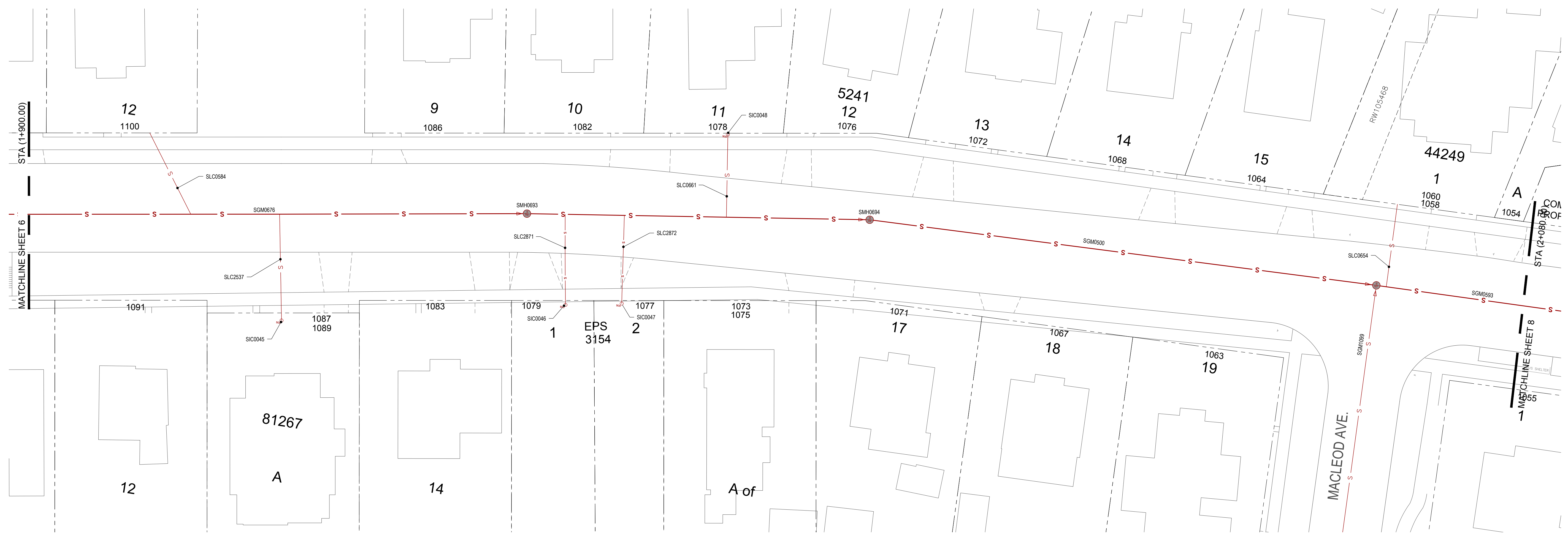
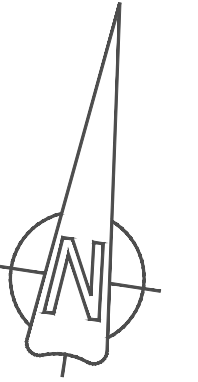
<p>CONFIRM UNDERGROUND LOCATIONS WITH UTILITY COMPANIES</p>	<p>LEGEND - Existing services shown solid</p>										<p>REVISIONS</p> <p>ISSUED FOR REVIEW</p>			<p>REVISIONS APPROVED</p>			<p>DESIGN APPROVED</p>			<p>TOWNSHIP OF ESQUIMALT</p> <p>COLVILLE ROAD INVESTIGATIVE WORK</p> <p>SEWER IDENTIFIER STA (1+720.00 - 1+900.00)</p>		PROJECT CODE NO.	EXX
	CABLE —TV—	DRAIN —D—	SIDEWALK S/W	TREE	ELECTRIC POLE E	TEL POLE	SURVEY MONUMENT	REVISION 1	REVISION 2	REVISION 3				EXCEPTIONS	DATE	SIGN	DESIGN DWG. NO.	ESQ-C104					
	GAS —GAS—	DRAIN MANHOLE	CATCH BASIN	DRAIN CLEANOUT	DRAIN VENT	IRON PIN	REVISION 1	REVISION 2	REVISION 3	APPROVED BY	17.04.07	WW	DESIGN DWG. NO.	ESQ-C104									
	SEWER —S—	GAS VALVE	GAS SNIFFER	GAS METER	STREET LIGHT	LEAD PLUG	APP.	DATE	SIGN	APP.	DATE	SIGN	APP.	DATE	SIGN	DESIGN DWG. NO.	ESQ-C104						
WATER —W—	SEWER MANHOLE	SEWER LAMPHOLE	SEWER CLEANOUT	SEWER VENT	TRAVERSE HUB	APP.	DATE	SIGN	APP.	DATE	SIGN	APP.	DATE	SIGN	DESIGN DWG. NO.	ESQ-C104							
ELECTRICAL —E—	WATER VALVE	FIRE HYDRANT	WATER METER	SERVICE VALVE	P.K. NAIL	APP.	DATE	SIGN	APP.	DATE	SIGN	APP.	DATE	SIGN	DESIGN DWG. NO.	ESQ-C104							

A of
11

DESIGN DWG. NO.	ESQ-C104
Sheet #	6

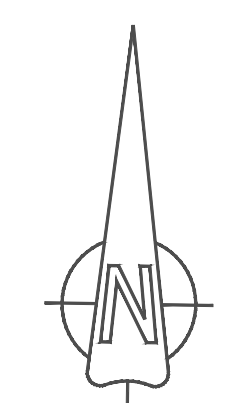
LEGEND:

- SM##### = IDENTIFIER CODE FOR SEWER MANHOLE STRUCTURE
- SLC#### = IDENTIFIER CODE FOR SEWER SERVICE LATERAL CONNECTION
- SGM#### = IDENTIFIER CODE FOR GRAVITY TYPE SEWER MAIN PIPE
- SIC#### = IDENTIFIER CODE FOR SEWER INSPECTION CHAMBER

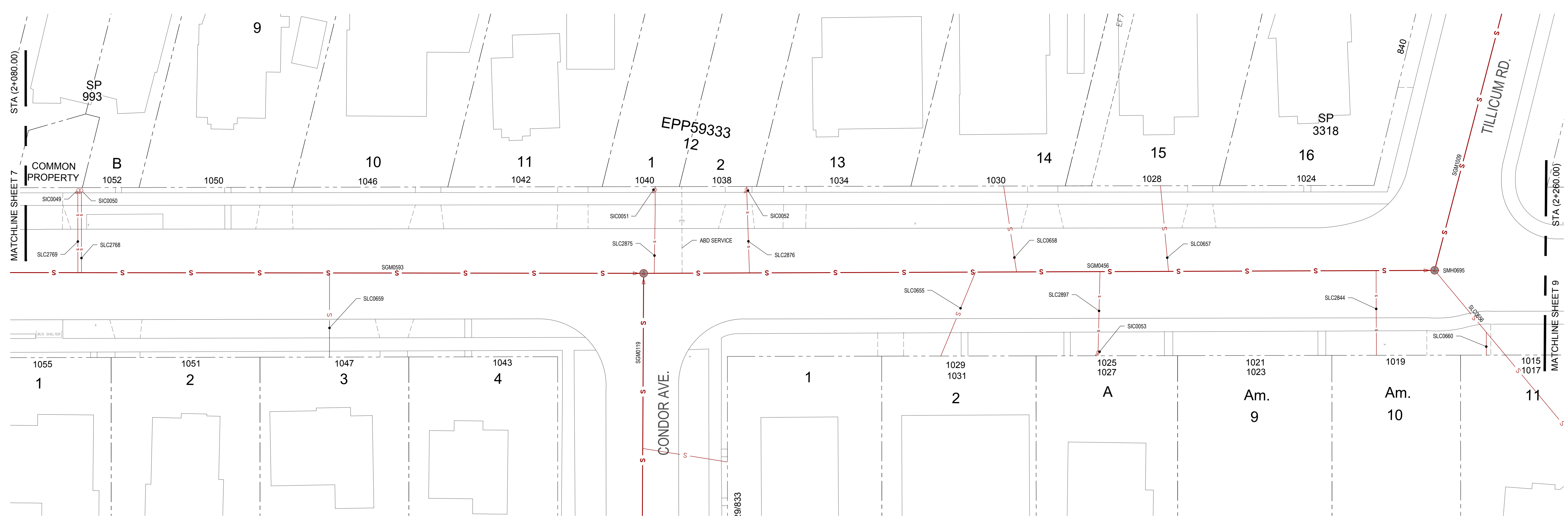


<p>CONFIRM UNDERGROUND LOCATIONS WITH UTILITY COMPANIES</p>	<p>LEGEND - Existing services shown solid</p>															<p>REVISIONS</p>			<p>REVISIONS APPROVED</p>									<p>DESIGN APPROVED</p>			<p>TOWNSHIP OF ESQUIMALT</p>		<p>PROJECT CODE NO.</p>	<p>EXX</p>		
	<p>CABLE —TV— SIDEWALK S/W TREE ELECTRIC POLE TEL POLE SURVEY MONUMENT</p>															<p>DESCRIPTION</p>			<p>REVISION 1</p>			<p>REVISION 2</p>			<p>REVISION 3</p>			<p>EXCEPTIONS</p>			<p>DATE SIGN</p>		<p>COLVILLE ROAD INVESTIGATIVE WORK</p>		<p>DESIGN DWG. NO.</p>	<p>ESQ-C105</p>
	<p>DRAIN —D— DRAIN MANHOLE CATCH BASIN DRAIN CLEANOUT DRAIN VENT IRON PIN</p>															<p>ISSUED FOR REVIEW</p>			<p>APP. DATE SIGN</p>			<p>APP. DATE SIGN</p>			<p>APP. DATE SIGN</p>			<p>APPROVED BY 17.04.07 WW</p>			<p>SEWER IDENTIFIER STA (1+900.00 - 2+080.00)</p>		<p>DESIGN DWG. NO.</p>	<p>ESQ-C105</p>		
	<p>GAS —G— GAS VALVE GAS SNIFFER GAS METER STREET LIGHT LEAD PLUG</p>															<p>ISSUED FOR REVIEW</p>			<p>APP. DATE SIGN</p>			<p>APP. DATE SIGN</p>			<p>APP. DATE SIGN</p>			<p>DESIGN ENG. 17.04.07 JM</p>			<p>CONTROL MONUMENTS</p>		<p>Sheet #</p>	<p>7</p>		

<p>WATER —W— SEWER MANHOLE SEWER LAMPHOLE SEWER CLEANOUT SEWER VENT TRAVERSE HUB</p>															<p>APP. DATE SIGN</p>			<p>APP. DATE SIGN</p>			<p>APP. DATE SIGN</p>			<p>ASSIST. ENG.</p>			<p>DESIGN EFS</p>			<p>DRAWN EFS</p>		<p>SURVEY HH</p>		<p>DATE 17.XX.XX</p>	<p>Sheet #</p>	<p>7</p>
<p>ELECTRICAL —E— WATER VALVE FIRE HYDRANT WATER METER SERVICE VALVE P.K. NAIL</p>															<p>APP. DATE SIGN</p>			<p>APP. DATE SIGN</p>			<p>APP. DATE SIGN</p>			<p>MUNICIPAL ENG. 17.04.07 JM</p>			<p>SCALES: H=250 V=25</p>			<p>DATE 17.XX.XX</p>		<p>Sheet #</p>	<p>7</p>			



LEGEND:
 SM##### = IDENTIFIER CODE FOR SEWER MANHOLE STRUCTURE
 SLC#### = IDENTIFIER CODE FOR SEWER SERVICE LATERAL CONNECTION
 SGM#### = IDENTIFIER CODE FOR GRAVITY TYPE SEWER MAIN PIPE
 SIC#### = IDENTIFIER CODE FOR SEWER INSPECTION CHAMBER



CONFIRM UNDERGROUND LOCATIONS WITH UTILITY COMPANIES

LEGEND - Existing services shown solid	
CABLE —TV—	SIDEWALK S/W
DRAIN —D—	TREE
GAS —GAS—	ELECTRIC POLE E
SEWER —S—	TEL POLE
WATER —W—	SURVEY MONUMENT
ELECTRICAL —E—	IRON PIN
	LEAD PLUG
	TRaverse HUB
	P.K. NAIL

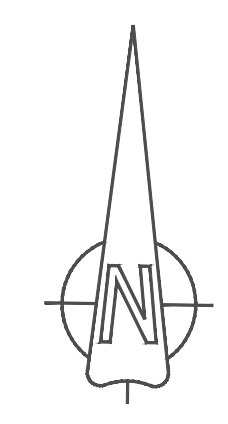
REVISIONS
DESCRIPTION
ISSUED FOR REVIEW

REVISIONS APPROVED								
REVISION 1			REVISION 2			REVISION 3		
APP.	DATE	SIGN.	APP.	DATE	SIGN.	APP.	DATE	SIGN.

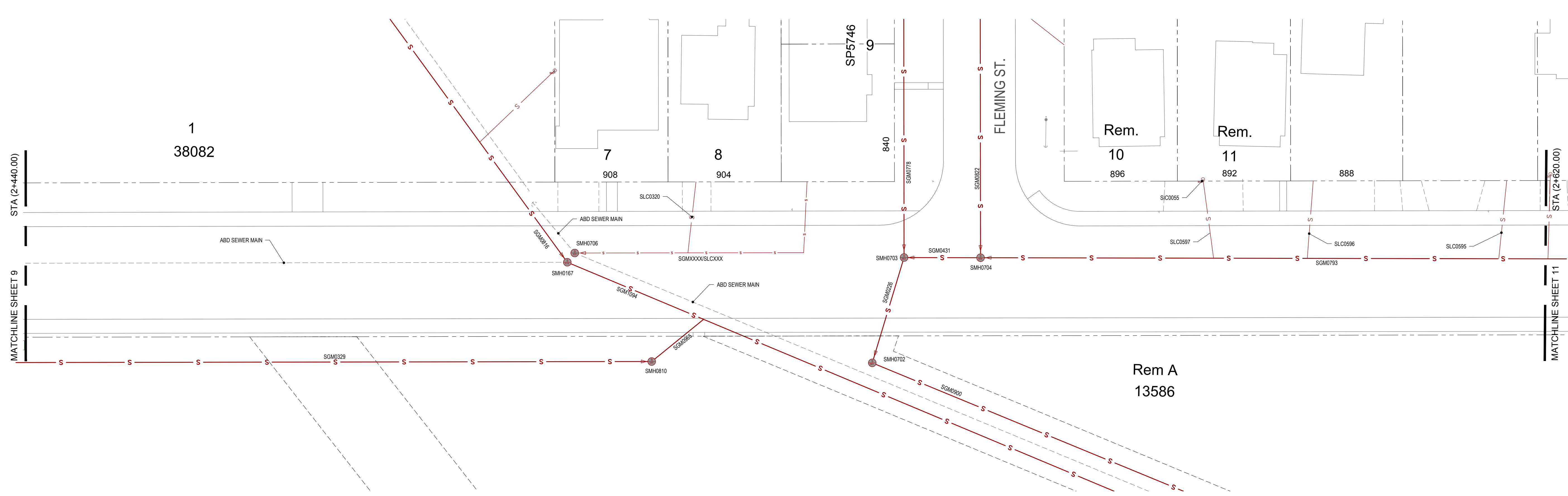
DESIGN APPROVED		
EXCEPTIONS	DATE	SIGN.
APPROVED BY	17.04.07	WW
DESIGN ENG.	17.04.07	JM
ASSIST. ENG.		
MUNICIPAL ENG.	17.04.07	JM

TOWNSHIP OF ESQUIMALT
COLVILLE ROAD INVESTIGATIVE WORK
SEWER IDENTIFIER STA (2+080.00 - 2+260.00)
 CONTROL MONUMENTS
 DESIGN EFS DRAWN EFS SURVEY HH
 SCALES: H = 250 V = 25 DATE 17.XX.XX

PROJECT CODE NO.	EXX
DESIGN DWG. NO.	ESQ-C106
Sheet #	8



LEGEND:
 SM##### = IDENTIFIER CODE FOR SEWER MANHOLE STRUCTURE
 SLC#### = IDENTIFIER CODE FOR SEWER SERVICE LATERAL CONNECTION
 SGM#### = IDENTIFIER CODE FOR GRAVITY TYPE SEWER MAIN PIPE
 SIC#### = IDENTIFIER CODE FOR SEWER INSPECTION CHAMBER



CONFIRM
 UNDERGROUND
 LOCATIONS WITH
 UTILITY COMPANIES

LEGEND - Existing services shown solid	
CABLE —TV—	ELECTRIC POLE Ⓜ
DRAIN —D—	TEL POLE Ⓜ
GAS —GAS—	SEWER MANHOLE Ⓜ
SEWER —S—	WATER VALVE Ⓜ
WATER —W—	WATER METER Ⓜ
ELECTRICAL —E—	WATER CLEANOUT Ⓜ
SIDEWALK S/W	WATER VALVE Ⓜ
TREE	WATER VALVE Ⓜ
CATCH BASIN	WATER VALVE Ⓜ
DRAIN CLEANOUT	WATER VALVE Ⓜ
GAS SNIFFER	WATER VALVE Ⓜ
GAS METER	WATER VALVE Ⓜ
SEWER CLEANOUT	WATER VALVE Ⓜ
SEWER LAMPHOLE	WATER VALVE Ⓜ
FIRE HYDRANT	WATER VALVE Ⓜ
TEL POLE	WATER VALVE Ⓜ
STREET LIGHT	WATER VALVE Ⓜ
SEWER VENT	WATER VALVE Ⓜ
TRaverse HUB	WATER VALVE Ⓜ
P.K. NAIL	WATER VALVE Ⓜ
SURVEY MONUMENT	WATER VALVE Ⓜ
IRON PIN	WATER VALVE Ⓜ
LEAD PLUG	WATER VALVE Ⓜ
TRaverse HUB	WATER VALVE Ⓜ
P.K. NAIL	WATER VALVE Ⓜ

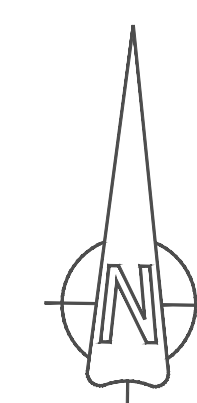
REVISIONS	REVISION 1			REVISION 2			REVISION 3		
	APP.	DATE	SIGN.	APP.	DATE	SIGN.	APP.	DATE	SIGN.
ISSUED FOR REVIEW									

DESIGN APPROVED	REVISIONS APPROVED		
	APP.	DATE	SIGN.
DESIGN ENG. 17.04.07 JM			
ASSIST. ENG.			
MUNICIPAL ENG. 17.04.07 JM			

DESIGN APPROVED			
EXCEPTIONS	DATE	SIGN.	
APPROVED BY	17.04.07	WW	
DESIGN ENG.	17.04.07	JM	
ASSIST. ENG.			
MUNICIPAL ENG.	17.04.07	JM	

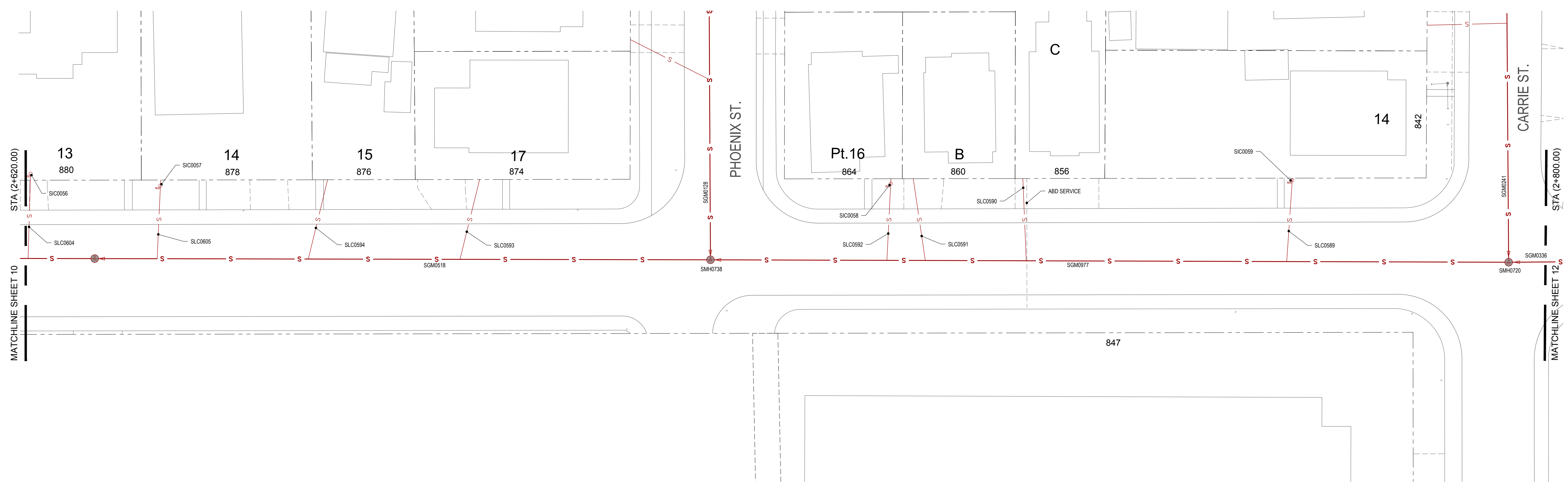
TOWNSHIP OF ESQUIMALT
 COLVILLE ROAD INVESTIGATIVE WORK
 SEWER IDENTIFIER STA (2+440.00 - 2+620.00)
 CONTROL MONUMENTS
 DESIGN EFS DRAWN EFS SURVEY HH
 SCALES: H = 250 V = 25 DATE 17.XX.XX

PROJECT CODE NO.	EXX
DESIGN DWG. NO.	ESQ-C108
Sheet #	10



LEGEND:

- SM##### = IDENTIFIER CODE FOR SEWER MANHOLE STRUCTURE
- SLC#### = IDENTIFIER CODE FOR SEWER SERVICE LATERAL CONNECTION
- SGM#### = IDENTIFIER CODE FOR GRAVITY TYPE SEWER MAIN PIPE
- SIC#### = IDENTIFIER CODE FOR SEWER INSPECTION CHAMBER



**CONFIRM
UNDERGROUND
LOCATIONS WITH
UTILITY COMPANIES**

LEGEND - Existing services shown solid	
CABLE —TV—	SIDEWALK S/W
DRAIN —D—	TREE
GAS —GAS—	ELECTRIC POLE e
SEWER —S—	TEL POLE T
WATER —W—	SURVEY MONUMENT
ELECTRICAL —E—	DRAIN MANHOLE
	CATCH BASIN
	GAS VALVE
	SEWER MANHOLE
	WATER VALVE
	SIDWALK
	TREE
	ELECTRIC POLE
	TEL POLE
	SURVEY MONUMENT
	DRAIN CLEANOUT
	DRAIN VENT
	IRON PIN
	GAS SNIFFER
	GAS METER
	STREET LIGHT
	LEAD PLUG
	SEWER CLEANOUT
	SEWER VENT
	TRAVERSE HUB
	WATER METER
	SERVICE VALVE
	P.K. NAIL

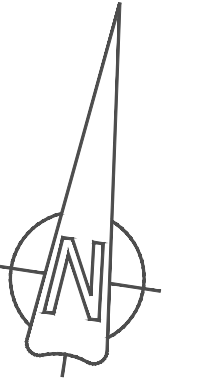
REVISIONS	REVISION 1			REVISION 2			REVISION 3		
	APP.	DATE	SIGN.	APP.	DATE	SIGN.	APP.	DATE	SIGN.
ISSUED FOR REVIEW									

DESIGN APPROVED	REVISIONS APPROVED		
	APP.	DATE	SIGN.
APPROVED BY	17.04.07	WW	
DESIGN ENG.	17.04.07	JM	
ASSIST. ENG.			
MUNICIPAL ENG.	17.04.07	JM	

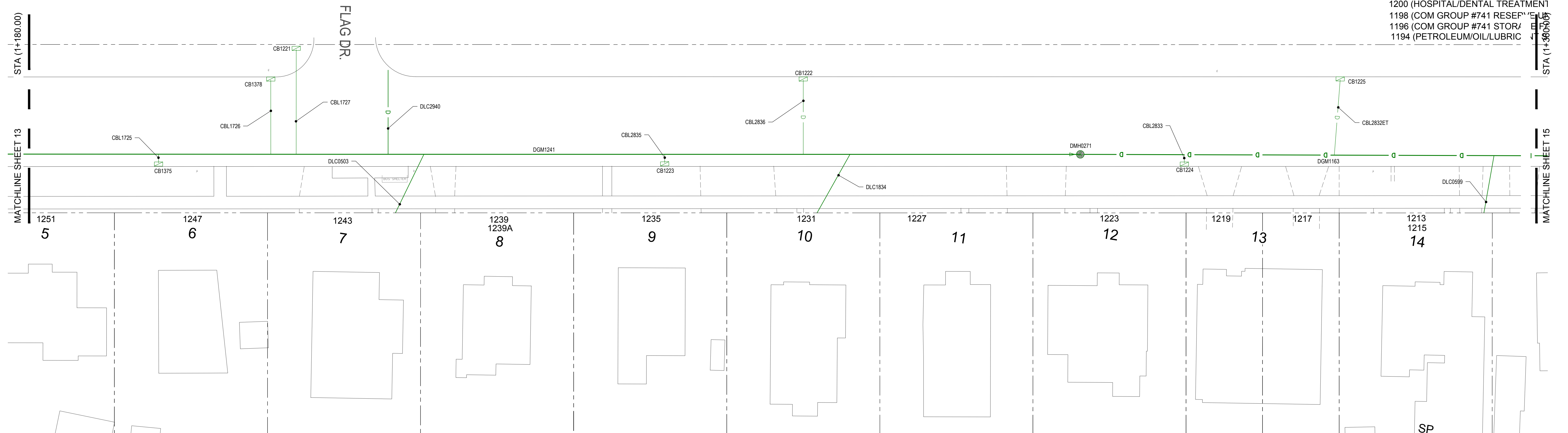
TOWNSHIP OF ESQUIMALT			
COLVILLE ROAD INVESTIGATIVE WORK			
SEWER IDENTIFIER STA (2+620.00 - 2+800.00)			
DESIGN MONUMENTS		CONTROL MONUMENTS	
DESIGN	EFS	DRAWN	EFS
SCALES: H = 250 V = 25		SURVEY HH	
		DATE 17.XX.XX	

PROJECT CODE NO.	EXX
DESIGN DWG. NO.	ESQ-C109
Sheet #	11

LEGEND:
 DMH#### = IDENTIFIER CODE FOR DRAIN MANHOLE STRUCTURE
 DGM#### = IDENTIFIER CODE FOR GRAVITY TYPE DRAIN MAIN PIPE
 DLC#### = IDENTIFIER CODE FOR DRAIN SERVICE LATERAL CONNECTION
 DNC#### = IDENTIFIER CODE FOR TERMINAL END OF GRAVITY DRAIN PIPE WITHOUT MANHOLE/CLEAN-OUT
 CB#### = IDENTIFIER CODE FOR CATCH BASIN
 CBL#### = IDENTIFIER CODE FOR CATCH BASIN LEAD

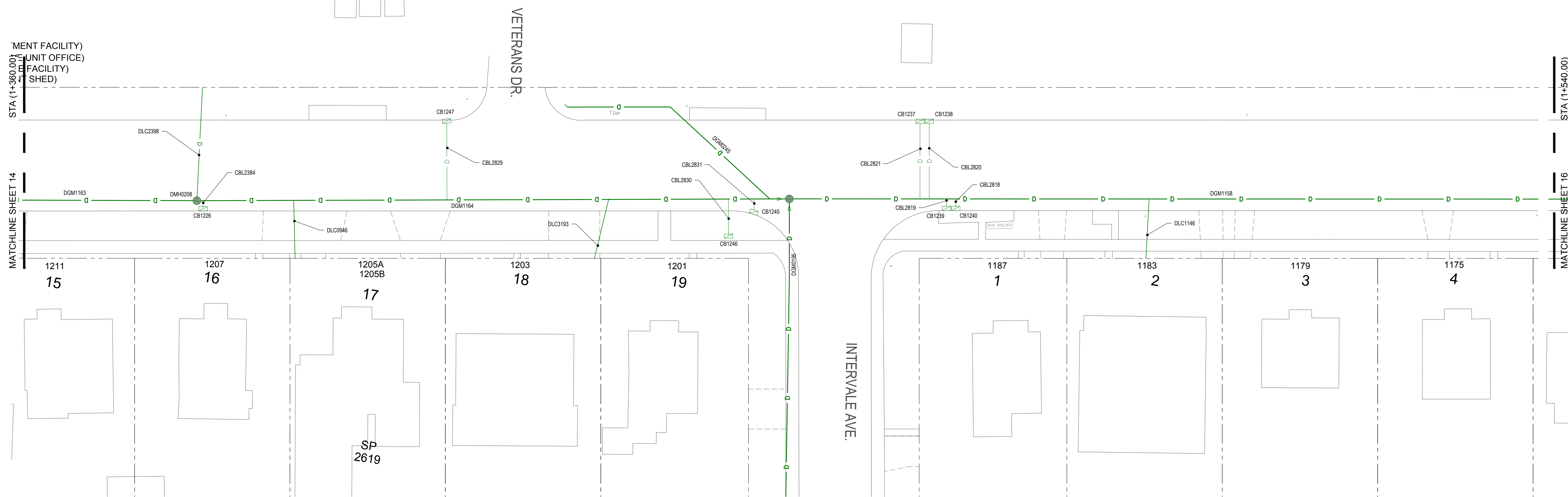
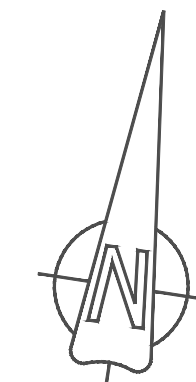


1240 (OFFICERS' MESS)
 1200 (HOSPITAL/DENTAL TREATMENT)
 1198 (COM GROUP #741 RESEF...)
 1196 (COM GROUP #741 STOR...)
 1194 (PETROLEUM/OIL/LUBRIC...)



CONFIRM UNDERGROUND LOCATIONS WITH UTILITY COMPANIES	LEGEND - Existing services shown solid										REVISIONS			REVISIONS APPROVED			DESIGN APPROVED			TOWNSHIP OF ESQUIMALT		PROJECT CODE NO.	EXX
	CABLE —TV—	SIDEWALK	S/W	TREE	ELECTRIC POLE e	TEL POLE	SURVEY MONUMENT	DRAIN	DRAIN MANHOLE	CATCH BASIN	DRAIN CLEANOUT	DRAIN VENT	IRON PIN	REVISION 1	REVISION 2	REVISION 3	EXCEPTIONS	DATE	SIGN	COLVILLE ROAD INVESTIGATIVE WORK DRAIN IDENTIFIER STA (1+180.00 - 1+360.00)		DESIGN DWG. NO.	
	GAS —GAS—	GAS VALVE	GAS SNIFFER	GAS METER	STREET LIGHT	LEAD PLUG	LEAD PLUG	APP.	DATE	SIGN	APP.	DATE	SIGN	APP.	DATE	SIGN	DESIGN ENG.	17.04.07	JM			CONTROL MONUMENTS	ESQ-C201
	SEWER —S—	SEWER MANHOLE	SEWER LAMPHOLE	SEWER CLEANOUT	SEWER VENT	TRAVERSE HUB	TRAVERSE HUB	APP.	DATE	SIGN	APP.	DATE	SIGN	APP.	DATE	SIGN	ASSIST. ENG.	17.04.07	JM	DESIGN EFS	DRAWN EFS	SURVEY HH	Sheet #
WATER —W—	WATER VALVE	FIRE HYDRANT	WATER METER	SERVICE VALVE	P.K. NAIL	P.K. NAIL	APP.	DATE	SIGN	APP.	DATE	SIGN	APP.	DATE	SIGN	MUNICIPAL ENG.	17.04.07	JM	SCALES: H=250 V=25	DATE 17.XX.XX	14		

LEGEND:
 DM##### = IDENTIFIER CODE FOR DRAIN MANHOLE STRUCTURE
 DGM##### = IDENTIFIER CODE FOR GRAVITY TYPE DRAIN MAIN PIPE
 DLC#### = IDENTIFIER CODE FOR DRAIN SERVICE LATERAL CONNECTION
 DNC#### = IDENTIFIER CODE FOR TERMINAL END OF GRAVITY DRAIN PIPE WITHOUT MANHOLE/CLEAN-OUT
 CB#### = IDENTIFIER CODE FOR CATCH BASIN
 CBL#### = IDENTIFIER CODE FOR CATCH BASIN LEAD



CONFIRM
 UNDERGROUND
 LOCATIONS WITH
 UTILITY COMPANIES

LEGEND - Existing services shown solid	
CABLE —TV—	SIDEWALK S/W
DRAIN —D—	TREE
GAS —GAS—	ELECTRIC POLE E
SEWER —S—	TEL POLE
WATER —W—	SURVEY MONUMENT
ELECTRICAL —E—	DRAIN MANHOLE
	CATCH BASIN
	GAS VALVE
	SEWER MANHOLE
	WATER VALVE
	SIDWALK
	TREE
	ELECTRIC POLE
	TEL POLE
	SURVEY MONUMENT
	DRAIN CLEANOUT
	DRAIN VENT
	IRON PIN
	GAS SNIFFER
	GAS METER
	STREET LIGHT
	SEWER CLEANOUT
	SEWER VENT
	LEAD PLUG
	TRaverse HUB
	WATER METER
	SERVICE VALVE
	P.K. NAIL

REVISIONS	
DESCRIPTION	ISSUED FOR REVIEW

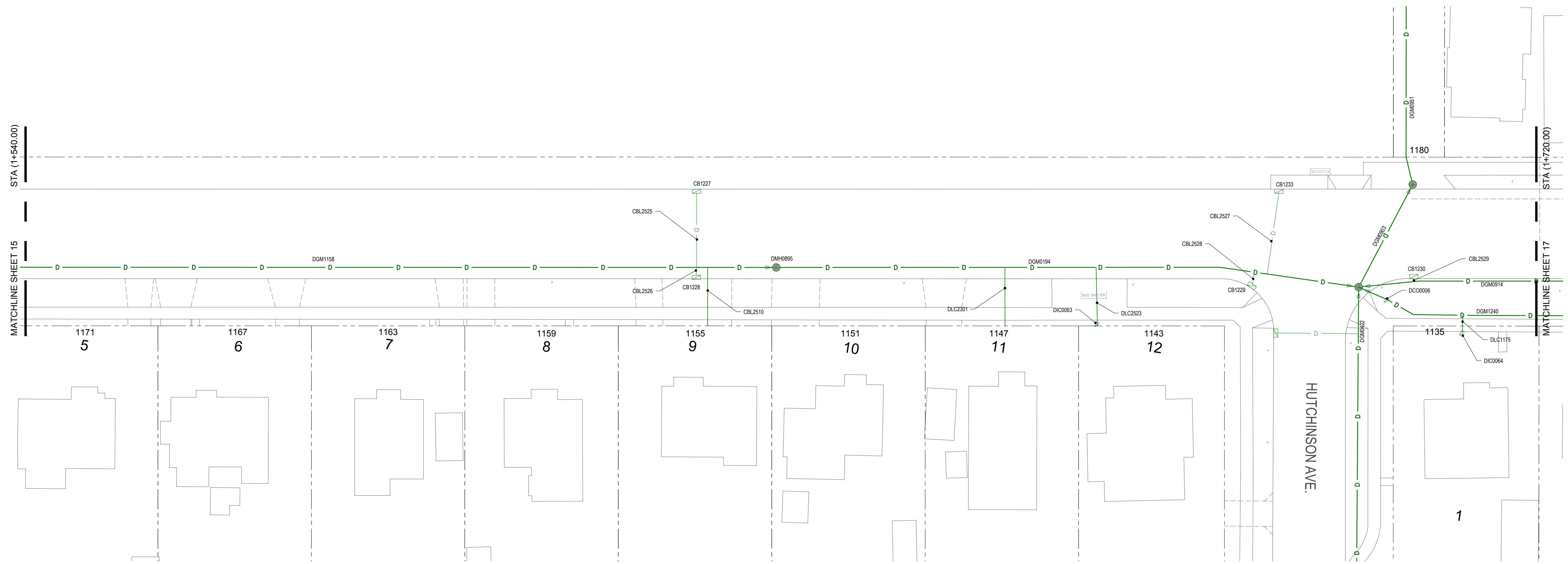
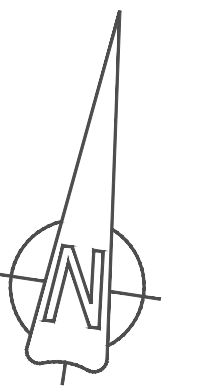
REVISIONS APPROVED								
REVISION 1			REVISION 2			REVISION 3		
APP.	DATE	SIGN.	APP.	DATE	SIGN.	APP.	DATE	SIGN.

DESIGN APPROVED		
EXCEPTIONS	DATE	SIGN.
APPROVED BY	17.04.07	WW
DESIGN ENG.	17.04.07	JM
ASSIST. ENG.		
MUNICIPAL ENG.	17.04.07	JM

TOWNSHIP OF ESQUIMALT
 COLVILLE ROAD INVESTIGATIVE WORK
 DRAIN IDENTIFIER STA (1+360.00 - 1+540.00)
 CONTROL MONUMENTS
 DESIGN EFS DRAWN EFS SURVEY HH
 SCALES: H = 250 V = 25 DATE 17.XX.XX

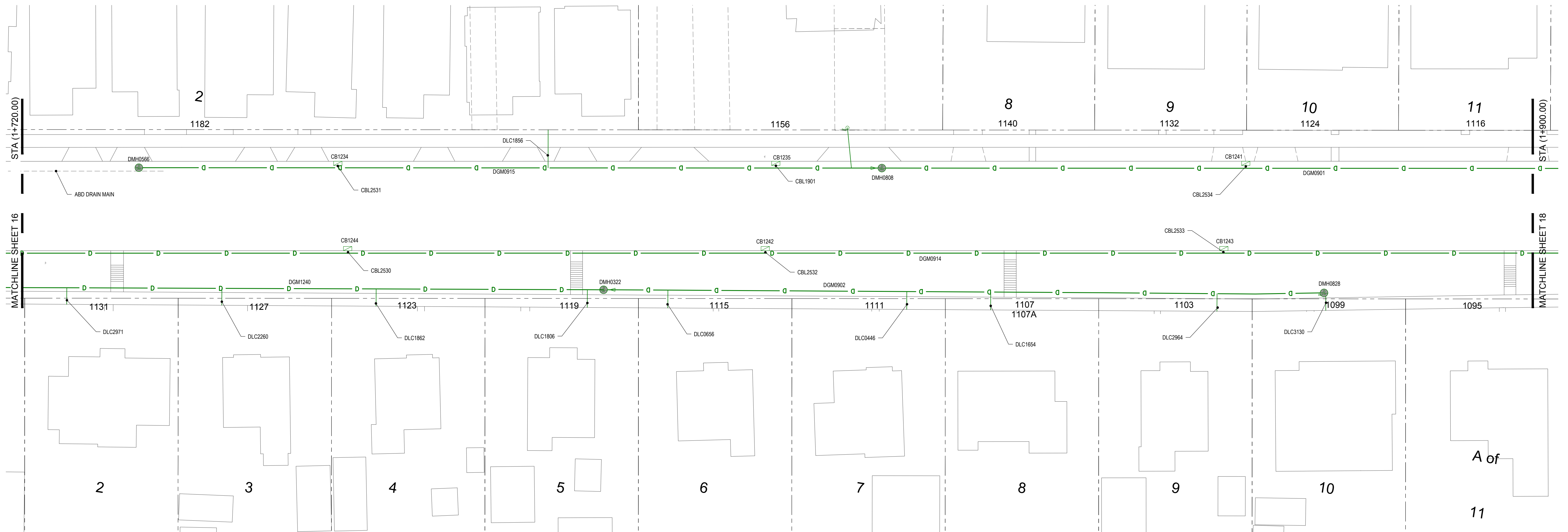
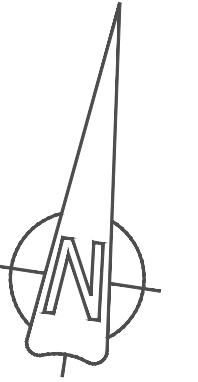
PROJECT CODE NO.	EXX
DESIGN DWG. NO.	ESQ-C202
Sheet #	15

LEGEND:
 DMH### = IDENTIFIER CODE FOR DRAIN MANHOLE STRUCTURE
 DGM### = IDENTIFIER CODE FOR GRAVITY TYPE DRAIN MAIN PIPE
 DLC### = IDENTIFIER CODE FOR DRAIN SERVICE LATERAL CONNECTION
 DNC### = IDENTIFIER CODE FOR TERMINAL END OF GRAVITY DRAIN PIPE WITHOUT MANHOLE/CLEAN-OUT
 CB### = IDENTIFIER CODE FOR CATCH BASIN
 CBL### = IDENTIFIER CODE FOR CATCH BASIN LEAD



CONFIRM UNDERGROUND LOCATIONS WITH UTILITY COMPANIES	LEGEND - Existing services shown solid										REVISIONS DESCRIPTION ISSUED FOR REVIEW			REVISIONS APPROVED						DESIGN APPROVED			TOWNSHIP OF ESQUIMALT		PROJECT CODE NO.	EXX	
	CABLE —TV—	SIDEWALK S/W	TREE	ELECTRIC POLE e	TEL POLE T	SURVEY MONUMENT	DRAIN —D—	DRAIN MANHOLE	CATCH BASIN	DRAIN CLEANOUT				DRAIN VENT	IRON PIN	REVISION 1	REVISION 2	REVISION 3	EXCEPTIONS	DATE	SIGN	COLVILLE ROAD INVESTIGATIVE WORK			DESIGN DWG. NO.	ESQ-C203	
	GAS —GAS—	GAS VALVE	GAS SNIFFER	GAS METER	STREET LIGHT	LEAD PLUG	SEWER —S—	GAS VALVE	GAS SNIFFER	GAS METER	STREET LIGHT	LEAD PLUG	APP.	DATE	SIGN	APP.	DATE	SIGN	APP.	DATE	SIGN	APPROVED BY	17.04.07	JM	CONTROL MONUMENTS	DESIGN DWG. NO.	ESQ-C203
	WATER —W—	SEWER MANHOLE	SEWER LAMPHOLE	SEWER CLEANOUT	SEWER VENT	TRAVERSE HUB	ELECTRICAL —E—	SEWER MANHOLE	SEWER LAMPHOLE	SEWER CLEANOUT	SEWER VENT	TRAVERSE HUB	APP.	DATE	SIGN	APP.	DATE	SIGN	APP.	DATE	SIGN	DESIGN EFS	17.04.07	JM	DESIGN EFS	Sheet #	16
											REVISIONS APPROVED						DESIGN APPROVED			TOWNSHIP OF ESQUIMALT		SCALES: H = 250 V = 25		DATE 17.XX.XX			

LEGEND:
 DMH#### = IDENTIFIER CODE FOR DRAIN MANHOLE STRUCTURE
 DGM#### = IDENTIFIER CODE FOR GRAVITY TYPE DRAIN MAIN PIPE
 DLC#### = IDENTIFIER CODE FOR DRAIN SERVICE LATERAL CONNECTION
 DNC#### = IDENTIFIER CODE FOR TERMINAL END OF GRAVITY DRAIN PIPE WITHOUT MANHOLE/CLEAN-OUT
 CB#### = IDENTIFIER CODE FOR CATCH BASIN
 CBL#### = IDENTIFIER CODE FOR CATCH BASIN LEAD



CONFIRM UNDERGROUND LOCATIONS WITH UTILITY COMPANIES

LEGEND - Existing services shown solid	
CABLE —TV—	SIDEWALK S/W
DRAIN —D—	TREE
GAS —GAS—	ELECTRIC POLE e
SEWER —S—	TEL POLE
WATER —W—	SURVEY MONUMENT
ELECTRICAL —E—	WATER METER
	SEWER CLEANOUT
	STREET LIGHT
	SEWER VENT
	TRaverse HUB
	P.K. NAIL

REVISIONS	
DESCRIPTION	ISSUED FOR REVIEW

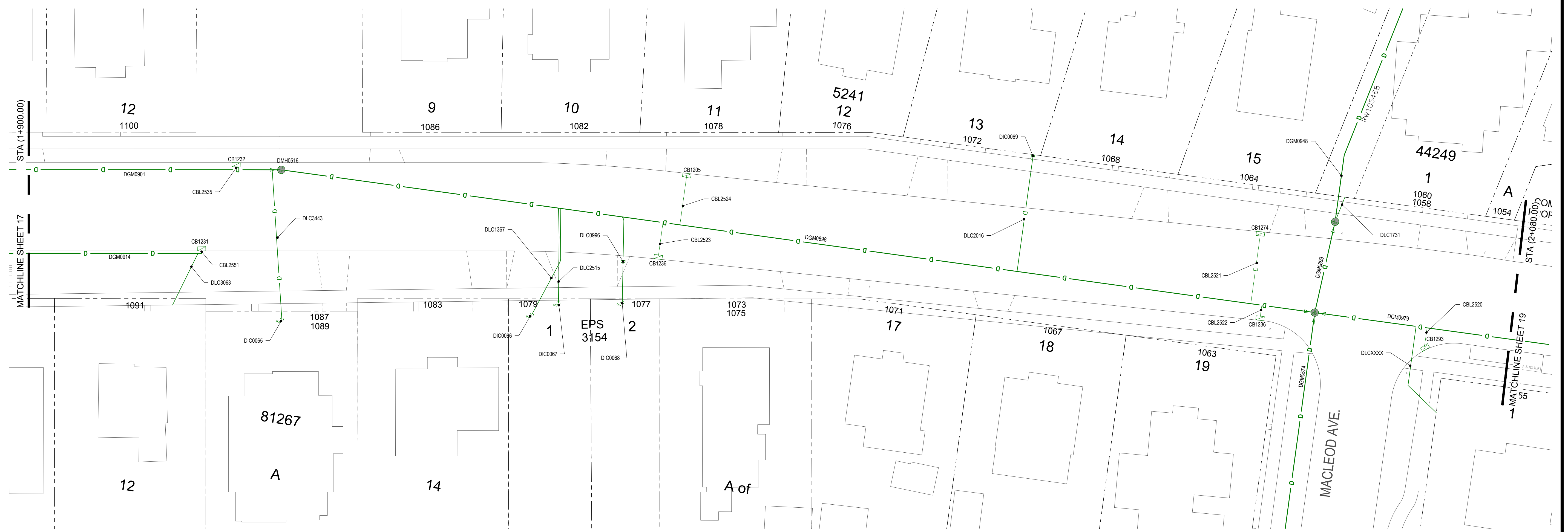
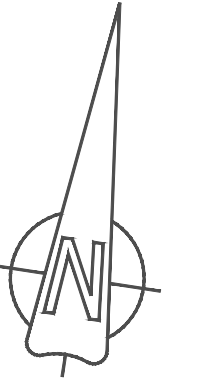
REVISIONS APPROVED								
REVISION 1			REVISION 2			REVISION 3		
APP.	DATE	SIGN.	APP.	DATE	SIGN.	APP.	DATE	SIGN.

DESIGN APPROVED		
EXCEPTIONS	DATE	SIGN.
APPROVED BY	17.04.07	WW
DESIGN ENG.	17.04.07	JM
ASSIST. ENG.		
MUNICIPAL ENG.	17.04.07	JM

TOWNSHIP OF ESQUIMALT
 COLVILLE ROAD INVESTIGATIVE WORK
 DRAIN IDENTIFIER STA (+720.00 - 1+900.00)
 CONTROL MONUMENTS
 DESIGN EFS DRAWN EFS SURVEY HH
 SCALES: H = 250 V = 25 DATE 17.XX.XX

PROJECT CODE NO.	EXX
DESIGN DWG. NO.	ESQ-C204
Sheet #	17

LEGEND:
 DMH#### = IDENTIFIER CODE FOR DRAIN MANHOLE STRUCTURE
 DGM#### = IDENTIFIER CODE FOR GRAVITY TYPE DRAIN MAIN PIPE
 DLC#### = IDENTIFIER CODE FOR DRAIN SERVICE LATERAL CONNECTION
 DNC#### = IDENTIFIER CODE FOR TERMINAL END OF GRAVITY DRAIN PIPE WITHOUT MANHOLE/CLEAN-OUT
 CBL#### = IDENTIFIER CODE FOR CATCH BASIN
 CBL#### = IDENTIFIER CODE FOR CATCH BASIN LEAD



CONFIRM
 UNDERGROUND
 LOCATIONS WITH
 UTILITY COMPANIES

LEGEND - Existing services shown solid	
CABLE —TV—	SIDEWALK S/W
DRAIN —D—	TREE
GAS —GAS—	ELECTRIC POLE e
SEWER —S—	TEL POLE
WATER —W—	SURVEY MONUMENT
ELECTRICAL —E—	DRAIN MANHOLE
	CATCH BASIN
	DRAIN CLEANOUT
	DRAIN VENT
	IRON PIN
	GAS VALVE
	GAS SNIFFER
	GAS METER
	STREET LIGHT
	LEAD PLUG
	SEWER MANHOLE
	SEWER LAMPHOLE
	SEWER CLEANOUT
	SEWER VENT
	TRAVERSE HUB
	WATER VALVE
	FIRE HYDRANT
	WATER METER
	SERVICE VALVE
	P.K. NAIL

REVISIONS	REVISIONS APPROVED		
	REVISION 1	REVISION 2	REVISION 3
DESCRIPTION	APP.	DATE	SIGN
ISSUED FOR REVIEW			

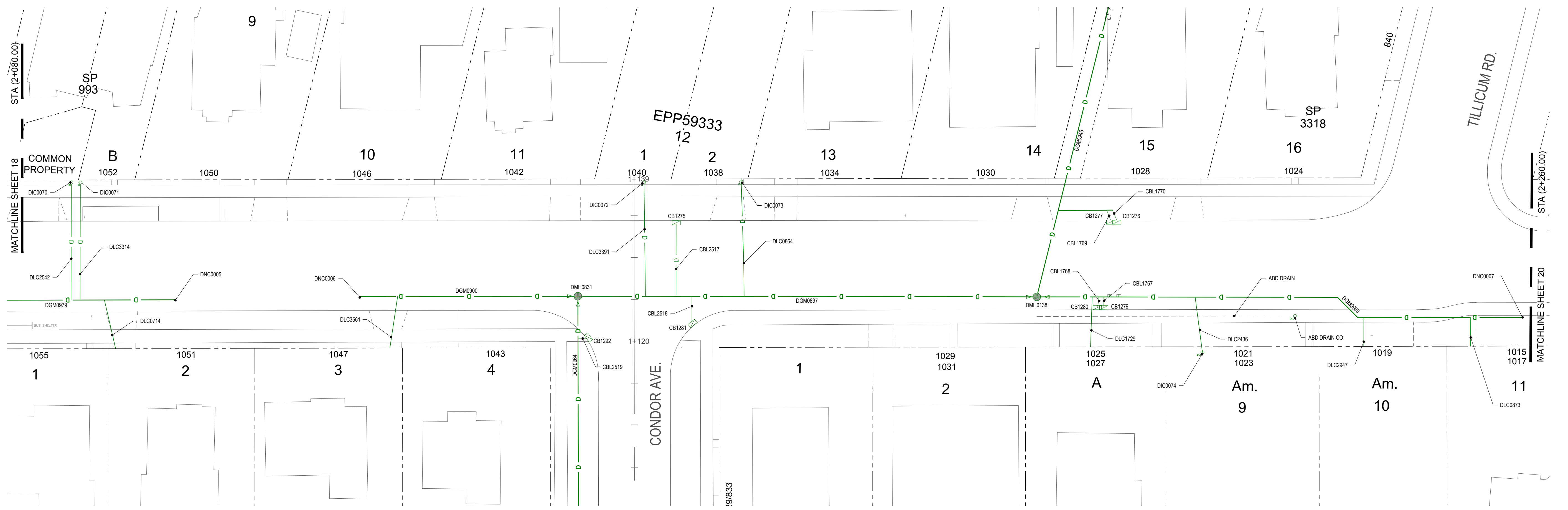
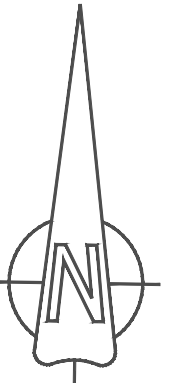
DESIGN APPROVED		
EXCEPTIONS	DATE	SIGN
APPROVED BY	17.04.07	WW
DESIGN ENG.	17.04.07	JM
ASSIST. ENG.		
MUNICIPAL ENG.	17.04.07	JM

TOWNSHIP OF ESQUIMALT
 COLVILLE ROAD INVESTIGATIVE WORK
 DRAIN IDENTIFIER STA (+900.00 - 2+080.00)

CONTROL MONUMENTS
 DESIGN EFS DRAWN EFS SURVEY HH
 SCALES: H = 250 V = 25 DATE 17.XX.XX

PROJECT CODE NO.	EXX
DESIGN DWG. NO.	ESQ-C205
Sheet #	18

LEGEND:
 DM##### = IDENTIFIER CODE FOR DRAIN MANHOLE STRUCTURE
 DGM##### = IDENTIFIER CODE FOR GRAVITY TYPE DRAIN MAIN PIPE
 DLC##### = IDENTIFIER CODE FOR DRAIN SERVICE LATERAL CONNECTION
 DNC##### = IDENTIFIER CODE FOR TERMINAL END OF GRAVITY DRAIN PIPE WITHOUT MANHOLE/CLEAN-OUT
 CB##### = IDENTIFIER CODE FOR CATCH BASIN
 CBL##### = IDENTIFIER CODE FOR CATCH BASIN LEAD



CONFIRM UNDERGROUND LOCATIONS WITH UTILITY COMPANIES

LEGEND - Existing services shown solid	
CABLE —TV—	ELECTRIC POLE e
DRAIN —D—	TEL POLE t
GAS —GAS—	SURVEY MONUMENT ⊕
SEWER —S—	IRON PIN ip
WATER —W—	LEAD PLUG lp
ELECTRICAL —E—	TRAVERSE HUB
SIDEWALK S/W	P.K. NAIL pk
TREE	
CATCH BASIN	
DRAIN CLEANOUT	
DRAIN VENT	
GAS VALVE	
GAS SNIFFER	
GAS METER	
STREET LIGHT	
SEWER MANHOLE	
SEWER LAMPHOLE	
SEWER CLEANOUT	
SEWER VENT	
WATER VALVE	
FIRE HYDRANT	
WATER METER	
SERVICE VALVE	

REVISIONS	REVISIONS APPROVED		
	REVISION 1	REVISION 2	REVISION 3
DESCRIPTION	APP.	DATE	SIGN
ISSUED FOR REVIEW			

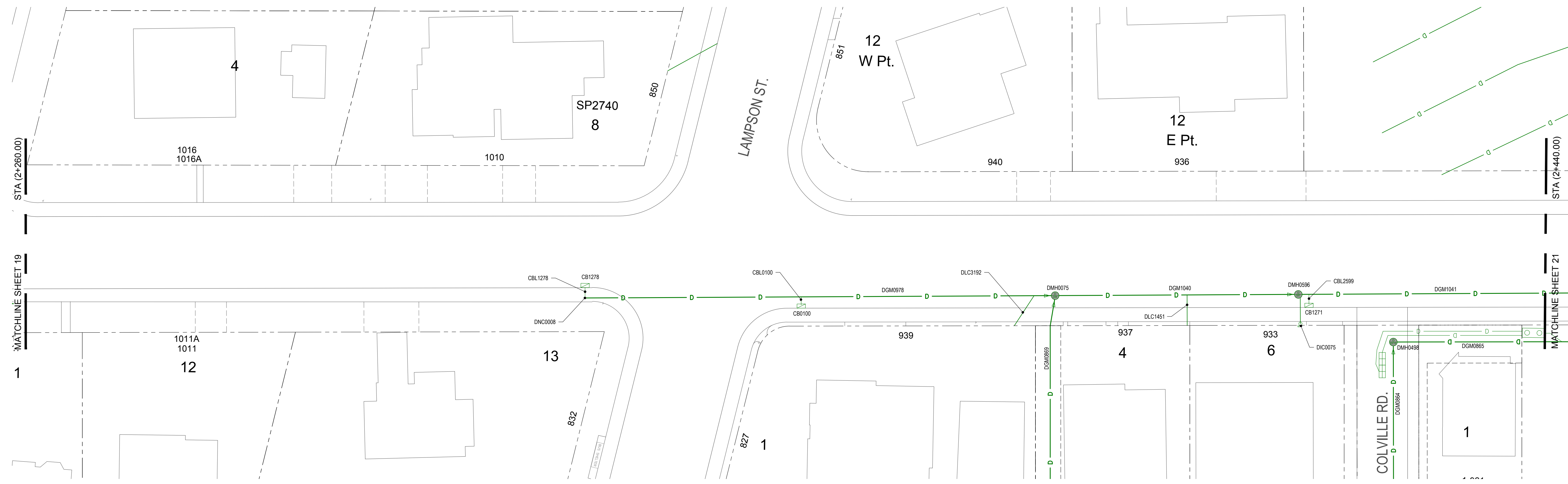
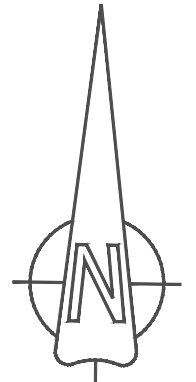
DESIGN APPROVED	REVISIONS APPROVED		
	REVISION 1	REVISION 2	REVISION 3
EXCEPTIONS	APP.	DATE	SIGN
DATE			
SIGN			

DESIGN APPROVED			
APPROVED BY	DATE	SIGN	
DESIGN ENG.	17.04.07	JM	
ASSIST. ENG.			
MUNICIPAL ENG.	17.04.07	JM	

TOWNSHIP OF ESQUIMALT	
PROJECT CODE NO.	EXX
DESIGN DWG. NO.	ESQ-C206
Sheet #	19

COLVILLE ROAD INVESTIGATIVE WORK
DRAIN IDENTIFIER STA (2+080.00 - 2+260.00)
 CONTROL MONUMENTS
 DESIGN EFS DRAWN EFS SURVEY HH
 SCALES: H = 250 V = 25 DATE 17.XX.XX

LEGEND:
 DMH#### = IDENTIFIER CODE FOR DRAIN MANHOLE STRUCTURE
 DGM#### = IDENTIFIER CODE FOR GRAVITY TYPE DRAIN MAIN PIPE
 DLC#### = IDENTIFIER CODE FOR DRAIN SERVICE LATERAL CONNECTION
 DNC#### = IDENTIFIER CODE FOR TERMINAL END OF GRAVITY DRAIN PIPE WITHOUT MANHOLE/CLEAN-OUT
 CB#### = IDENTIFIER CODE FOR CATCH BASIN
 CBL#### = IDENTIFIER CODE FOR CATCH BASIN LEAD



CONFIRM
 UNDERGROUND
 LOCATIONS WITH
 UTILITY COMPANIES

LEGEND - Existing services shown solid	
CABLE —TV—	ELECTRIC POLE E
DRAIN —D—	TEL POLE T
GAS —GAS—	SURVEY MONUMENT S
SEWER —S—	IRON PIN IP
WATER —W—	LEAD PLUG LP
ELECTRICAL —E—	TRAVERSE HUB TH
SIDEWALK S/W	P.K. NAIL Pk
TREE	
CATCH BASIN	
DRAIN CLEANOUT DCO	
DRAIN VENT DV	
GAS VALVE	
GAS SNIFFER GS	
GAS METER GM	
STREET LIGHT SL	
SEWER MANHOLE SM	
SEWER LAMPHOLE SL	
SEWER CLEANOUT SCO	
SEWER VENT SV	
WATER VALVE	
FIRE HYDRANT FH	
WATER METER WM	
SERVICE VALVE SV	

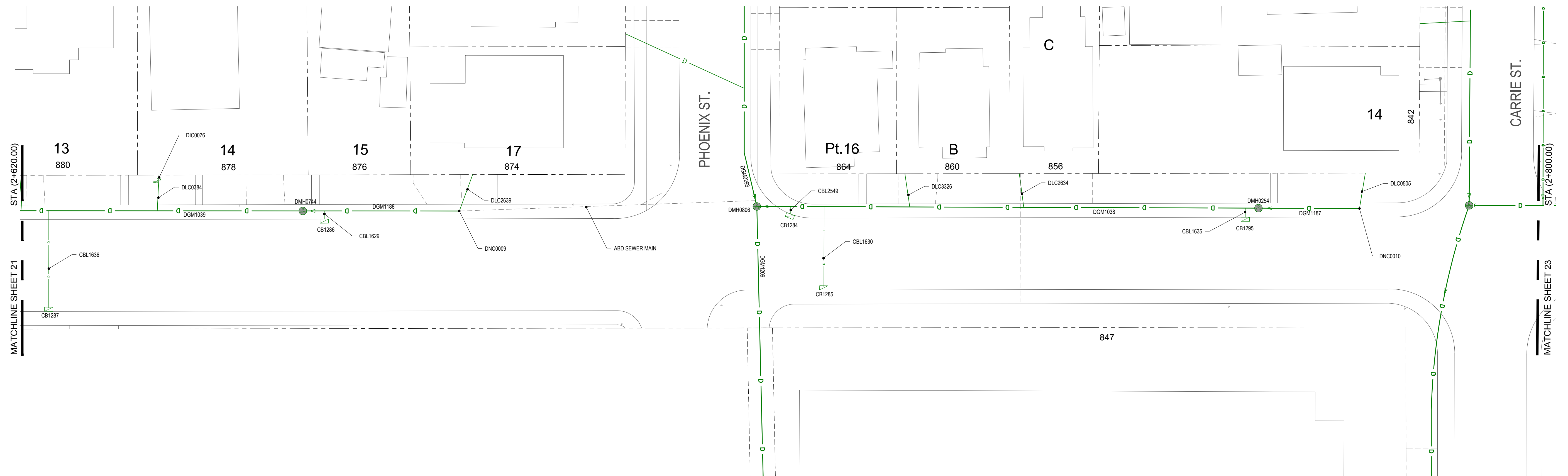
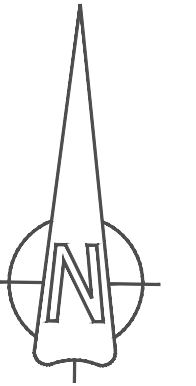
REVISIONS	REVISIONS APPROVED		
	REVISION 1	REVISION 2	REVISION 3
DESCRIPTION	APP.	DATE	SIGN
ISSUED FOR REVIEW			

DESIGN APPROVED	REVISIONS APPROVED		
	REVISION 1	REVISION 2	REVISION 3
EXCEPTIONS	APP.	DATE	SIGN
DATE			
SIGN			
APPROVED BY			
DESIGN ENG.	17.04.07	JM	
ASSIST. ENG.			
MUNICIPAL ENG.	17.04.07	JM	

TOWNSHIP OF ESQUIMALT
 COLVILLE ROAD INVESTIGATIVE WORK
 DRAIN IDENTIFIER STA (2+260.00 - 2+440.00)
 CONTROL MONUMENTS
 DESIGN EFS DRAWN EFS SURVEY HH
 SCALES: H = 250 V = 25 DATE 17.XX.XX

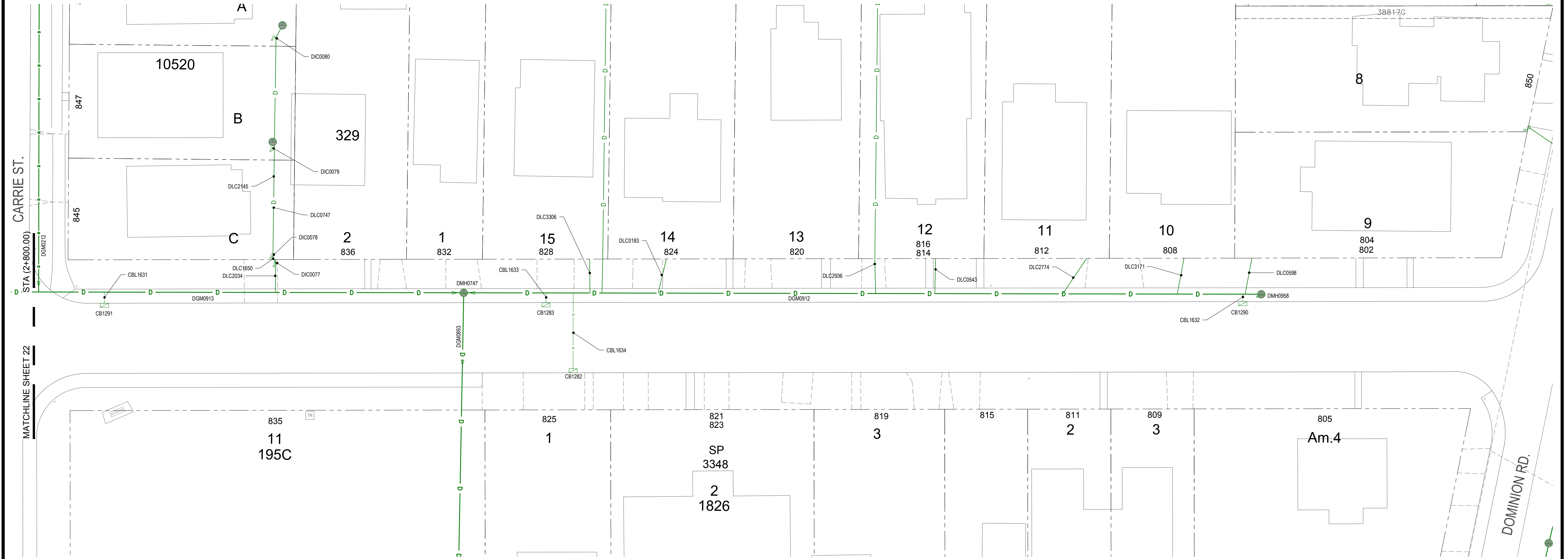
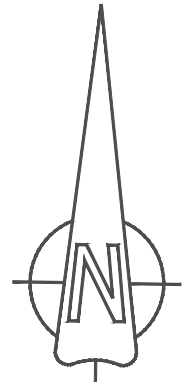
PROJECT CODE NO.	EXX
DESIGN DWG. NO.	ESQ-C207
Sheet #	20

LEGEND:
 DMH#### = IDENTIFIER CODE FOR DRAIN MANHOLE STRUCTURE
 DGM#### = IDENTIFIER CODE FOR GRAVITY TYPE DRAIN MAIN PIPE
 DLC#### = IDENTIFIER CODE FOR DRAIN SERVICE LATERAL CONNECTION
 DNC#### = IDENTIFIER CODE FOR TERMINAL END OF GRAVITY DRAIN PIPE WITHOUT MANHOLE/CLEAN-OUT
 CB#### = IDENTIFIER CODE FOR CATCH BASIN
 CBL#### = IDENTIFIER CODE FOR CATCH BASIN LEAD



CONFIRM UNDERGROUND LOCATIONS WITH UTILITY COMPANIES	LEGEND - Existing services shown solid										REVISIONS			REVISIONS APPROVED			DESIGN APPROVED			<i>TOWNSHIP OF ESQUIMALT</i>		PROJECT CODE NO.	EXX
	CABLE —TV—	SIDEWALK S/W	TREE	ELECTRIC POLE e	TEL. POLE T	SURVEY MONUMENT	DESCRIPTION			REVISION 1	REVISION 2	REVISION 3	EXCEPTIONS	DATE	SIGN	COLVILLE ROAD INVESTIGATIVE WORK			DESIGN DWG. NO.	ESQ-C209			
	DRAIN —D—	DRAIN MANHOLE	CATCH BASIN	DRAIN CLEANOUT	DRAIN VENT	IRON PIN	ISSUED FOR REVIEW			APP.	DATE	SIGN	APPROVED BY	17.04.07	JM	DRAIN IDENTIFIER STA (2+620.00 - 2+800.00)			Sheet #	22			
	GAS —G—	DRAIN VALVE	GAS VALVE	GAS SNIFFER	GAS METER	STREET LIGHT	LEAD PLUG							ASSIST. ENG.			CONTROL MONUMENTS						
SEWER —S—	SEWER MANHOLE	SEWER LAMPHOLE	SEWER CLEANOUT	SEWER VENT	TRAVERSE HUB							MUNICIPAL ENG.	17.04.07	JM	DESIGN EFS DRAWN EFS SURVEY HH								
WATER —W—	WATER VALVE	FIRE HYDRANT	WATER METER	SERVICE VALVE	P.K. NAIL							SCALES: H = 250 V = 25 DATE 17.XX.XX											

LEGEND:
 DMH#### = IDENTIFIER CODE FOR DRAIN MANHOLE STRUCTURE
 DGM#### = IDENTIFIER CODE FOR GRAVITY TYPE DRAIN MAIN PIPE
 DLC#### = IDENTIFIER CODE FOR DRAIN SERVICE LATERAL CONNECTION
 DNC#### = IDENTIFIER CODE FOR TERMINAL END OF GRAVITY DRAIN PIPE WITHOUT MANHOLE/CLEAN-OUT
 CB#### = IDENTIFIER CODE FOR CATCH BASIN
 CBL#### = IDENTIFIER CODE FOR CATCH BASIN LEAD



CONFIRM
 UNDERGROUND
 LOCATIONS WITH
 UTILITY COMPANIES

LEGEND - Existing services shown solid	
CABLE —TV—	SIDEWALK S/W
DRAIN —D—	TREE
GAS —G—	ELECTRIC POLE e
SEWER —S—	TEL POLE
WATER —W—	SURVEY MONUMENT
ELECTRICAL —E—	DRAIN MANHOLE
	CATCH BASIN
	DRAIN CLEANOUT
	DRAIN VENT
	IRON PIN
	GAS VALVE
	GAS SNIFFER
	GAS METER
	STREET LIGHT
	LEAD PLUG
	SEWER MANHOLE
	SEWER LAMPHOLE
	SEWER CLEANOUT
	SEWER VENT
	TRAVERSE HUB
	WATER VALVE
	FIRE HYDRANT
	WATER METER
	SERVICE VALVE
	P.K. NAIL

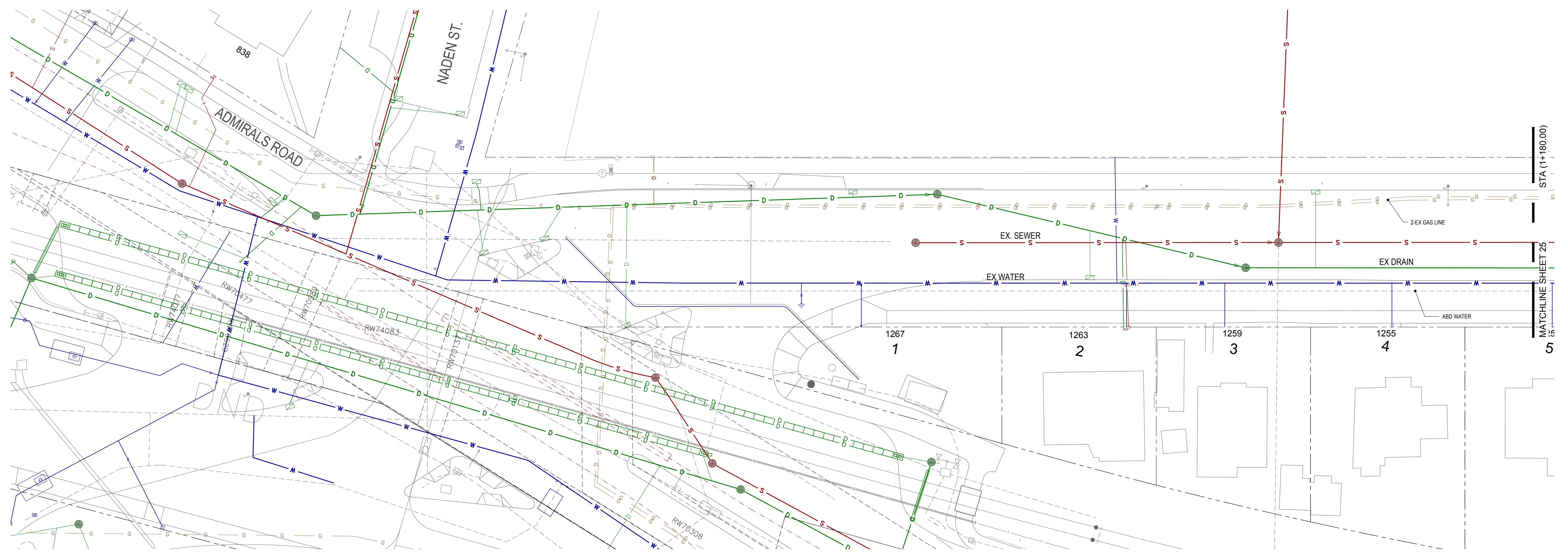
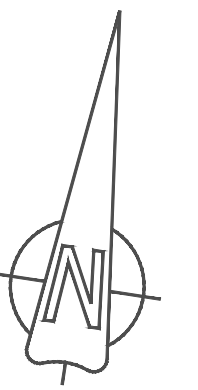
REVISIONS	
DESCRIPTION	ISSUED FOR REVIEW

REVISIONS APPROVED								
REVISION 1			REVISION 2			REVISION 3		
APP.	DATE	SIGN.	APP.	DATE	SIGN.	APP.	DATE	SIGN.

DESIGN APPROVED		
EXCEPTIONS	DATE	SIGN.
APPROVED BY	17.04.07	JM
DESIGN ENG.	17.04.07	JM
ASSIST. ENG.		
MUNICIPAL ENG.	17.04.07	JM

TOWNSHIP OF ESQUIMALT
 COLVILLE ROAD INVESTIGATIVE WORK
 DRAIN IDENTIFIER STA (2+800.00 - 2+948.70)
 CONTROL MONUMENTS
 DESIGN EFS DRAWN EFS SURVEY HH
 MUNICIPAL ENG. 17.04.07 JM
 SCALES: H = 250 V = 25 DATE 17.XX.XX

PROJECT CODE NO.	EXX
DESIGN DWG. NO.	ESQ-C210
Sheet #	23



CONFIRM UNDERGROUND LOCATIONS WITH UTILITY COMPANIES

LEGEND - Existing services shown solid	
CABLE —TV—	SIDEWALK S/W
DRAIN —D—	TREE
GAS —GAS—	ELECTRIC POLE E
SEWER —S—	TEL POLE
WATER —W—	SURVEY MONUMENT
ELECTRICAL —E—	
	DRAIN MANHOLE
	CATCH BASIN
	DRAIN CLEANOUT
	DRAIN VENT
	IRON PIN
	GAS VALVE
	GAS SNIFFER
	GAS METER
	STREET LIGHT
	LEAD PLUG
	SEWER MANHOLE
	SEWER LAMPHOLE
	SEWER CLEANOUT
	SEWER VENT
	TRAVERSE HUB
	WATER VALVE
	FIRE HYDRANT
	WATER METER
	SERVICE VALVE
	P.K. NAIL

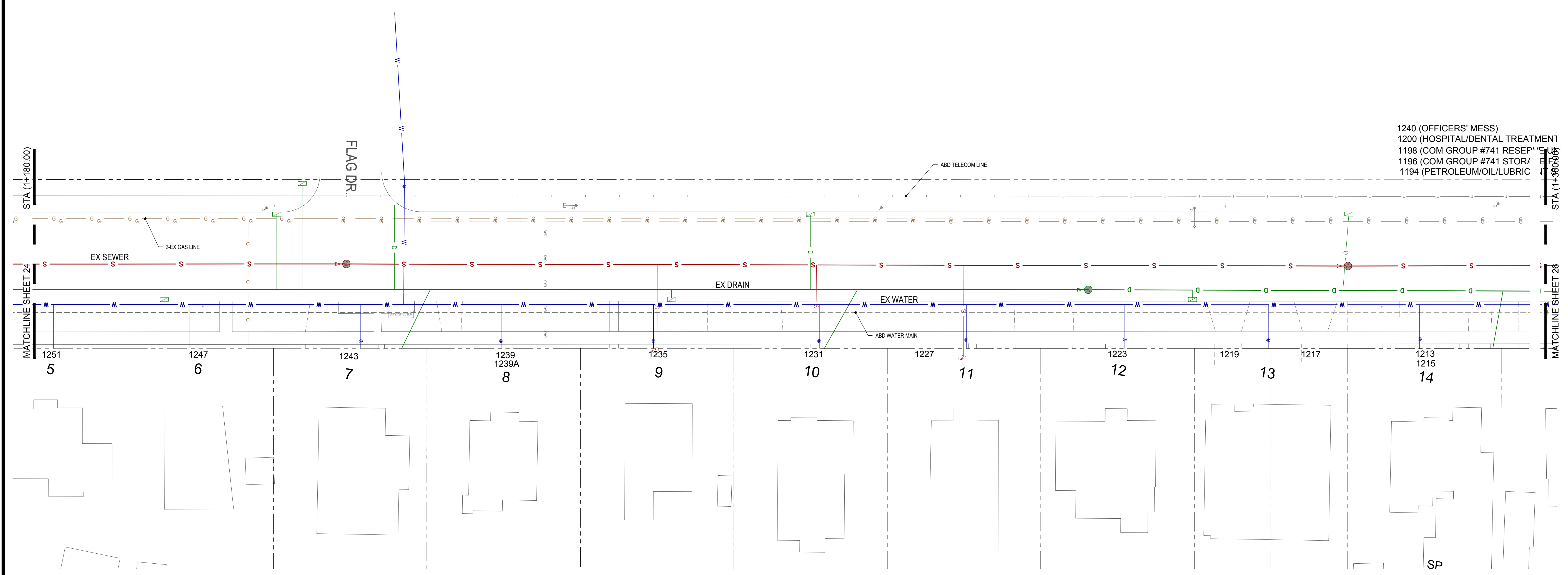
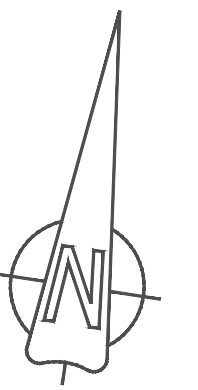
REVISIONS	DESCRIPTION
ISSUED FOR REVIEW	

REVISIONS APPROVED								
REVISION 1			REVISION 2			REVISION 3		
APP.	DATE	SIGN.	APP.	DATE	SIGN.	APP.	DATE	SIGN.

DESIGN APPROVED		
EXCEPTIONS	DATE	SIGN.
APPROVED BY	17.04.07	WW
DESIGN ENG.	17.04.07	JM
ASSIST. ENG.		
MUNICIPAL ENG.	17.04.07	JM

TOWNSHIP OF ESQUIMALT
COLVILLE ROAD INVESTIGATIVE WORK
COMBINED UTILITIES STA (1+040.30 - 1+180.00)
 CONTROL MONUMENTS
 DESIGN EFS DRAWN EFS SURVEY HH
 SCALES: H = 250 V = 25 DATE 17.XX.XX

PROJECT CODE NO.	EXX
DESIGN DWG. NO.	ESQ-C300
Sheet #	24



1240 (OFFICERS' MESS)
 1200 (HOSPITAL/DENTAL TREATMENT)
 1198 (COM GROUP #741 RESEF...)
 1196 (COM GROUP #741 STOR...)
 1194 (PETROLEUM/OIL/LUBRIC...)

CONFIRM
 UNDERGROUND
 LOCATIONS WITH
 UTILITY COMPANIES

LEGEND - Existing services shown solid	
CABLE —TV—	ELECTRIC POLE e
DRAIN —D—	TEL POLE T
GAS —G—	SURVEY MONUMENT S
SEWER —S—	SIDEWALK S/W
WATER —W—	TREE
ELECTRICAL —E—	DRAIN MANHOLE
	CATCH BASIN
	DRAIN CLEANOUT
	DRAIN VENT
	IRON PIN
	STREET LIGHT
	LEAD PLUG
	TRAVERSE HUB
	P.K. NAIL
	GAS VALVE
	GAS SNIFFER
	GAS METER
	SEWER CLEANOUT
	SEWER VENT
	SEWER LAMPHOLE
	SEWER CLEANOUT
	WATER VALVE
	FIRE HYDRANT
	WATER METER
	SERVICE VALVE

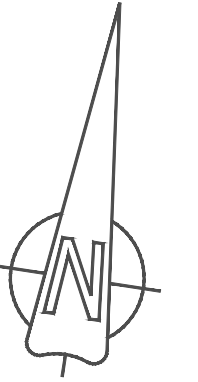
REVISIONS	
DESCRIPTION	ISSUED FOR REVIEW

REVISIONS APPROVED								
REVISION 1			REVISION 2			REVISION 3		
APP.	DATE	SIGN.	APP.	DATE	SIGN.	APP.	DATE	SIGN.

DESIGN APPROVED		
EXCEPTIONS	DATE	SIGN.

TOWNSHIP OF ESQUIMALT
 COLVILLE ROAD INVESTIGATIVE WORK
 COMBINED UTILITIES STA (1+180.00 - 1+360.00)
 CONTROL MONUMENTS
 DESIGN EFS DRAWN EFS SURVEY HH
 MUNICIPAL ENG. 17.04.07 JM
 SCALES: H = 250 V = 25
 DATE 17.XX.XX

PROJECT CODE NO.	EXX
DESIGN DWG. NO.	ESQ-C301
Sheet #	25



MENT FACILITY)
UNIT OFFICE)
FACILITY)
SHED)

STA (1+360.00)

MATCHLINE SHEET 25

1211

15

1207

16

1205A
1205B

17

1203

18

1201

19

SP
2619

INTERVALE AVE.

1187

1

1183

2

1179

3

1175

4

STA (1+540.00)

MATCHLINE SHEET 27

CONFIRM
UNDERGROUND
LOCATIONS WITH
UTILITY COMPANIES

LEGEND - Existing services shown solid	
CABLE —TV—	ELECTRIC POLE e
DRAIN —D—	TEL POLE t
GAS —GAS—	SURVEY MONUMENT
SEWER —S—	IRON PIN
WATER —W—	LEAD PLUG
ELECTRICAL —E—	TRaverse HUB
SIDEWALK S/W	P.K. NAIL
DRAIN MANHOLE	
GAS VALVE	
SEWER MANHOLE	
WATER VALVE	
TREE	
CATCH BASIN	
GAS SNIFFER	
SEWER LAMPHOLE	
FIRE HYDRANT	
DRAIN CLEANOUT	
GAS METER	
SEWER CLEANOUT	
WATER METER	
STREET LIGHT	
SEWER VENT	
SERVICE VALVE	

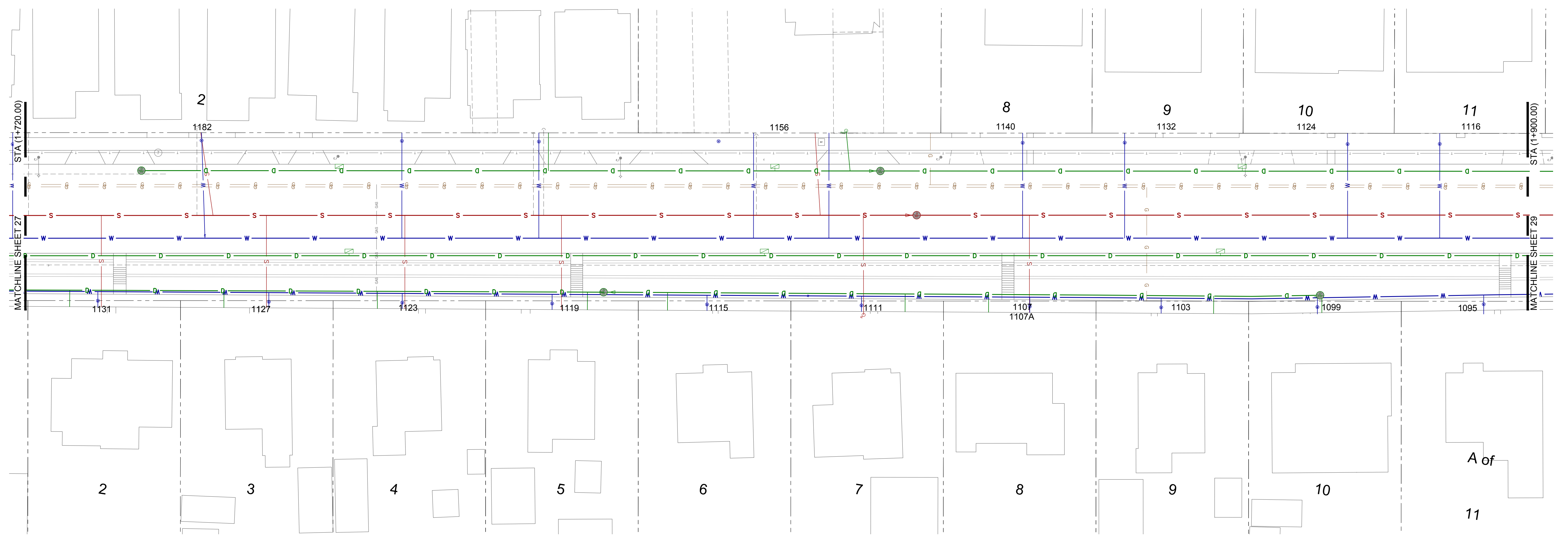
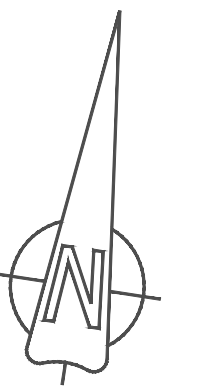
REVISIONS
ISSUED FOR REVIEW

REVISIONS APPROVED								
REVISION 1			REVISION 2			REVISION 3		
APP.	DATE	SIGN.	APP.	DATE	SIGN.	APP.	DATE	SIGN.

DESIGN APPROVED		
EXCEPTIONS	DATE	SIGN.
APPROVED BY	17.04.07	WW
DESIGN ENG.	17.04.07	JM
ASSIST. ENG.		
MUNICIPAL ENG.	17.04.07	JM

TOWNSHIP OF ESQUIMALT
COLVILLE ROAD INVESTIGATIVE WORK
COMBINED UTILITIES STA (1+360.00 - 1+540.00)
CONTROL MONUMENTS
DESIGN EFS DRAWN EFS SURVEY HH
SCALES: H=250 V=25 DATE 17.XX.XX

PROJECT CODE NO.	EXX
DESIGN DWG. NO.	ESQ-C302
Sheet #	26



CONFIRM
UNDERGROUND
LOCATIONS WITH
UTILITY COMPANIES


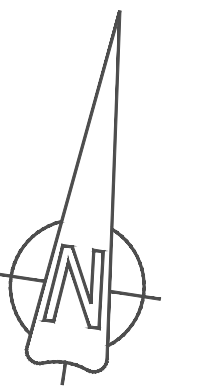
LEGEND - Existing services shown solid	
CABLE —TV—	SIDEWALK S/W
DRAIN —D—	TREE
GAS —GAS—	ELECTRIC POLE E
SEWER —S—	TEL POLE
WATER —W—	SURVEY MONUMENT
ELECTRICAL —E—	IRON PIN
	P.K. NAIL
	TRaverse HUB
	LEAD PLUG
	STREET LIGHT
	SEWER VENT
	SEWER CLEANOUT
	GAS METER
	GAS SNIFFER
	CATCH BASIN
	DRAIN CLEANOUT
	DRAIN MANHOLE
	GAS VALVE
	SEWER MANHOLE
	WATER VALVE
	FIRE HYDRANT
	WATER METER
	SERVICE VALVE

REVISIONS	REVISIONS APPROVED		
	REVISION 1	REVISION 2	REVISION 3
DESCRIPTION	APP.	DATE	SIGN.
ISSUED FOR REVIEW			

DESIGN APPROVED		
EXCEPTIONS	DATE	SIGN.
APPROVED BY	17.04.07	WW
DESIGN ENG.	17.04.07	JM
ASSIST. ENG.		
MUNICIPAL ENG.	17.04.07	JM

TOWNSHIP OF ESQUIMALT			
COLVILLE ROAD INVESTIGATIVE WORK			
COMBINED UTILITIES STA (1+720.00 - 1+900.00)			
CONTROL MONUMENTS	DESIGN EFS	DRAWN EFS	SURVEY HH
SCALES: H=250	V=25	DATE 17.XX.XX	

PROJECT CODE NO.	EXX
DESIGN DWG. NO.	ESQ-C304
Sheet #	28



**CONFIRM
UNDERGROUND
LOCATIONS WITH
UTILITY COMPANIES**

LEGEND - Existing services shown solid	
CABLE —TV—	ELECTRIC POLE e
DRAIN —D—	TEL POLE t
GAS —G—	SURVEY MONUMENT ⊕
SEWER —S—	IRON PIN ip
WATER —W—	STREET LIGHT sl
ELECTRICAL —E—	LEAD PLUG lp
SIDEWALK S/W	TRAVERSE HUB th
DRAIN MANHOLE	P.K. NAIL pk
GAS VALVE	
SEWER MANHOLE	
WATER VALVE	
CATCH BASIN	
GAS SNIFFER	
SEWER LAMPHOLE	
FIRE HYDRANT	
DRAIN CLEANOUT	
GAS METER	
SEWER CLEANOUT	
WATER METER	
DRAIN VENT	
STREET LIGHT	
SEWER VENT	
SERVICE VALVE	

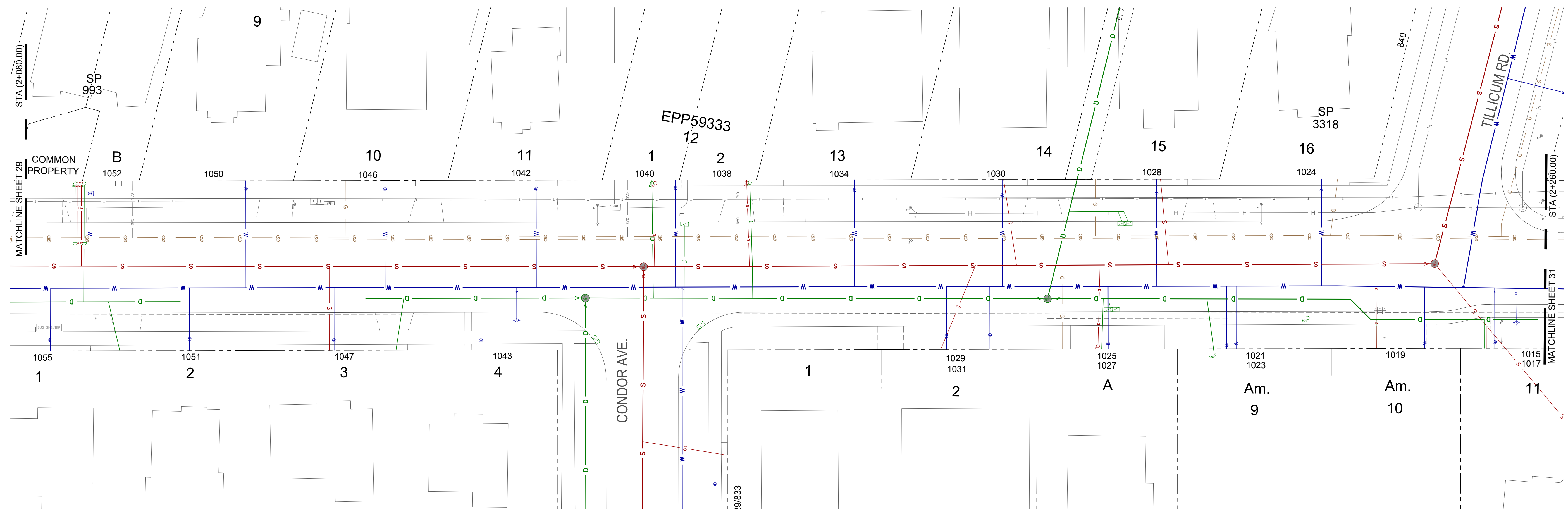
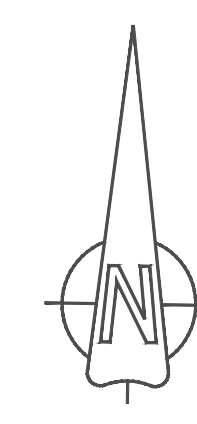
REVISIONS
ISSUED FOR REVIEW

REVISIONS APPROVED								
REVISION 1			REVISION 2			REVISION 3		
APP.	DATE	SIGN.	APP.	DATE	SIGN.	APP.	DATE	SIGN.

DESIGN APPROVED		
EXCEPTIONS	DATE	SIGN.
APPROVED BY	17.04.07	WW
DESIGN ENG.	17.04.07	JM
ASSIST. ENG.		
MUNICIPAL ENG.	17.04.07	JM

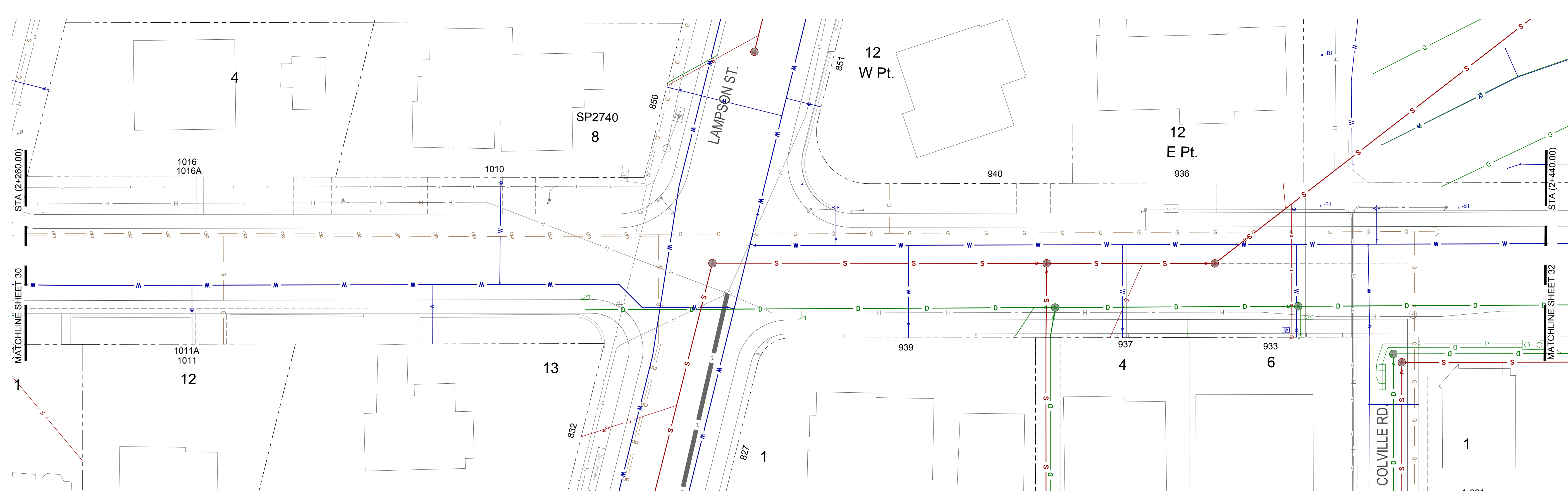
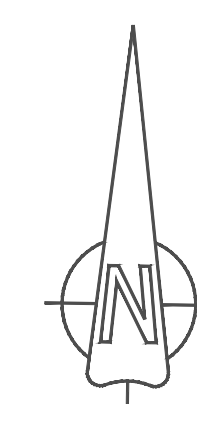
TOWNSHIP OF ESQUIMALT
COLVILLE ROAD INVESTIGATIVE WORK
COMBINED UTILITIES STA (1+900.00 - 2+080.00)
 CONTROL MONUMENTS
 DESIGN EFS DRAWN EFS SURVEY HH
 SCALES: H=250 V=25 DATE 17.XX.XX

PROJECT CODE NO.	EXX
DESIGN DWG. NO.	ESQ-C305
Sheet #	29



CONFIRM UNDERGROUND LOCATIONS WITH UTILITY COMPANIES	LEGEND - Existing services shown solid										REVISIONS DESCRIPTION ISSUED FOR REVIEW			REVISIONS APPROVED			DESIGN APPROVED			TOWNSHIP OF ESQUIMALT COLVILLE ROAD INVESTIGATIVE WORK COMBINED UTILITIES STA (2+080.00 - 2+260.00)		PROJECT CODE NO.	EXX
	CABLE —TV—	SIDEWALK S/W	TREE	ELECTRIC POLE e	TEL POLE	SURVEY MONUMENT	REVISION 1	REVISION 2	REVISION 3	EXCEPTIONS				DATE	SIGN	APPROVED BY	17.04.07	WW	CONTROL MONUMENTS			DESIGN DWG. NO.	ESQ-C306
	DRAIN —D—	DRAIN MANHOLE	CATCH BASIN	DRAIN CLEANOUT	DRAIN VENT	IRON PIN	APP.	DATE	SIGN	APP.	DATE	SIGN	APP.	DATE	SIGN	DESIGN EFS	DRAWN EFS	SURVEY HH	Sheet #	30			
	GAS —G—	GAS VALVE	GAS SNIFFER	GAS METER	STREET LIGHT	LEAD PLUG										MUNICIPAL ENG.	17.04.07	JM	DATE 17.XX.XX				

SCALES: H = 250 V = 25
 DATE 17.XX.XX



CONFIRM
UNDERGROUND
LOCATIONS WITH
UTILITY COMPANIES

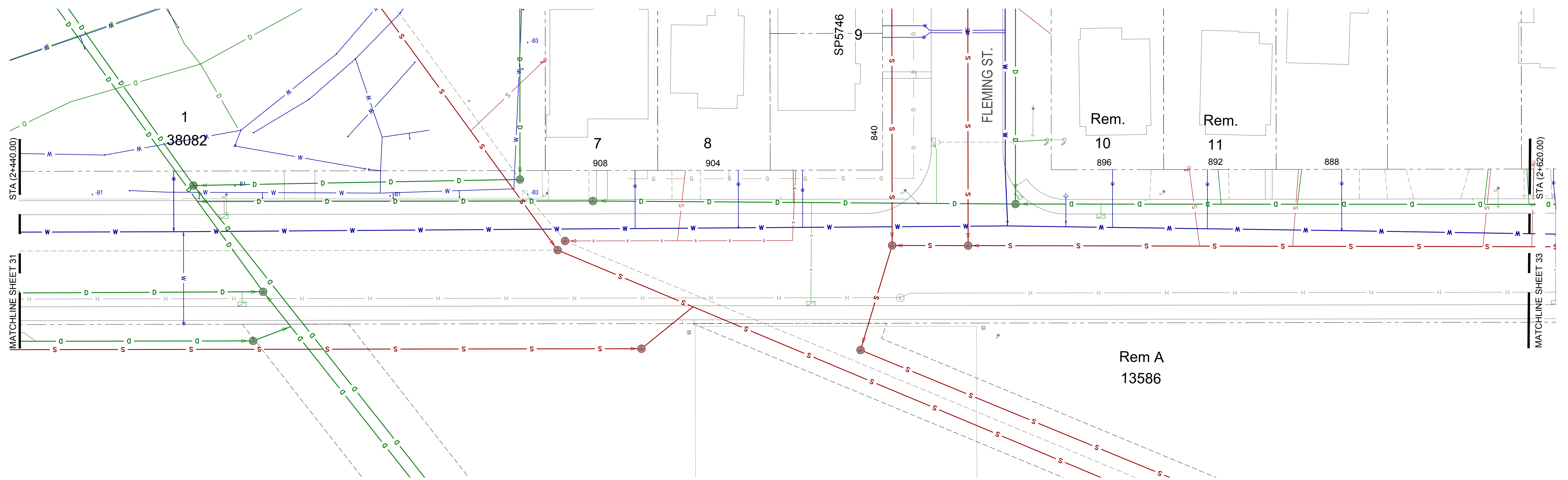
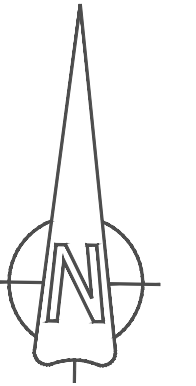
LEGEND - Existing services shown solid	
CABLE —TV—	ELECTRIC POLE e
DRAIN —D—	TEL POLE t
GAS —GAS—	SURVEY MONUMENT ⊕
SEWER —S—	IRON PIN ip
WATER —W—	STREET LIGHT sl
ELECTRICAL —E—	LEAD PLUG lp
SIDEWALK S/W	TRaverse HUB
TREE	P.K. NAIL
CATCH BASIN	
DRAIN CLEANOUT	
GAS SNIFFER	
GAS METER	
SEWER CLEANOUT	
SEWER LAMPHOLE	
SEWER CLEANOUT	
WATER VALVE	
FIRE HYDRANT	
WATER METER	
SERVICE VALVE	

REVISIONS	REVISION 1			REVISION 2			REVISION 3		
	APP.	DATE	SIGN.	APP.	DATE	SIGN.	APP.	DATE	SIGN.
ISSUED FOR REVIEW									

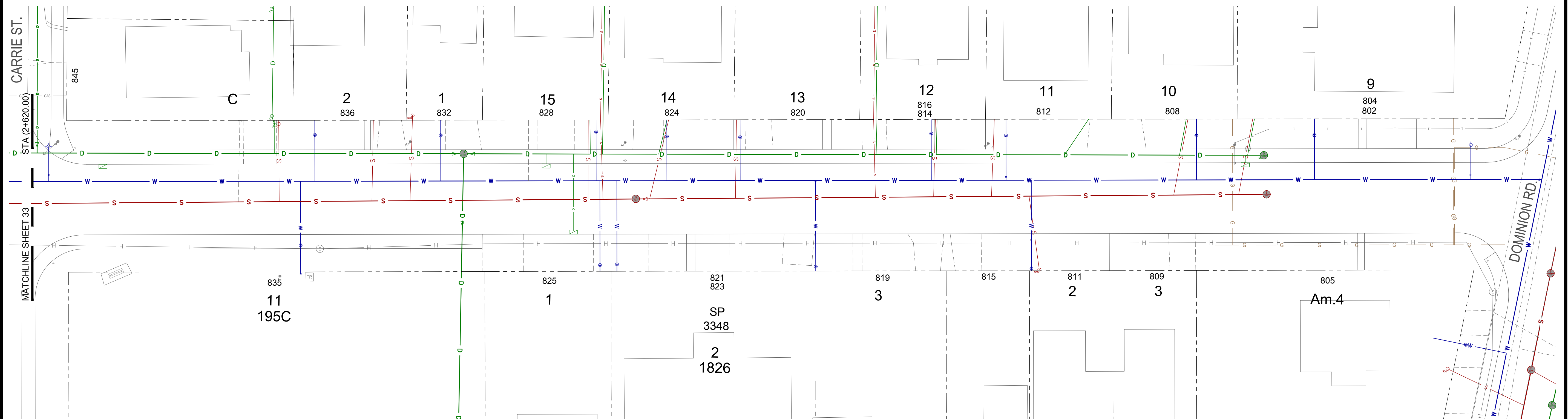
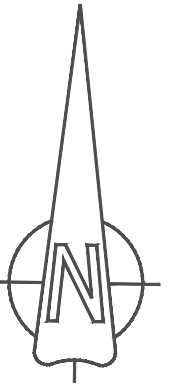
DESIGN APPROVED	REVISIONS APPROVED		
	APP.	DATE	SIGN.
APPROVED BY	17.04.07	JM	
DESIGN ENG.	17.04.07	JM	
ASSIST. ENG.			
MUNICIPAL ENG.	17.04.07	JM	

TOWNSHIP OF ESQUIMALT			
COLVILLE ROAD INVESTIGATIVE WORK			
COMBINED UTILITIES STA (2+260.00 - 2+440.00)			
CONTROL MONUMENTS	DESIGN EFS	DRAWN EFS	SURVEY HH
SCALES: H=250 V=25	DATE 17.XX.XX		

PROJECT CODE NO.	EXX
DESIGN DWG. NO.	ESQ-C307
Sheet #	31



CONFIRM UNDERGROUND LOCATIONS WITH UTILITY COMPANIES	LEGEND - Existing services shown solid										REVISIONS DESCRIPTION ISSUED FOR REVIEW			REVISIONS APPROVED						DESIGN APPROVED			TOWNSHIP OF ESQUIMALT		PROJECT CODE NO.	EXX
	CABLE —TV—	SIDEWALK S/W	TREE	ELECTRIC POLE e	TEL POLE	SURVEY MONUMENT	REVISION 1	REVISION 2		REVISION 3				EXCEPTIONS	DATE	SIGN	COLVILLE ROAD INVESTIGATIVE WORK COMBINED UTILITIES STA (2+440.00 - 2+620.00)			DESIGN DWG. NO.	ESQ-C308					
	DRAIN —D—	DRAIN MANHOLE	CATCH BASIN	DRAIN CLEANOUT	DRAIN VENT	IRON PIN	APP.	DATE	SIGN	APP.	DATE	SIGN	APP.	DATE	SIGN	APPROVED BY	17.04.07	WW	CONTROL MONUMENTS	Sheet #	32					
	GAS —G—	GAS VALVE	GAS SNIFFER	GAS METER	STREET LIGHT	LEAD PLUG										DESIGN ENG.	17.04.07	JM	DESIGN EFS	DATE	17.XX.XX					
SEWER —S—	SEWER MANHOLE	SEWER LAMPHOLE	SEWER CLEANOUT	SEWER VENT	TRAVERSE HUB										ASSIST. ENG.			DRAWN EFS								
WATER —W—	WATER VALVE	FIRE HYDRANT	WATER METER	SERVICE VALVE	P.K. NAIL										MUNICIPAL ENG.	17.04.07	JM	SURVEY HH								
ELECTRICAL —E—																		SCALES: H=250 V=25								



CONFIRM
UNDERGROUND
LOCATIONS WITH
UTILITY COMPANIES

LEGEND - Existing services shown solid	
CABLE —TV—	TEL POLE —T—
DRAIN —D—	SURVEY MONUMENT —SM—
GAS —GAS—	IRON PIN —IP—
SEWER —S—	STREET LIGHT —SL—
WATER —W—	LEAD PLUG —LP—
ELECTRICAL —E—	TRaverse HUB —TH—
SIDEWALK S/W	P.K. NAIL —PK—
TREE	
DRAIN MANHOLE	DRAIN CLEANOUT
GAS VALVE	GAS METER
SEWER MANHOLE	SEWER CLEANOUT
WATER VALVE	WATER METER
FIRE HYDRANT	SERVICE VALVE

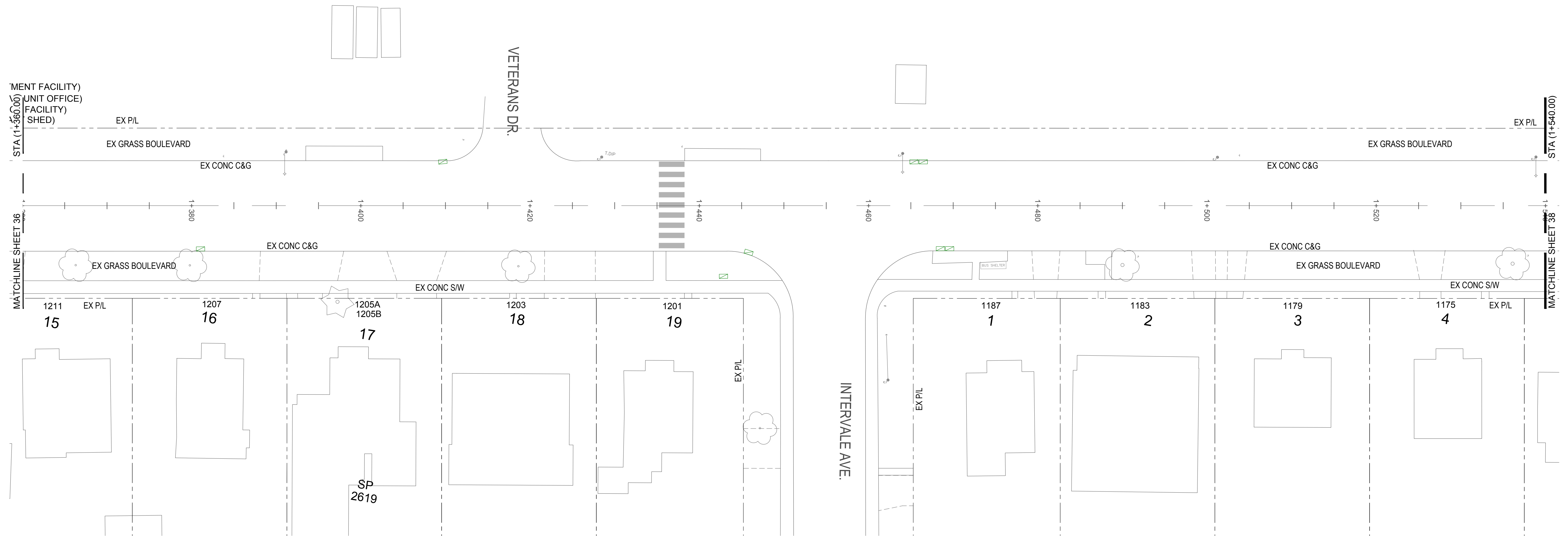
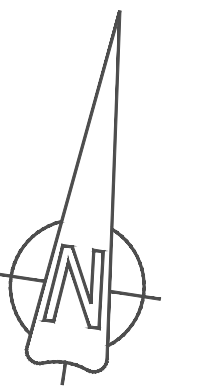
REVISIONS
ISSUED FOR REVIEW

REVISIONS APPROVED								
REVISION 1			REVISION 2			REVISION 3		
APP.	DATE	SIGN.	APP.	DATE	SIGN.	APP.	DATE	SIGN.

DESIGN APPROVED		
EXCEPTIONS	DATE	SIGN.
APPROVED BY	17.04.07	JM
DESIGN ENG.	17.04.07	JM
ASSIST. ENG.		
MUNICIPAL ENG.	17.04.07	JM

TOWNSHIP OF ESQUIMALT			
COLVILLE ROAD INVESTIGATIVE WORK			
COMBINED UTILITIES STA (2+620.00 - 2+800.00)			
CONTROL MONUMENTS	DESIGN EFS	DRAWN EFS	SURVEY HH
SCALES: H=250 V=25	DATE 17.XX.XX		

PROJECT CODE NO.	EXX
DESIGN DWG. NO.	ESQ-C310
Sheet #	34



CONFIRM
UNDERGROUND
LOCATIONS WITH
UTILITY COMPANIES

LEGEND - Existing services shown solid	
CABLE —TV—	ELECTRIC POLE e
DRAIN —D—	TEL POLE t
GAS —GAS—	SURVEY MONUMENT
SEWER —S—	IRON PIN ip
WATER —W—	LEAD PLUG lp
ELECTRICAL —E—	TRAVERSE HUB
SIDEWALK S/W	P.K. NAIL pk
TREE	
CATCH BASIN	
DRAIN CLEANOUT	
GAS METER	
SEWER CLEANOUT	
GAS SNIFFER	
SEWER LAMPHOLE	
WATER METER	
FIRE HYDRANT	
WATER METER	
SERVICE VALVE	

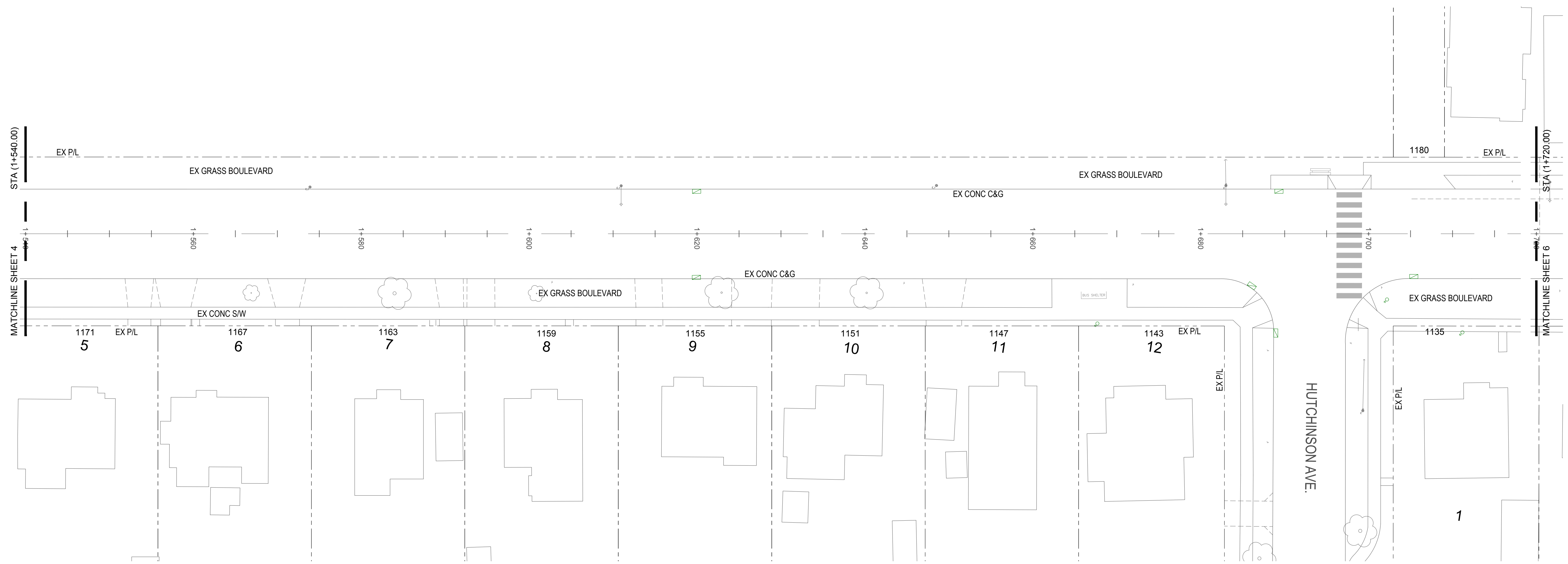
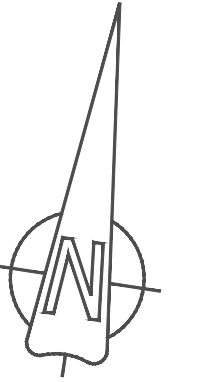
REVISIONS	REVISION 1			REVISION 2			REVISION 3		
	APP.	DATE	SIGN.	APP.	DATE	SIGN.	APP.	DATE	SIGN.
ISSUED FOR REVIEW									

DESIGN APPROVED	REVISION 1			REVISION 2			REVISION 3		
	APP.	DATE	SIGN.	APP.	DATE	SIGN.	APP.	DATE	SIGN.
DESIGN ENG.		17.04.07	JM						
ASSIST. ENG.									
MUNICIPAL ENG.		17.04.07	JM						

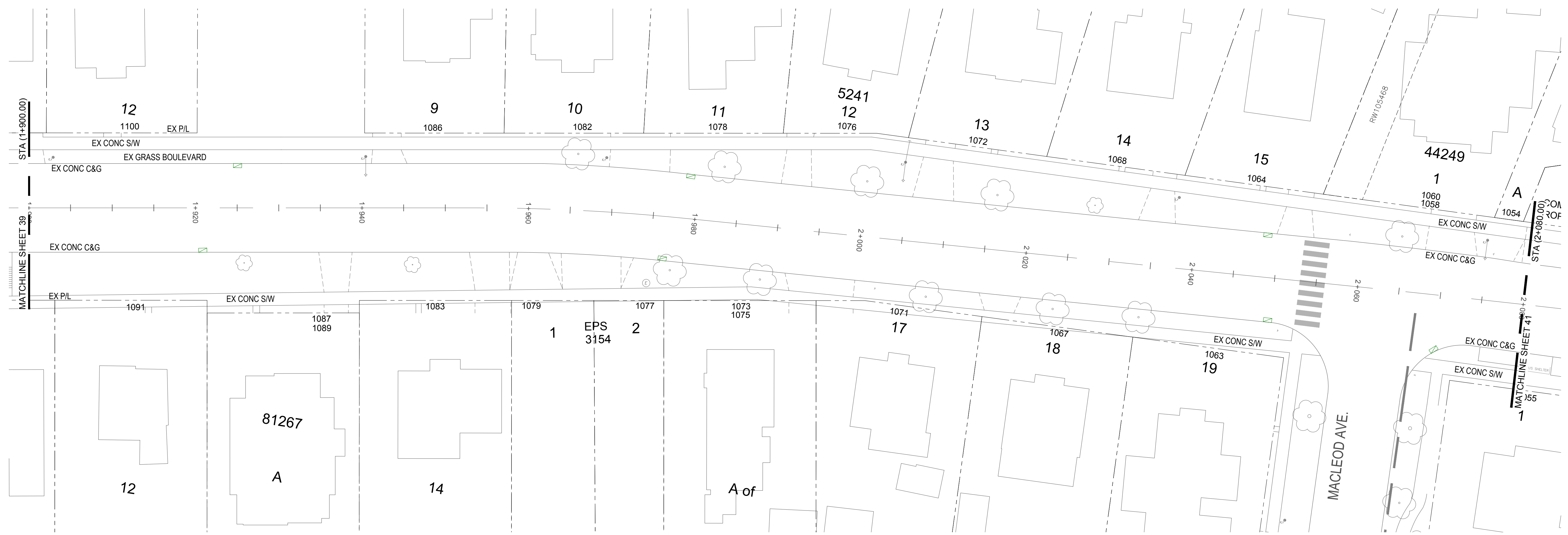
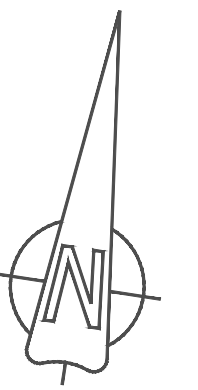
DESIGN APPROVED			
EXCEPTIONS	DATE	SIGN.	
APPROVED BY	17.04.07	WW	
DESIGN ENG.	17.04.07	JM	
ASSIST. ENG.			
MUNICIPAL ENG.	17.04.07	JM	

TOWNSHIP OF ESQUIMALT
COLVILLE ROAD INVESTIGATIVE WORK
ROAD CORRIDOR IDENTIFIER STA (1+360.00 - 1+540.00)
CONTROL MONUMENTS
DESIGN EFS DRAWN EFS SURVEY HH
SCALES: H=250 V=25 DATE 17.XX.XX

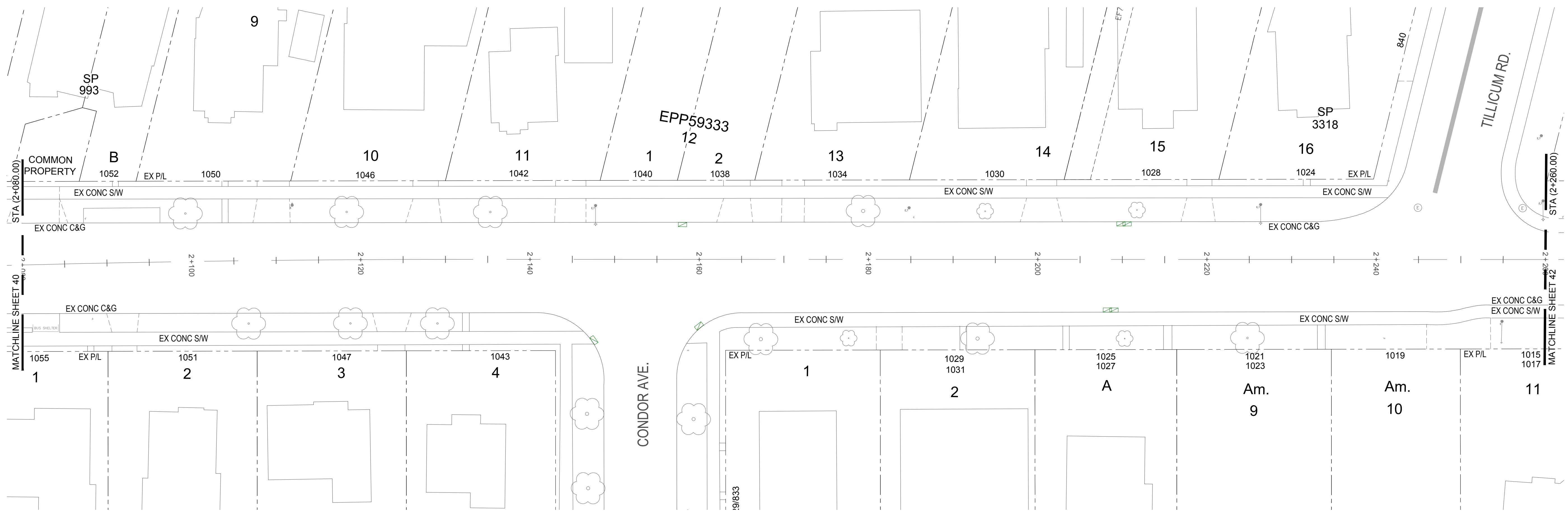
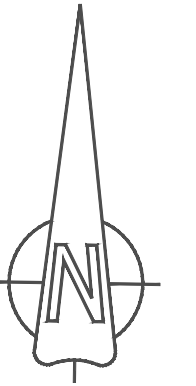
PROJECT CODE NO.	EXX
DESIGN DWG. NO.	ESQ-C402
Sheet #	37



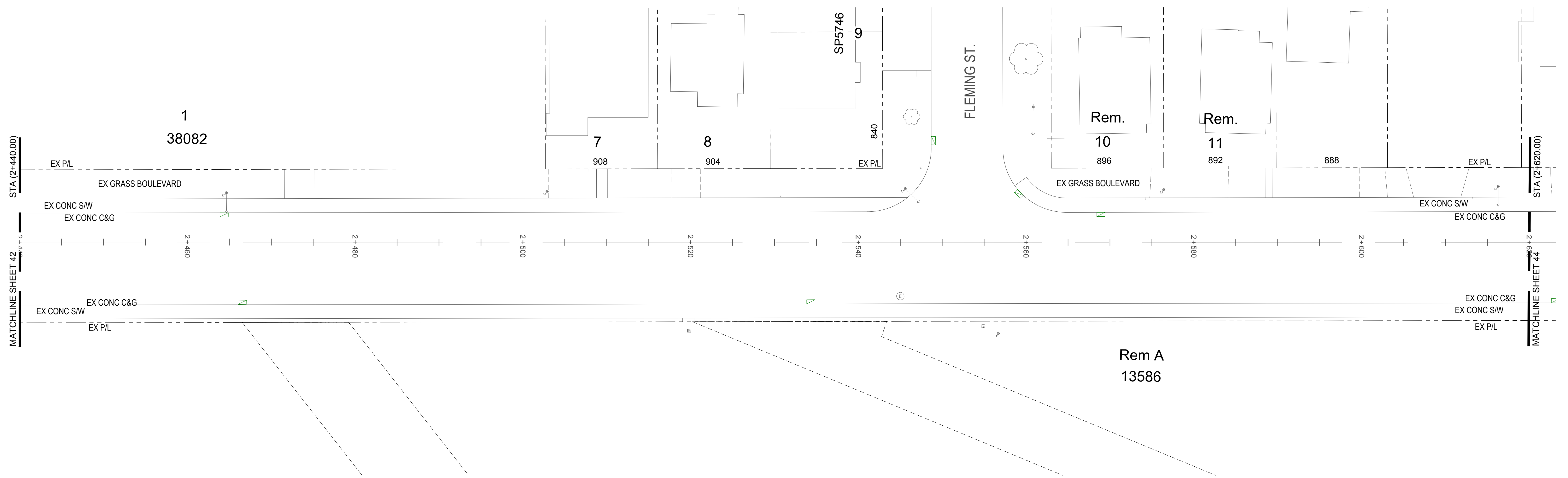
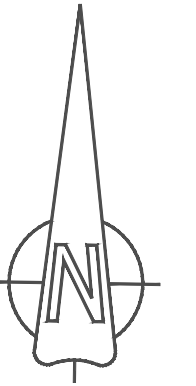
CONFIRM UNDERGROUND LOCATIONS WITH UTILITY COMPANIES	LEGEND - Existing services shown solid															REVISIONS DESCRIPTION ISSUED FOR REVIEW			REVISIONS APPROVED									DESIGN APPROVED			TOWNSHIP OF ESQUIMALT COLVILLE ROAD INVESTIGATIVE WORK ROAD CORRIDOR IDENTIFIER STA (1+540.00 - 1+720.00)		PROJECT CODE NO.	EXX
	CABLE —TV—	SIDEWALK S/W	TREE	ELECTRIC POLE e	TEL POLE t	SURVEY MONUMENT	DRAIN —D—	DRAIN MANHOLE	CATCH BASIN	DRAIN CLEANOUT	DRAIN VENT	IRON PIN	REVISION 1	REVISION 2	REVISION 3				EXCEPTIONS	DATE	SIGN	APPROVED BY	17.04.07	WW	DESIGN DWG. NO.	ESQ-C403								
	GAS —GAS—	GAS VALVE	GAS SNIFFER	GAS METER	STREET LIGHT	LEAD PLUG	APP.	DATE	SIGN	APP.	DATE	SIGN	APP.	DATE	SIGN	DESIGN ENG.	17.04.07	JM	ASSIST. ENG.	17.04.07	JM	DESIGN EFS	DRAWN EFS	SURVEY HH	Sheet #	38								
	SEWER —S—	SEWER MANHOLE	SEWER LAMPHOLE	SEWER CLEANOUT	SEWER VENT	TRAVERSE HUB										MUNICIPAL ENG.	17.04.07	JM	MUNICIPAL ENG.	17.04.07	JM	CONTROL MONUMENTS	DATE	17.XX.XX										
WATER —W—	WATER VALVE	FIRE HYDRANT	WATER METER	SERVICE VALVE	P.K. NAIL																SCALES:	H = 250	V = 25											



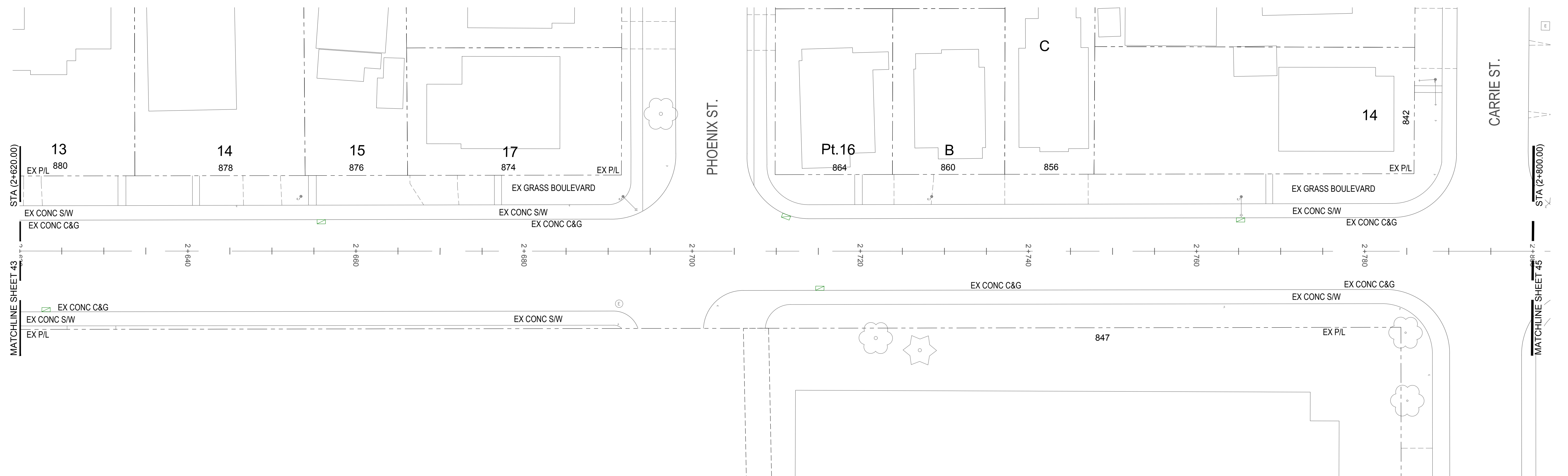
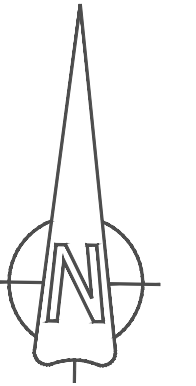
CONFIRM UNDERGROUND LOCATIONS WITH UTILITY COMPANIES	LEGEND - Existing services shown solid										REVISIONS DESCRIPTION ISSUED FOR REVIEW			REVISIONS APPROVED									DESIGN APPROVED			TOWNSHIP OF ESQUIMALT		PROJECT CODE NO.	EXX																																														
	CABLE —TV— DRAIN —D— GAS —G— SEWER —S— WATER —W— ELECTRICAL —E—													SIDEWALK S/W DRAIN MANHOLE GAS VALVE SEWER MANHOLE WATER VALVE										TREE CATCH BASIN GAS SNIFFER SEWER LAMPHOLE FIRE HYDRANT										ELECTRIC POLE DRAIN CLEANOUT GAS METER SEWER CLEANOUT WATER METER										TEL POLE DRAIN VENT STREET LIGHT SEWER VENT SERVICE VALVE										SURVEY MONUMENT IRON PIN LEAD PLUG TRAVERSE HUB P.K. NAIL										EXCEPTIONS APPROVED BY ASSIST. ENG. MUNICIPAL ENG.			DATE 17.04.07 17.04.07 17.04.07			SIGN WW JM			CONTROL MONUMENTS DESIGN EFS SCALES: H=250 V=25		SURVEY HH DATE 17.XX.XX
	S/W CATCH BASIN GAS SNIFFER SEWER LAMPHOLE FIRE HYDRANT										DRAIN CLEANOUT GAS METER SEWER CLEANOUT WATER METER										DRAIN VENT STREET LIGHT SEWER VENT SERVICE VALVE										SURVEY MONUMENT IRON PIN LEAD PLUG TRAVERSE HUB P.K. NAIL										APPROVED BY DESIGN ENG.			DATE 17.04.07			SIGN JM			DESIGN EFS SCALES: H=250 V=25		SURVEY HH DATE 17.XX.XX		DESIGN DWG. NO. ESQ-C405	Sheet # 40																				
	S/W CATCH BASIN GAS SNIFFER SEWER LAMPHOLE FIRE HYDRANT										DRAIN CLEANOUT GAS METER SEWER CLEANOUT WATER METER										DRAIN VENT STREET LIGHT SEWER VENT SERVICE VALVE										SURVEY MONUMENT IRON PIN LEAD PLUG TRAVERSE HUB P.K. NAIL										APPROVED BY DESIGN ENG.			DATE 17.04.07			SIGN JM			DESIGN EFS SCALES: H=250 V=25		SURVEY HH DATE 17.XX.XX		DESIGN DWG. NO. ESQ-C405	Sheet # 40																				



CONFIRM UNDERGROUND LOCATIONS WITH UTILITY COMPANIES	LEGEND - Existing services shown solid										REVISIONS			REVISIONS APPROVED			DESIGN APPROVED			TOWNSHIP OF ESQUIMALT		PROJECT CODE NO.	EXX
	CABLE —TV—	SIDEWALK S/W	TREE	ELECTRIC POLE e	TEL POLE	SURVEY MONUMENT	DESCRIPTION			REVISION 1	REVISION 2	REVISION 3	EXCEPTIONS	DATE	SIGN	COLVILLE ROAD INVESTIGATIVE WORK ROAD CORRIDOR IDENTIFIER STA (2+080.00 - 2+260.00)			DESIGN DWG. NO.	ESQ-C406			
	DRAIN —D—	DRAIN MANHOLE	CATCH BASIN	DRAIN CLEANOUT	DRAIN VENT	IRON PIN	ISSUED FOR REVIEW	APP.	DATE	SIGN	APP.	DATE	SIGN	APP.	DATE				SIGN		APPROVED BY	17.04.07	WW
	GAS —G—	GAS VALVE	GAS SNIFFER	GAS METER	STREET LIGHT	LEAD PLUG							DESIGN ENG.	17.04.07	JM	CONTROL MONUMENTS			Sheet #	41			
SEWER —S—	SEWER MANHOLE	SEWER LAMPHOLE	SEWER CLEANOUT	SEWER VENT	TRAVERSE HUB							ASSIST. ENG.			DESIGN EFS	DRAWN EFS	SURVEY HH	DATE 17.XX.XX					
WATER —W—	WATER VALVE	FIRE HYDRANT	WATER METER	SERVICE VALVE	P.K. NAIL							MUNICIPAL ENG.	17.04.07	JM	SCALES: H=250 V=25								



CONFIRM UNDERGROUND LOCATIONS WITH UTILITY COMPANIES	LEGEND - Existing services shown solid										REVISIONS DESCRIPTION ISSUED FOR REVIEW			REVISIONS APPROVED			DESIGN APPROVED			TOWNSHIP OF ESQUIMALT COLVILLE ROAD INVESTIGATIVE WORK ROAD CORRIDOR IDENTIFIER STA (2+440.00 - 2+620.00)		PROJECT CODE NO.	EXX
	CABLE —TV—	SIDEWALK S/W	TREE	ELECTRIC POLE e	TEL POLE T	SURVEY MONUMENT	DRAIN —D—	DRAIN MANHOLE	CATCH BASIN	DRAIN CLEANOUT				DRAIN VENT	IRON PIN	REVISION 1	REVISION 2	REVISION 3	EXCEPTIONS	DATE	SIGN	CONTROL MONUMENTS	
	GAS —GAS—	GAS VALVE	GAS SNIFFER	GAS METER	STREET LIGHT	LEAD PLUG	APP.	DATE	SIGN	APP.	DATE	SIGN	APP.	DATE	SIGN	APPROVED BY	17.04.07	JM	DESIGN	DATE	SHEET #	43	
	SEWER —S—	SEWER MANHOLE	SEWER LAMPHOLE	SEWER CLEANOUT	SEWER VENT	TRAVERSE HUB										ASSIST. ENG.			DESIGN	DATE			
WATER —W—	WATER VALVE	FIRE HYDRANT	WATER METER	SERVICE VALVE	P.K. NAIL										MUNICIPAL ENG.	17.04.07	JM	SCALES: H = 250 V = 25	SURVEY DATE	17.XX.XX			



CONFIRM
UNDERGROUND
LOCATIONS WITH
UTILITY COMPANIES

LEGEND - Existing services shown solid	
CABLE —TV—	ELECTRIC POLE e
DRAIN —D—	TEL POLE T
GAS —GAS—	SEWER MANHOLE S
SEWER —S—	WATER VALVE W
WATER —W—	ELECTRIC POLE e
ELECTRICAL —E—	SEWER MANHOLE S

REVISIONS
ISSUED FOR REVIEW

REVISIONS APPROVED								
REVISION 1			REVISION 2			REVISION 3		
APP.	DATE	SIGN.	APP.	DATE	SIGN.	APP.	DATE	SIGN.

DESIGN APPROVED		
EXCEPTIONS	DATE	SIGN.
APPROVED BY	17.04.07	WW
DESIGN ENG.	17.04.07	JM
ASSIST. ENG.		
MUNICIPAL ENG.	17.04.07	JM

TOWNSHIP OF ESQUIMALT			
COLVILLE ROAD INVESTIGATIVE WORK			
ROAD CORRIDOR IDENTIFIER STA (2+620.00 - 2+800.00)			
CONTROL MONUMENTS			
DESIGN	EFS	DRAWN	EFS
SURVEY		HH	
DATE		17.XX.XX	
SCALES: H = 250 V = 25			

PROJECT CODE NO.	EXX
DESIGN DWG. NO.	ESQ-C409
Sheet #	44

