

## **ADDENDUM #3**

### **Tender No. ENG 26-03 – TOE Esquimalt Rd Phase 2 – Active Transportation and Underground Utility Renewals**

Please note the following Clarifications, Questions and Answers for the above noted Tender is to be known as Addendum #3. Bidders are to reference receipt of Addendum #3 in their submission.

#### **Additions, Revisions, and Clarifications**

The following Contract Documents are revised or added by this Addendum #3. The revised and added sections are listed below in italics and are detailed in the items that follow:

- *Contract Drawings, Sheet 07 of 16 (Civil Roadworks)*
- *Appendix 1 – Schedule of Quantities and Prices (REVISED REV1), included with this Addendum*
- *Supplementary Specifications, Section 33 05 24 – Cured In Place Pipe Liners*
- *Supplementary Specifications, Section 33 11 01 – Waterworks*
- *Environmental Soil Characterization Report (added, attached to this Addendum)*

#### **Clarifications:**

1. Clarification, Drawing Sheet 07 of 16 (Civil Roadworks, STA 12+000 to STA 12+140), at approx. STA 12+019: The note "Relocate existing water meter box to sidewalk. To be completed by others. Contractor to coordinate with City of Victoria." is revised. This work is now included in the Contract and shall be completed by the Contractor in coordination with the City of Victoria. Refer to new Item 5.62 in the revised Schedule of Quantities.
2. Clarification, Water Meters (Section 33 11 01 – Waterworks, Items 5.37, 5.38, 5.39, and 5.62): For all water meter work under this Contract, the water meter will be both supplied and installed by the City of Victoria; meter supply and installation is not included in the Contractor's scope. Where existing water meters are to be removed, the Contractor shall provide advance notice to and coordinate with City of Victoria Operations, and a City of Victoria staff member will witness the removal of each existing meter.

#### **Additions and Revisions to Appendix 1 – Schedule of Quantities and Prices:**

##### **New Line Items**

- **Item 5.59** – CIPP Trenchless Point Repair, DGM0648 (Storm 200), 3.5 m long. Each. Quantity 1.
- **Item 5.60** – Service CIPP Lining Storm 150 (Optional). Each. Quantity 4.
- **Item 5.61** – Storm Inspection Chambers (Optional). Each. Quantity 3.
- **Item 5.62** – Relocate Existing Water Service and Meter Box, utilizing the existing main connection, including meter box and setter (City of Victoria will supply and install meter), in coordination with City of Victoria. Each. Quantity 1.

### Revised Line Items

- **Item 5.9** – CIPP Lining Storm 200. Revised to incorporate the full length, manhole to manhole lining of Segment DGM0647. Quantity revised to 209.2 lineal metres.
- **Item 5.10** – CIPP Lining Storm 250. Revised to incorporate the full length, manhole to manhole lining of Segment DGM0920. Quantity revised to 92.5 lineal metres.
- **Item 5.11** – Storm Sewer Main Rehabilitation, 200 mm Dia., Sectional CIPP Lining (Optional). Deleted from the Tender; this scope is addressed by Item 5.50.
- **Item 5.13** – Service Reconnection. Quantity revised to 30 each.
- **Items 5.37, 5.38, 5.39, and 5.62** – Water Service items. Revised to confirm that the water meter is supplied and installed by the City of Victoria, as noted under Clarifications above.

### Additions and Revisions to the Supplementary Specifications:

- **Section 33 05 24, Cured In Place Pipe Liners** – Delete Clause 1.9.8 and replace with Clause 1.9.8S, revising the measurement and payment for sewer lining to a lineal metre basis.
- **Section 33 05 24, Cured In Place Pipe Liners** – Add Clause 1.9.12 establishing measurement and payment for CIPP Trenchless Point Repair, in support of new Item 5.59.
- **Section 33 05 24, Cured In Place Pipe Liners** – Add Clause 1.9.13 establishing measurement and payment for Service CIPP Lining, in support of the Service CIPP Lining items, including new Item 5.60.
- **Section 33 11 01, Waterworks** – Add Clause 1.8.18S establishing measurement and payment for relocation of the existing water service and meter box, in support of new Item 5.62.

### Bidder Questions and Township Answers:

**Question #1:** Can you please confirm that September 30, 2026 is a hard milestone for paving?

**Answer#1:** Yes. September 30, 2026 is the contractual Paving Milestone Date for the project.

This requirement is identified in Instructions to tenders 4.0 additional instructions to tenders' item 4.16, Appendix 2 – Preliminary Construction Schedule, Milestone, and Supplementary General Conditions GC 4.6.1.3.

Tenderers shall account for this milestone in their schedule, method of construction, and Tender Price.

**Question #2:** Drawing E-13 indicates RRFB Controller Cabinets on Poles 1 and 3. Please confirm if this is correct.

**Answer#2:** Yes. Drawing E-13 is correct.

Carmanah has recently provided updated guidance regarding the RRFB design at this intersection. Based on the total number of RRFB flasher bars at the intersection, RRFB controller cabinets are required on Poles 1 and 3.

**Question #3:** Is there any CCTV available for the CIPP segments that the Township can provide prior to bid submission to help assess the level of pipe preparation, cleaning and root removal required.

**Answer#3:** The Township will not be providing CCTV information.

As noted on the contract drawings, the Contractor shall conduct CCTV pre-inspections of the identified segments and submit inspection reports to the Contract Administrator minimum 3 weeks prior to construction. The purpose of the pre-inspection is to verify existing pipe conditions and confirm suitability for the proposed rehabilitation work immediately prior to construction.

**Question #4:** Are there profile drawings available for the storm and sanitary segments being relined? What depth should be assumed at each of the manholes and for minimum and maximum ground cover?

**Answer#4:** No profile drawings are available for the storm and sanitary segments being relined. For reference purposes, bidders may access available GIS asset information through the Township's GIS system using the following guest login credentials:

**URL:**

<https://esquimalt.maps.arcgis.com/apps/webappviewer/index.html?id=7b8d8ea920104f3fbb87f9a985b5507f>

**Username:** *Esquimalt\_Guest*

**Password:** *EsqITT2026*

The information is provided for reference only. The successful Contractor is responsible for confirming existing pipe depths, manhole inverts, and site conditions prior to construction.

**Question #5:** Segments DGM0648, DGM0647 and DGH0920: Scope of work on these three segments are for CIPP Spot Repairs ranging from 4.5 m to 21.5 m. Would the Township consider Full Length Relining these segments?

**Answer#5:** The Township has revised the rehabilitation scope for these segments:

- **DGM0648 (200 mm storm)** remains a sectional CIPP spot repair and has been separated into its own line item.
- **DGM0647 (200 mm storm)** is revised to full-length, manhole-to-manhole CIPP lining and incorporated into Item 5.9 – CIPP Lining Storm 200.
- **DGM0920 (250 mm storm)** is revised to full-length, manhole-to-manhole CIPP lining and incorporated into Item 5.10 – CIPP Lining Storm 250.

As DGM0647 and DGM0920 are now lined full-length, the Schedule of Quantities has been updated to include the additional service reconnections (Item 5.13) and a new optional item for CIPP lining of the affected services. The revised rev1 Appendix 1 – Schedule of Quantities and Prices is included with this Addendum.

**Question #6:** If Full Length Lining of segments DGM0648, DGM0647 & DGM0920 is not accepted, will the Township confirm if HammerHead Spot Repairs is an accepted product for the Spot Repairs scope of work?

**Answer#6:** Product acceptance is determined through the submittal process specified in the Contract. CIPP materials and installation shall conform to MMCD Specification Section 33 05 24 – Cured In Place Pipe Liners and the applicable ASTM standards referenced therein. For the sectional spot repair, the applicable standard is ASTM F2599. The HammerHead Point Repair Solutions system submitted appears suitable, and the Township does not anticipate any issue accepting it through the submittal process provided it conforms to the referenced standards and is suitable for the intended application.

**Question #7:** If Full Length Liners are not accepted in place of Spot Repairs can a separate line item be provided for the Spot Repairs?

**Answer#7:** Yes. A standalone line item (Item 5.59) has been added for the sectional spot repair on Segment DGM0648. Refer to the revised rev1 Appendix 1 – Schedule of Quantities and Prices included with this Addendum.

**Question #8:** Tender Item 5.11 and 5.50 seem to be referring to the same scope of work/call out on the tender drawings. Can you please confirm this scope is for an open cut repair prior to the full length CIPP installation and remove item 5.11? If 5.11 is referring to a different CIPP Spot Repair can the Township highlight this work on the drawings?

**Answer#8:** Item 5.11 has been removed from the Tender. Item 5.50 remains as an optional open-cut repair for Segment DGM0919, located at approximately STA 12+125.

**Question #9:** Can the individual lengths of each service being rehabilitated with CIPP be provided? If not available, what length should the Contractor assume for each installation?

**Answer#9:** Individual service lengths are not tabulated. Service lengths may be approximated by scaling the Contract Drawings or from the GIS information in Answer #4. Service CIPP lining extends from the mainline to the existing or newly installed inspection chamber at the property line.

**Question #10:** Will the successful Contractor have access to a local hydrant during onsite construction activities? Will there be a charge associated with water usage?

**Answer#10:** Yes. The successful Contractor will have access to City of Victoria fire hydrants for temporary construction water, subject to obtaining and complying with the City of Victoria Hydrant Use Permit administered by the City's Engineering Department. The Contractor will also have access to water through the Township of Esquimalt Public Works Yard (601 Canteen Road), subject to coordination with Township staff. No charge will be applied for water usage associated with the Work.

**Question #11:** Will the successful Contractor have access to a local debris disposal site for material removed from the sewer during cleaning and pipe preparation? Will there be a charge associated with debris disposal?

**Answer#11:** No. The Contractor shall be responsible for the collection, transportation, and disposal of all material removed from the sewer system during cleaning and pipe preparation activities.

Tenderers shall account for all costs associated with debris handling and disposal in their Tender Price.

**Question #12:** Could the Township confirm the bacterial testing and pressure testing requirements for the proposed watermain tie-ins? The Lampson tie-ins appear to be of a size that may permit swabbing and omission of hydrostatic testing in accordance with AWWA requirements. The Joffre tie-in appears substantially larger. Please confirm the intended testing and commissioning approach for each location, including whether the interior section is to be installed, bacteriologically tested, pressure tested, and subsequently connected using restrained couplers.

**Answer#12:** Full bacteriological and pressure (hydrostatic) testing is required for both the Lampson and Joffre tie-ins, in accordance with MMCD Section 33 11 01 – Waterworks and the requirements set out in the Contract Documents and Drawings. Testing, disinfection, and verification shall be carried out as specified, with procedures submitted as part of the Construction Sequencing Plan a minimum of ten (10) business days in advance and three (3) Days' notice provided prior to all testing, chlorination, and verification. Tie-ins are witnessed by City of Victoria Operations.

**Question #13:** Could you confirm if there are any working hour or traffic restrictions applicable to the Work beyond the October 1–18, 2026 Single Lane Alternating Traffic restriction identified in the contract documents?

**Answer#13:** Working hours are governed by the Township of Esquimalt Noise Bylaw, and the Contractor shall comply with its permitted hours and conditions. With respect to traffic, single-lane alternating traffic control is not permitted on Esquimalt Road during the

AM and PM peak periods (6:00–9:00 AM and 3:00–6:00 PM) for the full duration of the Contract, unless otherwise approved by the Township; any exemption request shall be submitted a minimum of one week in advance. This is in addition to the October 1–18, 2026 prohibition on single-lane alternating traffic identified in the Contract Documents. All other traffic management shall be in accordance with the Contractor's approved Traffic Management Plan.

**Question #14:** Curb & sidewalk: As per Supplementary Specification (SS) 1.4.3S & 1.4.5S: need base and subbase. But Pay item has only Base also as per SS drawing shows 100mm base (TOE-SD-C2.1): Should we have to price with 100mm base only?

**Answer#14:** Yes. Price the 100 mm granular base within the concrete curb/gutter (Item 2.2) and concrete walk (Item 2.3) items, as shown on TOE-SD-C2.1. Sub-base if required is paid separately

**Question #15:** Bid Item 3.10– MMCD 31 24 13: Contaminated soil disposal: Do you have type of contamination soil report; the disposal fee and dump location is based on test results; without this information we can not give a disposal fee price. The best approach is to have cash allowance for Bid item 1.3 Contaminated Soil Testing (Optional) and bid item 3.10 Contaminated Soil Disposal - Optional (Provisional Sum): that included, stockpile, protection, Loading, hauling and disposal fee. This gives the owner to handle and control the cost. If Not please provided contaminated soil tests report.

**Answer#15:** Soil characterization information was not available at the time of tender issuance and was identified in the tender documents as being issued by addendum prior to tender close. The soil characterization report has now been completed and is attached to this Addendum for reference. Tenderers shall review the attached report and account for the findings in their Tender Price.

**Question #16:** Can the city waive the city right of way (ROW) and road occupancy permit (ROP) fees?

**Answer#16:** Yes, The Township will waive all applicable permitting fees for the successful Contractor.

**Question #17:** Can we use city water from Fire hydrant with connection & water, free of charge for construction & testing purposes?

**Answer#17:** Yes. Refer to Answer #10 regarding construction water access and the City of Victoria hydrant use requirements.

**Question #18:** Is there a liquidated damage?

**Answer#18:** Yes. Liquidated damages are applicable to this Contract. Refer to General Conditions GC 13.9 (GC 13.9.1) of the MMCD 2019 edition for the applicable provisions.

**Question #19:** Should we have to have traffic messenger board at the ends of the project? , what category of the Traffic Management Plan( Engineer sign & seal or Non-engineered)?

**Answer#19:** Portable message boards are not required for the full duration of the project; they shall be provided in advance of significant traffic disruptions (major paving, roadway closures, or as directed by the Township) at each end of the affected work zone. Traffic management shall conform to the MOTI BC Traffic Management Manual for Work on Roadways referenced in the Contract Documents. The Contractor shall submit a Category 1 Traffic Management Plan within 15 days of Notice of Award for the Township's review and acceptance prior to commencing work in the roadway; a Professional Engineer seal is not required unless otherwise specified by the Township.

**Question #20:** Where is the location for laydown area?

**Answer#20:** No laydown area has been designated by the Township.

The successful Contractor shall be responsible for identifying and securing any required laydown, staging, or storage areas and shall submit proposed locations to the Township for review and approval prior to use.

**Question #21:** Completion date is set up to December 15<sup>th</sup> 2026. What is the anticipated starting date?

**Answer#21:** Tender award is anticipated following Council approval on July 6, 2026.

Tenderers should account for this anticipated award date in their proposed construction schedule and shall identify their proposed commencement date within the Preliminary Construction Schedule included in Appendix 2.

**Question #22:** Can you add a bid item for number of locates for existing Underground utilities?

**Answer#22:** No. A separate pay item for utility locating will not be added.

Item 1.4 (Pothole Locates at Tie ins and Critical Crossings) covers the exposure and verification of existing utilities at watermain tie in locations and critical utility

crossings, undertaken as directed in writing by the Contract Administrator. It is not intended to cover general utility locating elsewhere in the Work.

As required by General Notes 14 and 15 of the Contract Drawings, the Contractor is responsible for confirming the location of all existing utilities with the applicable utility companies prior to excavation. This locating is incidental to the Work and shall be included in the Contractor's unit prices; no separate or additional payment will be made.

Tenderers shall bid Item 1.4 as provided in the Contract Documents.

---

UNIT  
PRICE  
CONTRACT

ENG 26-03  
TOE ESQUIMALT ROAD PHASE 2  
FORM OF TENDER -REVISED REV1

FORM OF TENDER  
PAGE 4 OF 15

---

**REVISED REV1 - APPENDIX 1**  
**SCHEDULE OF QUANTITIES AND PRICES**  
(SEE PARAGRAPH 5.3.1 OF THE INSTRUCTIONS TO TENDERERS - PART II)

(All prices and *Quotations* including the *Contract Price* shall include all *Taxes*, but shall not include *GST*. *GST* shall be shown separately.)

Any work called for in these Contract Documents, shown on the plans, or which is necessary for the completion of the Work called for in these Contract Documents and which is not specifically listed as a separate payment item in this Appendix shall be deemed incidental to the performance of the Work and to the general purpose of the Contract; no separate payment will be made on account of any such Work, but the costs of any such incidental Work shall be included in the Unit and Lump Sum Prices.

## TENDER SUMMARY SHEET

**Esquimalt Road Phase 2- Active Transportation Improvements & Underground Utility  
Renewals**

**AMOUNT**

Esquimalt Road Phase 02

SUBTOTAL TENDER PRICE \_\_\_\_\_

GST @ 5% \_\_\_\_\_

**TENDER PRICE plus GST** \_\_\_\_\_

---

ITEM	SSMP REF.	DESCRIPTION	Unit	Est. Qty.	Unit Price	Amount
<b>DIVISION 1 - GENERAL REQUIREMENTS</b>						
<b>01 10 00SS - General Requirements</b>						
1.1	1.2S	Survey Layout, Quantity Survey, Volume Calculations and Record Survey	Lump Sum	1		
<b>01 52 01 - Temporary Structures</b>						
1.2	1.6.2S	Mobilization/Demobilization	Lump Sum	1		
1.3	1.6.3S	Contaminated Soil Testing (Optional)	Lump Sum	1		
1.4	1.6.4S	Pothole Locates at Tie-ins and Critical Crossings Inc. Backfill, and Temporary Pavement Restoration	Each	8		
<b>01 55 00 - Traffic Control, Vehicle Access and Parking</b>						
1.5	1.5.1	Traffic Management Plan	Lump Sum	1		
1.6	1.5.2S	Traffic Control, Vehicle Access and Parking	Lump Sum	1		
<b>DIVISION 3 - CONCRETE</b>						
<b>03 20 01 - Concrete Reinforcement</b>						
2.1	1.5.2S, 3.1.3S	Welded Wire Mesh - Optional Supply and install M133250W 3" x 3" x 0.250" dia. welded wire mesh as concrete reinforcement	Square Metre	20		
<b>03 30 20 - Concrete Walks, Curb And Gutter</b>						
2.2	1.4.3S	Hand And Machine Formed Curb and Gutter Hand Formed Curb and Gutter - Concrete Barrier - MMCD Type C4 barrier - Including Granular Base	Lineal Metre	260		
2.3	1.4.5S	Concrete Walks, Infill Strips, and Walkways Including Ramps and Granular Base - Broom Finish	Square Metre	447		
2.4	1.4.6S	Concrete Driveway Crossings Per STD DWG TOE-SD-C7.1 and TOE-SD-C7.2 including Granular Base	Square Metre	75		
2.5	1.4.12S	Concrete Crossing Medians Including Ramps and Granular Base - Broom Finish	Square Metre	20		
2.6	1.4.12S	Concrete Medians - Type 1 (Varying Heights) Including Rebar Pins and Grout - Broom Finish	Square Metre	7		
<b>03 40 01 - Pre-Cast Concrete</b>						
2.7	1.4.4S	Precast Concrete Sanderson Curbs Standard Curb – Including layout and 20M rebar pinning	Each	191		
2.8	1.4.4S	Precast Concrete Sanderson Curbs Bull Nose Curb End. - Including layout and 20M rebar pinning	Each	52		
2.9	1.4.4S	Precast Concrete Sanderson Curbs Dual Bull Nose Curb End. - Including layout and 20M rebar pinning	Each	13		

2.10	1.4.5S	<b>Precast Concrete Sanderson Curbs - Optional</b> relocation and removal of precast Sanderson curbs	Each	15		
<b>DIVISION 31 - EARTHWORK</b>						
<b>31 11 01 - Clearing and Grubbing</b>						
3.1	1.4.1S	<b>Stump Removal</b>	Each	1		
<b>31 22 16 - Reshaping Granular Roadbeds</b>						
3.2	1.4.1	<b>Reshaping Granular Roadbed - Optional</b> c/w Proof Rolling	Square Metre	100		
<b>31 23 01 - Excavating, Trenching and Backfilling</b>						
3.3	1.10.3	<b>Overexcavating - Optional</b> Including Backfilling	Cubic Metre	20		
<b>31 23 17 - Rock Removal</b>						
3.4	1.6.3	<b>Mass Rock - Optional</b>	Cubic Metre	20		
<b>31 24 13 - Roadway Excavation, Embankment and Compaction</b>						
3.5	1.8.5S	<b>Common Excavation</b> Remove Existing Asphalt Pavement, Sidewalks - Including Sawcutting	Square Metre	420		
3.6	1.8.5S	<b>Common Excavation</b> Softscaped Areas	Cubic Metre	100		
3.7	1.8.5S	<b>Common Excavation</b> Remove Existing Concrete Pavement, Median, Sidewalks, Utility Strips, Driveways and Pavers - Including Sawcutting	Square Metre	350		
3.8	1.8.5S	<b>Common Excavation - Optional</b> Roadway and Sidewalk Granular Material	Cubic meters	85		
3.9	1.8.5S	<b>Common Excavation</b> Remove Existing Concrete Curb and Gutter - Including Sawcutting	Lineal Metres	325		
3.10	1.8.5S	<b>Contaminated Soil Disposal - Optional (Provisional sum)</b>	tonne	330		
<b>DIVISION 32 - ROAD AND SITE IMPROVEMENTS</b>						
<b>32 01 11 - Pavement Surface Cleaning and Removal of Pavement Markings</b>						
4.1	1.2.3S	<b>Removal of Existing Pavement Markings</b> Eradication by hydro blasting	Lump Sum	1		
<b>32 01 16.7 - Cold Milling</b>						
4.2	1.5.1S	<b>Cold Milling</b> Maximum 50mm depth	Square Metres	13,015		
4.3	1.5.1S	<b>Cold Milling - Optional</b> Full depth 50mm - 150mm	Square Metres	1,301		
<b>32 11 16.1 - Granular Sub-Base</b>						
4.4	1.4.3	<b>75mm Minus Granular Sub-Base - Bulk Fill</b> 250mm thickness	Square Metres	240		
<b>32 11 23 - Granular Base</b>						
4.5	1.4.1S	<b>19mm Minus Granular Base</b> 100-150mm thickness	Square Metres	240		
<b>32 12 13.1 - Asphalt Tack Coat</b>						

4.6	1.5.1	Asphalt Tack Coat	Square Metres	13,265		
<b>32 12 16 - Hot-Mix Asphalt Concrete Paving</b>						
4.7	1.5.1S, 1.5.2	Machine Laid - Upper Course 50mm Thick	Square Metres	13,265		
4.8	1.5.1S, 1.5.2	Machine Laid - Lower Course 50mm Thick	Square Metres	1831		
4.9	1.5.1S, 1.5.2, 1.5.3S	Hand Placed - Upper Course 50mm Thick Hand Laid Hot Mix Asphalt - including granular bases 50-100mm	Square Metres	178		
<b>32 17 23 - Painted Pavement Markings</b>						
4.10	1.5.2, 1.5.3S	Permanent Thermoplastic Pavement Markings	Lump Sum	1		
4.11	1.5.2, 1.5.3S	MMA Including Stencils within Green Conflict Paint	Square Metres	430		
<b>32 31 13 - Chain Link Fences &amp; Gates</b>						
4.12	1.5.5S	Pexco City Posts 24" C/W 2-3" HI White Bands, Surface Mount Supply and Install	Each	119		
4.13	1.5.6S	Remove Existing Bollards Return to ToE PW Yard	Each	24		
4.14	1.5.5S	Install Only - Steel Bollard on Median	Each	1		
4.15	1.5.7S	Existing Street Planter Remove, Relocate, Reinstall, or Deliver Existing Planters to Township of Esquimalt Public Works Yard	Each	2		
<b>32 91 21 - Topsoil and Finish Grading</b>						
4.16	1.4.1S	Boulevard Topsoil(150mm Thickness)	Square Metres	155		
<b>32 92 20 - Seeding</b>						
4.17	1.8.1S	Seeding	Square Metres	155		
<b>DIVISION 33 - Utilities</b>						
<b>33 01 30.1 - CCTV Inspection of Pipelines</b>						
5.1	1.6.2	CCTV pre-inspection of Sewers	Lineal Metres	670		
5.2	1.6.2	CCTV post lining inspection of Sewers	Lineal Metres	670		
<b>33 01 30.2 - Cleaning of Sewers</b>						
5.3	1.5.4S	Root Cutting	Lineal Metres	206		
<b>33 05 24 - Cured In Place Pipe Liners</b>						
5.4	1.9.1S	Bypass Pumping / Flow Control	Lump Sum	1		
5.5	1.9.8S	CIPP Lining Sani 200	Lineal Metres	220		
5.6	1.9.8S	CIPP Lining Sani 150	Lineal Metres	50.5		
5.7	1.9.13S	Service CIPP Lining Sani 100	Each	4		
5.8	1.9.13S	Service CIPP Lining Sani150	Each	2		

5.9	1.9.8S	CIPP Lining Storm 200	Lineal Metres	209.2		
5.10	1.9.8S	CIPP Lining Storm 250	Lineal Metres	92.5		
5.11	1.9.8	<del>Storm Sewer Main Rehabilitation, 200 mm Dia - Sectional CIPP Lining - includes sealing of liner termination (Optional)</del>	Lineal Metres	40.5	-	-
5.12	1.9.13S	Service CIPP Lining Storm 150	Each	7		
5.13	1.9.9	Service Reconnection	Each	30		
5.59	1.9.12S	CIPP Trenchless Point Repair, DGM0648 (Storm 200), 3.5 m long	Each	1		
5.60	1.9.13S	Service CIPP Lining Storm 150 (Optional)	Each	4		
<b>33 11 01 - Waterworks</b>						
5.14	1.8.1, 1.8.2S	<b>Watermain PVC</b> 200mm Dia. At 0 - 2 m depth Inc. granular backfill	Lineal Meter	20		
5.15	1.8.1, 1.8.2S	<b>Watermain PVC</b> 250mm Dia. At 0 - 2 m depth Inc. granular backfill	Lineal Meter	10		
5.16	1.8.1, 1.8.2S	<b>Watermain Ductile Iron</b> 250mm Dia. At 0 - 2 m depth Inc. granular backfill	Lineal Meter	5		
5.17	1.8.3	<b>In-line Gate Valve</b> 200mm Dia. - H x H - c/w mechanical restraints	Each	6		
5.18	1.8.3	<b>In-line Gate Valve</b> 200mm Dia. - H x F - c/w mechanical restraints (Optional)	Each	1		
5.19	1.8.3	<b>In-line Gate Valve</b> 250mm Dia. - F x MJ - c/w mechanical restraints	Each	1		
5.20	1.8.3	<b>In-line Gate Valve</b> 250mm Dia. - H x H - c/w mechanical restraints	Each	1		
5.21	1.8.3	<b>In-line Gate Valve</b> 250mm Dia. - F x F - c/w mechanical restraints	Each	1		
5.22	1.8.3	<b>In-line Gate Valve</b> 250mm Dia. - H x F - c/w mechanical restraints	Each	2		
5.23	1.8.3	<b>Water Bend</b> 200mm Dia. - H x H - 45 degrees	Each	1		
5.24	1.8.3	<b>Water Bend</b> 200mm Dia. - H x F - 45 degrees	Each	1		
5.25	1.8.3	<b>Water Bend</b> 250mm Dia. - MJ x MJ - 90 degrees	Each	1		
5.26	1.8.3	<b>Water Tee</b> 200mm x 200mm x 150mm - H x H x H - c/w mechanical restraints	Each	3		
5.27	1.8.3	<b>Water Tee</b> 200mm x 200mm x 200mm - H x H x H - c/w mechanical restraints	Each	1		
5.28	1.8.3	<b>Water Tee</b> 250mm x 250mm x 200mm - F x F x F - c/w mechanical restraints	Each	1		
5.29	1.8.3	<b>Water Cross</b> 250mm x 250mm x 250mm x 250mm - H x H x H x H - c/w mechanical restraints	Each	1		
5.30	1.8.3	<b>Water Reducer</b> 200mm Dia. to 150mm Dia. - F x MJ	Each	1		

5.31	1.8.3	<b>Water Reducer</b> 250mm Dia. to 175mm Dia. - F x H	Each	1		
5.32	1.8.3	<b>Water Reducer</b> 250mm Dia. to 200mm Dia. - F x H	Each	1		
5.33	1.8.3	<b>Cap</b> 150mm Dia. - Inc. excavation, cutting, abandonment, and granular backfill	Each	1		
5.34	1.8.3	<b>Cap</b> 175mm Dia. - Inc. excavation, cutting, abandonment, and granular backfill	Each	3		
5.35	1.8.3	<b>Cap</b> 250mm Dia. - Inc. excavation, cutting, abandonment, and granular backfill	Each	2		
5.36	1.8.3	<b>Blind Flange Assembly</b> 250mmØ DI c/w gasket, S/S bolts, petrolatum wrap & poly encasement per tie-in detail	Each	1		
5.37	1.8.4, 1.8.2S	<b>Water Service 25mm</b> as per CoV SD W2a, Including Brooks Box, Touch Read Meter (City of Victoria will supply and install meter) as per SD W2c, Tie-in to Existing Main, Corp. Stop	Each	5		
5.38	1.8.4, 1.8.2S	<b>Water Service 38mm</b> as per CoV SD W2b, Including Brooks Box, Touch Read Meter (City of Victoria will supply and install meter) as per SD W2d, Tie-in to Existing Main, Corp. Stop	Each	1		
5.39	1.8.4, 1.8.2S	<b>Water Service 50mm</b> as per CoV SD W2b, Including Brooks Box, Touch Read Meter (City of Victoria will supply and install meter) as per SD W2d, Tie-in to Existing Main, Corp. Stop	Each	4		
5.40	1.8.14S, 1.8.2S	<b>Hydrant Assembly</b> Per MMCD standard Drawing W4. c/w 150 DI PC350 Hydrant watermain lead installed at depth of 1m and imported granular backfill. to be c/w 19mm Granular base and 250mm - 75mm Minus Pit Run Gravel where under asphalt or concrete. Inclusive of all required appurtenances prior to valve.	Each	3		
5.41	1.8.9	<b>Concrete Encasement, Thrust &amp; Anchor Blocks</b> Extra over Items 1.8.2 if shown on Contract Drawings	Cubic Metres	2		
5.42	1.8.13	<b>Joffre Water Tie-In</b> 150mm Dia. And 200mm DIA Inc. Robar Coupler	Each	1		
5.43	1.8.13	<b>Lampson Water Tie-In</b> 175mm Dia., 200mm DIA., 250mm Dia. Inc. Robar Coupler	Each	2		
5.44	1.8.16S	<b>Valve Removal and Abandonment</b> Inc. cutting, backfilling	Each	6		
5.45	1.8.16S	<b>Hydrant Removal</b> Including return of hydrant to City of Victoria Public Works Yard	Each	1		
5.46	1.8.16S	<b>Watermain Removal and Off-Site Disposal</b> 250mm Dia. Cast Iron Inc. excavation, cutting, removal, off-site disposal, and granular backfill	Lineal Meter	6		

5.47	1.8.17S	<b>Meter Vault Modification at 1149 Esquimalt</b> cast-in-place concrete around new meter and existing fire line DCDA, supply and install new Norinco TI3S106070AV vault hatch.	Each	1		
5.48	1.8.16S	<b>Abandon Existing Water Service at Curb Stop</b> Including locating curb stop, closing valve, sealing	Each	10		
5.62	1.8.18S	<b>Relocate Existing Water Service and Meter Box</b> utilizing existing main connection, including meter box and setter (City of Victoria will supply and install meter), in coordination with City of Victoria	Each	1		
<b>33 40 01 - Storm Sewers Open Trenching</b>						
5.49	1.6.5	<b>Catch basin Lead</b> PIPE DIA. 150mm SDR28 PVC	Lineal Metres	20		
5.50	1.6.1, 1.6.2	<b>DGM0919</b> PIPE DIA. 200mm, installed at depth 1-3m (Optional)	Lineal Metres	10.5		
5.51	1.6.9	<b>Tie-in to Existing Storm Sewer</b>	Each	2		
<b>33 44 01 - Manholes and Catch basins</b>						
5.52	1.5.4	<b>Remove Existing Catch Basins</b> c/w cap of Existing Lead - offsite Disposal	Each	2		
5.53	1.5.2	<b>New Catch Basin</b> as per ToE-SD-S11.1	Each	3		
5.54	1.5.2	<b>New Offset Catch Basin</b> as per CoV-SD-S11C	Each	1		
5.55	1.5.3S	<b>Adjust valves, Junction Boxes, Inspection chambers, and Catch Basin Castings to Finished Grade</b>	Each	16		
5.56	1.5.3S	<b>Adjust Manhole to Finished Grade - includes Third Party Manholes</b>	Each	1		
5.57	1.5.2	<b>Storm Inspection chambers</b>	Each	6		
5.58	1.5.2	<b>Sani Inspection chambers</b>	Each	5		
5.61	1.5.2	<b>Storm Inspection chambers (Optional)</b>	Each	3		
<b>DIVISION 34 - TRANSPORTATION</b>						
<b>34 41 13 - Traffic Signals</b>						
6.1	26 56 01 1.9.1 / 34 41 13 1.9.2	<b>RRFB - Esquimalt Rd at St Paull PI</b>	Lump Sum	1		
6.2	26 56 01 1.9.1 / 34 41 13 1.9.2	<b>RRFB - Esquimalt Rd at Sturdee St</b>	Lump Sum	1		

6.3	26 56 01 1.9.1 / 34 41 13 1.9.2	RRFB - Esquimalt Rd at Constance Ave	Lump Sum	1		
6.4	26 56 01 1.9.1 / 34 41 13 1.9.2	RRFB - Esquimalt Rd at Fraser St	Lump Sum	1		
6.5	26 56 01 1.9.1 / 34 41 13 1.9.2	RRFB - Esquimalt Rd at Fernhill Rd	Lump Sum	1		
6.6	26 56 01 1.9.1 / 34 41 13 1.9.2	Esquimalt Road at Admirals Road	Lump Sum	1		
6.7	26 56 01 1.9.1 / 34 41 13 1.9.2	1188 Esquimalt Road	Lump Sum	1		
6.8	1.9.1	Signal Poles - Esquimalt Rd at Nelson St	Lump Sum	1		
6.9	1.9.4S	Remove Existing Sign and Dispose offsite	Each	34		
6.10	1.9.4S	Relocate Existing Sign and/or Post	Each	1		
6.11	1.9.4S	Install New Sign on Existing Post	Each	3		
6.12	1.9.4S	Install New Sign and New Post	Each	15		
6.13	1.9.4S	Install Custom WA-36L Knockdown Sign	Each	2		
6.14	1.9.4S	Install Coroplast Sign on New or Existing Post	Each	33		

33 01 30.2		Cleaning of Sewers	
	1.5	Measurement and Payment	<p><b>Revised Clause 1.5.4 to read:</b> "Root cutting will be measured in lineal metres of pipe requiring root removal. Payment will be made at the unit price bid in the Form of Tender. Measurement will be determined by the length of pipe, as shown on the Contract Drawings or as directed by the Contract Administrator, where root cutting is performed."</p>
33 05 24		Cured In Place Pipe Liners	
	1.9	Measurement and Payment	<p><b>Delete Clause 1.9.1 and replace with the following:</b>          "Payment for Bypass Pumping / Flow Control for CIPP Works shall be made as a Lump Sum. Payment shall include all work related to the management of sanitary and storm sewer flows required to complete the CIPP works, including preparation and submission of an approved bypass pumping / flow management plan; noise-attenuated bypass pumping; isolation, blocking, plugging, diverting, temporary piping, hoses, pumps, standby pumps, power supply, fuel, controls, monitoring, maintenance, protection, emergency response, environmental protection, installation, operation, maintenance, and removal of the temporary bypass system; and all incidentals required to complete the Work. The Contractor will be entitled to 50% of the payment item on the first progress payment after the bypass system is installed, operational, and accepted by the Contract Administrator, and 50% of the payment item on the first progress payment following dismantling and removal of the bypass system."</p>
	1.9	Measurement and Payment	<p><b>Delete 1.9.8 and replace with 1.9.8S:</b> "Payment for sewer lining will be on a lineal metre basis for respective pipe diameters. The length of the liner will be based on lineal metres as measured in the field between the centre of manholes.          Pipeline cleaning, flushing, and debris removal in preparation for lining, other than root cutting paid under Item 5.3, shall be considered incidental to the lineal metre lining rate.          Any modifications to gain access to permit the works shall be considered incidental to the pay items for all CIPP lining. Modifications including but not limited to manhole donut removal and benching demolition. Restoration of any modifications back to original conditions is the responsibility of the Contractor and shall be considered incidental work.          All vegetation removal, if required, shall be the responsibility of the Contractor and shall be considered incidental work.          CCTV inspection, root cutting, and bypass pumping / flow control are paid separately under their respective items in the Schedule of Quantities (Items 5.1, 5.2, 5.3, and 5.4) and are not included in the lineal metre lining rate."</p>

	1.9	Measurement and Payment	<b>Add Clause 1.9.12:</b> "Each CIPP trenchless point repair will be measured as one unit. Payment at the Lump Sum bid will include the supply of all labour, equipment, and materials to install the point repair, including pipeline cleaning, flushing, debris removal, cutting of service connections, sealing of liner terminations, test samples, and all other work necessary to complete the point repair as specified herein, except for work paid under separate items in the Schedule of Quantities. Root cutting, pre and post CCTV inspection, and bypass pumping / flow control are paid separately under Items 5.1, 5.2, 5.3, and 5.4 respectively."
	1.9	Measurement and Payment	<b>Add Clause 1.9.13:</b> "Payment for service CIPP lining will be made per each service lined, from the mainline to the existing or newly installed inspection chamber at the property line. The unit price shall include sealing of liner terminations, pipeline cleaning, flushing, debris removal, root cutting, and pre and post CCTV inspection of the service, and all incidentals necessary to complete the lining work. Service reconnection is paid separately under Item 5.13, and inspection chambers are paid separately under Items 5.57 and 5.58 in the Schedule of Quantities."
33 11 01		Waterworks	

	1.7	Scheduling of Work — Construction Sequencing Plan	<p><b>Delete Clause 1.7 and Replace with the following:</b></p> <p>.1 The Contractor shall schedule work to minimize interruptions to the local supply of water. The Contractor shall provide a water supply system Construction Sequencing Plan (CSP) to the Contract Administrator at least 10 Days in advance for review. The CSP shall include: timing and duration of service interruptions; requirements for temporary bypass piping; proposed methodology, sequence and timing for construction, flushing, testing and verification including pressure testing, disinfection, flushing and verification, and proposed tie-in sequence/procedure.</p> <p>.2 The schedule and CSP shall be reviewed by the Contract Administrator before approval is given for any Work affecting the regular supply of water. The earliest time to shut down existing water mains for tie-ins is 10:00 am.</p> <p>.3 The Contractor shall review the tie-in plan on-site with Contract Administrator and City of Victoria Operations staff at least one (1) week prior to confirm valve location and operation, extent and duration of water shutdown, and notification distribution area.</p> <p>.4 During the tie-in, a City of Victoria appointed staff member must be on-site. All isolated valves and services are to be marked upon isolation and again once service is restored.</p> <p>.6 The Contractor shall notify the City of Victoria Water Department and the Contract Administrator three (3) Days in advance of any planned interruptions to water or service connections to properties adjoining the water main.</p> <p>.7 Interruptions shall not exceed four (4) hours in duration without written approval of the Contract Administrator.</p> <p>.8 The Contractor shall immediately notify the Contract Administrator and City of Victoria Water Department of any accidental interruption of water supply to hydrants.</p>
	1.8.2	Measurement and Payment	<p><b>Revise Clause 1.8.2:</b> Payment for watermain and service connections shall include saw cutting pavement, trench excavation, disposal of surplus excavated material, bedding, supply and installation of all pipe, bolts, gaskets and tie rods, polyethylene encasement as shown on the Drawings, imported or native backfill as shown on the Drawings, cleaning, pressure and leakage testing, flushing, disinfection, all surface restoration as specified under Section 31 23 01 (except permanent pavement restoration), and all other work and materials necessary to complete the installation as shown on the Drawings and specified under this Section.</p> <p>Where the trench excavation for a new water service connection encounters an existing valve shown to be abandoned in place, closure of the valve and removal and off-site disposal of the existing valve box casting, riser, and sleeve to a minimum of 300 mm below finished grade shall be included in the unit price for the Water Service Connection. No separate payment will be made under the Valve Removal and Abandonment item for valves abandoned within the Water Service Connection trench excavation footprint.</p>

	<p>1.8.14</p>	<p>Measurement and Payment</p>	<p><b>Add Clause 1.8.14:</b> "Payment for hydrants shall be made on a per-each basis and shall include:</p> <p>.1 Supply and installation of the hydrant body and all appurtenances as shown on City of Victoria Standard Detail Drawing SD W4;</p> <p>.2 Supply and installation of the hydrant service lead from the mainline tee to the hydrant, including all fittings, thrust restraint, polyethylene encasement where required, and granular bedding and backfill for the service lead trench;</p> <p>.3 Supply and installation of the gate valve and adjustable valve box on the hydrant service lead;</p> <p>.4 All saw cutting, trench excavation, and backfill associated with the hydrant service lead and hydrant installation;</p> <p>.5 Temporary surface restoration (cold-mix asphalt patch or compacted granular) over the hydrant service lead trench to provide a safe and trafficable surface until permanent restoration is complete;</p> <p>.6 Height adjustment of the hydrant to meet finished grades — no additional payment will be made for hydrant extensions or reductions required to match final grade;</p> <p>.7 All required curb painting to City of Victoria standards upon completion;</p> <p>.8 Submission of completed hydrant cards to the City of Victoria upon project completion;</p> <p>.9 Coordination of removed hydrant return and delivery with City of Victoria Operations; removed hydrants shall be delivered to the City of Victoria Public Works Yard. Permanent surface restoration over the hydrant service lead trench is NOT included in this item and will be paid separately under the applicable Division 3 and Division 32 items."</p> <p><b>.10 Closure of the valve and removal and off-site disposal of the existing valve box casting, riser, and sleeve to a minimum of 300 mm below finished grade for any existing valve shown to be abandoned in place that is encountered within the trench excavation footprint of a new hydrant lead. No separate payment will be made under the Valve Removal and Abandonment item for valves abandoned within the trench excavation footprint of new hydrant leads.</b></p>

	1.8.16	Measurement and Payment	<p><b>Add Clause 1.8.16:</b> "Payment for watermain removals and abandonments shall be made on the basis set out below for each item. Unless otherwise noted, all items include saw cutting of existing pavement or concrete surfaces, trench excavation, granular backfill and compaction to 300 mm below the underside of the applicable permanent surface restoration layer, temporary surface restoration (cold-mix asphalt patch or compacted granular) to provide a safe and trafficable surface, and all incidentals required to complete the work. Permanent surface restoration is NOT included in any removal or abandonment item and will be paid separately under the applicable Division 3 and Division 32 items.</p> <p>.1 Payment includes closure of the existing valve in the fully closed position, excavation to expose the valve box assembly, removal of the valve box casting, riser, and sleeve to a minimum of 300 mm below finished grade, off-site disposal of removed components, granular backfill and compaction, and temporary surface restoration. The valve body shall remain in place. No separate payment will be made for excavation, backfill, or compaction associated with valve box removal.</p> <p>.2 Payment includes excavation to expose the hydrant boot, disconnection of the hydrant assembly from the hydrant boot a minimum of 300 mm below finished grade, removal of the hydrant body, capping of the hydrant boot with a mechanical joint cap or blind flange acceptable to City of Victoria Operations, granular backfill and compaction, and surface restoration to match surrounding conditions. The removed hydrant shall be delivered to the City of Victoria Public Works Yard in good condition; the Contractor shall coordinate the return and delivery schedule with City of Victoria Operations prior to removal. Delivery to the Public Works Yard is included in this item. The hydrant lead pipe, hydrant lateral gate valve, and tee connection at the mainline shall remain in place. The hydrant lateral gate valve shall be closed and the valve box casting, riser, and sleeve removed in accordance with Sub-Section 1.8.16.1 – Valve Removal and Abandonment.</p> <p>.3 Watermain Removal and Off-Site Disposal (per lineal metre, measured by nominal diameter): Payment includes removal and off-site disposal of the existing watermain pipe, couplings, and incidentals within the trench limits, cutting of the pipe at each end of the removal limits as directed by the Contract Administrator, capping or plugging of remaining pipe ends or connections with fittings acceptable to City of Victoria Operations, granular backfill and compaction of the trench, and temporary surface restoration. Measurement shall be made horizontally along the pipe centreline between the cut points as accepted by the Contract Administrator.</p> <p>.4 Abandon Existing Water Service at Curb Stop (per each): Payment includes locating and exposing the existing curb stop, closing the curb stop valve, sealing or plugging the service pipe at the curb stop in a manner acceptable to City of Victoria Operations, removal of the Brooks box and meter setter where accessible, granular backfill and compaction of any excavation required, and temporary surface restoration. Where the curb stop cannot be located, the Contractor shall notify the Contract Administrator</p>
--	--------	-------------------------	--

			immediately; no payment will be made for unsuccessful locate attempts unless directed in writing by the Contract Administrator."
	1.8.17	Measurement and Payment	<p><b>Add Clause 1.8.17:</b> "Payment for meter vault modification at 1149 Esquimalt Road shall be made as a lump sum and shall include:</p> <p>.1 All formwork, supply and placement of cast-in-place concrete sidewalls within the existing vault to enclose and suit the new vault hatch opening around the existing meter and fire line Double Check Detector Assembly (DCDA), including all forming, placing, finishing, and curing in accordance with Section 03 30 20;</p> <p>.2 Supply and installation of one (1) new Norinco TI3S106070AV vault hatch, including removal and disposal of the existing hatch, all required frame setting, grouting, and anchoring to achieve a flush and watertight fit to the satisfaction of the Contract Administrator;</p> <p>.3 All incidentals required to complete the vault modification as shown on the Contract Drawings.</p> <p>Permanent surface restoration around the vault hatch opening is NOT included and will be paid separately under the applicable Division 3 and Division 32 items."</p>
	1.8.18	Measurement and Payment	<p><b>Add Clause 1.8.18S:</b> "Payment for relocation of the existing water service and meter box will be made per each, at the location shown on the Contract Drawings. The unit price shall include all labour, equipment, and materials required to complete the relocation, including locating and exposing the existing service, excavation, extension and relocation of the water service, meter box, and setter to the relocated position shown on the Contract Drawings in accordance with City of Victoria SD W2d, utilizing the existing main connection, reconnection with fittings and methods acceptable to City of Victoria Operations, granular bedding, backfill and compaction, and temporary surface restoration, and all coordination with City of Victoria Operations. The new water meter will be supplied and installed by the City of Victoria. The Contractor shall coordinate with City of Victoria Operations for removal of the existing meter, which will be witnessed by a City of Victoria staff member. Permanent surface restoration is not included in this item and will be paid separately under the applicable Division 3 and Division 32 items."</p>
	1.9.2	Inspection and Testing — Notice Requirements	<p><b>Add Clause 1.9.2:</b> The Contract Administrator shall be given three (3) Days written notice in advance of all system tests, pipe chlorination and verification by the Contractor. Submit procedures for pressure and leakage testing, flushing, chlorination and verification to the Contract Administrator for review at least ten (10) business days in advance.</p>
	3.23.1	Connection to Existing Mains — Tie-In Procedure	<p><b>Delete Clause 3.23.1 and Replace With:</b> The Contractor is to complete all water main tie-ins. This work shall include the supply and installation of all required fittings, valves, spool pieces, couplers, restraints, thrust blocks, tees, testing, backfilling, compaction, and reinstatement of surfaces as required to ensure a functional system. Refer to Clause 1.7 of this Section for Construction Sequencing Plan requirements, notification timelines, and City of Victoria Operations witnessing requirements.</p>

33 44 01		Manholes and Catchbasins	
	1.5	Measurement and Payment	<p><b>Delete Clause 1.5.3 and Replace with 1.5.3S:</b> "Payment for adjustment of tops of existing manholes, catch basins, valve boxes, junction boxes, inspection chambers, and Brooks boxes will be made at the respective unit prices tendered in the Schedule of Quantities and Prices. Measurement will be in units adjusted as defined herein.</p> <p>19. Adjustments to existing manholes (including third-party manholes within the Contract limits) will be defined as resetting of the entire cast frame and cover to finished grade. Adjustments will include jackhammering, reinstatement of the existing frame and cover, removal, or addition of rings completely to the manhole donut, cement mortar, concrete encasement, temporary asphalt ramping, and any other incidental work. All manholes must be vertically adjusted a minimum of 24 hours prior to paving. The Contract Administrator shall determine what manholes shall require adjustment. Coordination with third-party utility owners for access and scheduling is the responsibility of the Contractor.</p> <p>20. Catch basin, valve box, junction box, and inspection chamber adjustments will be defined as resetting of the entire cast frame and grate or cover to finished grade. Adjustments will include jackhammering, reinstatement of the existing frame and grate or cover, removal, or addition of concrete riser rings, cement mortar, concrete encasement, temporary asphalt ramping, and any other incidental work. All castings must be vertically adjusted a minimum of 24 hours prior to paving. The Contract Administrator shall determine what castings shall require adjustment. Curb and gutter will be paid for separately. No separate payment will be made for casting adjustments that are incidental to paving work paid under Section 32 12 16 — Hot-Mix Asphalt Concrete Paving or Section 32 13 13 — Portland Cement Concrete Paving; adjustment of castings within those paving areas is deemed included in the respective paving unit prices."</p>
34 41 13		Traffic Signals	
	1.9	Measurement and Payment	<p><b>Add Clause 1.9.4:</b> "Payment for the supply, relocation, and installation of traffic signs, sign posts, bases, and sleeves shall be made on a per-each basis as shown on the Contract Drawings.</p> <p>For removal or relocation of existing sign assemblies, payment shall be made per post or assembly, not per individual sign. Where multiple signs are mounted on a single post, removal or relocation of that post (including all attached signs) shall be considered one item.</p> <p>The relocation or removal of any existing signs, posts, or assemblies identified on the Electrical Drawings shall be incidental to the Electrical Lump Sum item for that location and will not be paid separately under this section."</p>



# PRODUCT DATA SHEET

## HammerHead Point Repair Solutions

### HammerHead® Point Repair Solutions

HammerHead Point Repair Solutions are used to repair point defects or localized damage to sections of buried pipelines 3 to 60 inches in diameter without excavation. The repair is made by the installation of a resin-saturated fiberglass fabric which is wrapped around an inflatable packer, pushed or pulled into an existing pipeline to position at the defect, expanded against the interior of the existing pipe with air pressure, and held until cured. The finished repair is tight-fitting and continuous over its installed length with a smooth transition from the existing pipe to the repair.

#### Applications for Use

HammerHead Point Repair Solutions are certified by NSF International for compliance with NSF Standard 14, the International Plumbing Code, and the Uniform Plumbing Code to provide a watertight, structural repair to point defects and damage within existing pipelines, including storm and sanitary sewers, drainage, vents, and other piping systems. The point repairs are resistant to municipal sewage, acids, and alkalis commonly found in drains, sewers, and commercial wastewater in accordance with ASTM F1216 Appendix X2. Point repairs may be used to repair existing piping in straight sections, pipe diameter or material transitions, and bends up to 90 degrees. HammerHead Trenchless provides detailed guidelines and instructions for use and makes training available in support of quality management.



DWV SEWER I.P. Code U.P. Code

#### Technical Data

HammerHead Point Repair Solutions are an engineered composite consisting of a specialized fiberglass fabric and proprietary styrene free, sodium silicate thermoset resin system designed for installation in existing pipelines with damp or moisture filled surfaces. This system relies on conditions within the ambient pipeline environment for cure. Resin system are selected based on installation conditions and the desired working and cure times. The selection of fabric and design of the point repair takes into consideration the configuration of the pipeline, type of defect or damage, as well as relevant hydrostatic, soil, and live loads in accordance with ASTM F1216, Appendix X1.

#### Resin System

Mix Ratio A:B	1:2 by volume
Components	HammerHead Point Repair Silicate Catalyst Winter Express, Winter, or Summer (Part A); HammerHead Point Repair Silicate Resin (Part B)
Cure	Ambient cure – see detailed information below

#### Fabrics

Type	Diameter	Application	Traffic Load Rating
1815	3 in. to 24 in.	Straight-line	HS-20
3610	24 in. to 60 in.	Straight-line	HS-20, Cooper E-80
Elbow	3 in. to 6 in.	Bends and Elbows	HS-20
EZ	18 in. to 72 in.	Straight-line	As per design

#### Working and Cure Times

**Ambient temperature:** Temperature of work area where resin system is mixed and fabric is saturated and loaded onto the packer.

**Working time:** Time from the start of mixing resin to the repair being positioned at the defect and expanded within the pipe.





# PRODUCT DATA SHEET

## HammerHead Point Repair Solutions

**Cure time:** Time from the start of mixing resin to the time of substantial completion of cure of the point repair whereby the packer may be deflated and removed. Listed cure times are based on pipe temperature of 65°F (18°C). Higher pipe temperature will reduce cure time and lower pipe temperature will increase cure time.

**IMPORTANT:** Working and cure times are greatly affected by temperature. Warmer temperatures result in less working and cure times. Colder temperatures increase working and cure times. Resin components and packer equipment should be conditioned 24 hours prior to use within a 72-75°F (22-24°C) temperature range for optimum control during installation.

### Placement and Cure Time at Ambient Temperatures

HammerHead Resin System	50°F (10°C)		59°F (15°C)		68°F (20°C)		86°F (30°C)	
	Working	Cure	Working	Cure	Working	Cure	Working	Cure
Winter Express	15	50	10	40	5	35	<i>Not Recommended</i>	
Winter	35	150	30	120	25	90	15	60
Summer	40	275	35	200	30	150	20	100

### Structural Properties

HammerHead Point Repair Solutions provide a structural repair with a watertight frictional fit throughout the length of the repair. Repairs can be made in existing pipe of circular or oval cross section constructed of concrete, vitrified clay, PVC, asbestos cement, cast iron, ductile iron, and other constructions where the structural stability of the point repair is not dependent upon its bond to the host pipe. Structural stability of the point repair is achieved through compression as the repair is made while being expanded tightly against the walls of the existing pipe, at the same time locking the repair into place as resin is anchored into irregularities and defects in the wall of the existing pipe. Dependent upon the number of layers and type of fiberglass fabric used, the minimum structural properties in the following table are achieved when HammerHead installation guidelines are followed.

Property	Test Method	HH Properties *	ASTM F1216 (minimum)
Flexural Modulus	ASTM D790	Up to 1,300,000 psi	250,000 psi
Flexural Strength	ASTM D790	Up to 20,000 psi	4,500 psi

\*Properties vary based on specific design.

### Shelf Life and Storage

**Point Repair Resin/Catalyst:** One year when stored in original sealed packaging at 65-80°F (18-27°C) and less than 65% relative humidity.

**Point Repair Fiberglass:** One year when stored protected from light at 65-80°F (18-27°C) and less than 65% relative humidity.

### Safety

Refer to the Safety Data Sheets for these products for safety and health information prior to use. Follow all notices on the Safety Data Sheets (SDS). If you do not understand or cannot adhere to the guidelines and procedures for handling and use of these products in strict accordance with the SDS, do not use these products. Contact HammerHead at 800-331-6653 for a copy of the SDS.

The information contained herein is offered without charge for use by technically qualified personnel at their discretion and risk. All statements, technical information and recommendations contained herein are based on test and data which we believe to be reliable, but the accuracy or completeness thereof is not guaranteed, and no warranty of any kind is made with respect thereto. Always read, understand, and comply with hazard warnings described in the products' Safety Data Sheet(s) before use.





## **TOE Esquimalt Road Phase 2 – Active Transportation Improvements & Underground Utility Renewals**

### **Environmental soil characterization report Addendum #3**



# SOIL ASSESSMENT RECORD

## CLIENT & SITE INFORMATION

<b>Client</b>	Township of Esquimalt Engineering & Public Works 1229 Esquimalt Road, Esquimalt, BC V9A 3P1
<b>Soil Assessment Site Location (Source Site)</b>	Esquimalt Road (between St. Paul's Place and Lampson Street), Esquimalt, BC
<b>CSR Soil Standards<sup>1</sup> Considered to Apply for Soil Relocation</b>	Agricultural (AL), Urban Park (PL), Residential Low Density (RLld), Residential High Density (RLhd), Commercial (CL), Industrial (IL), and relevant Regional Background Concentrations <sup>2</sup> .
<b>Current Site Land Use</b>	Roadway and Boulevard (IL)
<b>Historical Site Land Use</b>	According to our interview with the Client and review of available aerial/satellite imagery (Google Earth and BC Air Photos), the Site has been a roadway in a predominantly residential area since at least 1932.
<b>CSR Schedule 2 Activities</b>	No current Schedule 2 activities identified based on our site inspection. We have reasonably assumed that no historical Schedule 2 activities would have occurred based on the site location and apparent history as a roadway in a predominantly residential neighbourhood since at least 1932.
<b>Protocol 19 Applicability</b>	Given that no current or historical Schedule 2 activities were identified at the Site, the assessment and relocation of any "non-waste" soil from the Site to a clean fill receiver is not required to comply with the testing and public notification provisions set out in Section 55 of the BC Environmental Management Act, Sections 42 and 43 of the CSR, and Protocol 19 <sup>3</sup> .

## SCOPE OF WORK & FIELD OBSERVATIONS

<b>Assessment Type</b>	In-situ (borehole) sampling					
<b>Coordinates (Lat/Lon)</b>	<b>BH ID</b>	<b>Latitude</b>	<b>Longitude</b>	<b>BH ID</b>	<b>Latitude</b>	<b>Longitude</b>
	BH101	48° 25' 46.6" N	123° 25' 20.3" W	BH112	48° 25' 48.2" N	123° 24' 47.3" W
	BH102	48° 25' 46.4" N	123° 25' 19.8" W	BH113	48° 25' 48.3" N	123° 24' 45.7" W
	BH103	48° 25' 47.4" N	123° 25' 13.7" W	BH114	48° 25' 48.9" N	123° 24' 44.4" W
	BH104	48° 25' 47.0" N	123° 25' 13.9" W	BH115	48° 25' 48.5" N	123° 24' 41.5" W
	BH105	48° 25' 47.0" N	123° 25' 9.4" W	BH116	48° 25' 48.3" N	123° 24' 41.0" W
	BH106	48° 25' 47.6" N	123° 25' 8.8" W	BH117	48° 25' 48.2" N	123° 24' 37.9" W
	BH107	48° 25' 47.5" N	123° 25' 6.1" W	BH118	48° 25' 48.1" N	123° 24' 34.9" W
	BH108	48° 25' 47.2" N	123° 25' 6.4" W	BH119	48° 25' 47.8" N	123° 24' 34.8" W
	BH109	48° 25' 47.3" N	123° 25' 0.9" W	BH120	48° 25' 47.4" N	123° 24' 32.0" W
	BH110	48° 25' 48.1" N	123° 24' 56.7" W	BH121	48° 25' 47.7" N	123° 24' 31.1" W
	BH111	48° 25' 48.9" N	123° 24' 50.2" W	BH122	48° 25' 47.0" N	123° 24' 28.1" W

<sup>1</sup> BC Contaminated Sites Regulation (CSR) Schedule 3.1, Parts 1, 2 and 3. Assumes that all site-specific factors apply (groundwater used for irrigation applied to Agricultural land uses only). For pH-dependent standards, the applicable soil pH was determined on a sample-by-sample basis.

<sup>2</sup> BC Ministry of Environment and Parks (ENV), Protocol 4 – Establishing Background Concentrations in Soil, Table 1.

<sup>3</sup> ENV, Protocol 19: Site Investigation and Reporting (January 24, 2023).

Approximate Soil Volume (m3)	~300 m <sup>3</sup> (approximate soil volume for several lateral trenches)
Soil Description	<p>Fill soil was encountered at all borehole locations to depths ranging from approximately 0.4 m to 1.2 m below ground surface (bgs). The fill generally consisted of brown organic Silt with varying amounts of sand and trace to some gravel. In several locations, the fill comprised grey Sand and Gravel. The fill soils were generally firm to dense, dry to moist, and exhibited no evidence of staining or odours.</p> <p>Native soil was encountered beneath the fill at depths ranging from approximately 0.5 m to 1.2 m bgs and extended to the maximum investigated depth of 1.5 m bgs. Native soils generally consisted of either brown silty Clay or brown Sand with trace to some gravel. The native soils were moist, firm to medium dense, and showed no evidence of staining, odours, or anthropogenic debris.</p> <p>Refusal on inferred bedrock was encountered at BH104 (1.1 m bgs), BH108 (0.4 m bgs), BH115 (0.4 m bgs), BH120 (0.7 m bgs), and BH122 (0.4 m bgs). Soils overlying the inferred bedrock generally consisted of dense grey Sand and Gravel with trace cobbles and exhibited no evidence of staining or odours.</p>
Potential Contamination Sources Identified	Fill soil of unknown origin identified, as described above. Possible road salting.
Field Evidence of Contamination	<p>No odours, staining, or elevated headspace vapour measurements (maximum 5 ppm) observed.</p> <p>Occasional asphalt debris observed in the fill unit at BH118, BH120, and BH122.</p> <p>Occasional brick debris observed in the fill unit at BH103.</p>
Laboratory Analysis	<p>Potential Contaminants of Concern (PCOCs) analyzed: Metals, LEPHs<sup>4</sup>, HEPHs<sup>5</sup>, PAHs,<sup>6</sup> Sodium and Chloride Ions</p> <p>Rationale: These parameters were selected for general chemical assessment purposes, and to address the potential contamination sources described above.</p>
Sample Count	29 discrete soil samples
Approximate Sample Frequency & Rationale	<p>Due to the linear nature of the project, soil samples were collected at approximately 50 m intervals along Esquimalt Road, with samples obtained from both fill and native soil units where present.</p> <p>This scope of work was considered sufficient to assess the overall chemical quality of the soil. The assessment generally followed the sampling methodologies provided in TG1<sup>7</sup>, and our internal standard protocols. However, we note that TG1 was not considered to strictly apply, as the soil was not suspected to be contaminated.</p>

Soil analysis results are presented on the attached Tables and Laboratory Certificates, and are summarized below:

<sup>4</sup> Light Extractable Petroleum Hydrocarbons

<sup>5</sup> Heavy Extractable Petroleum Hydrocarbons

<sup>6</sup> Polycyclic Aromatic Hydrocarbons

<sup>7</sup> ENV, Technical Guidance Document 1: Site Characterization and Confirmation Testing (January 2009).

**SUMMARY OF RESULTS**

Assessed Soil	Chemically Suitable for Disposal (Land Uses)	Chemically NOT Suitable for Disposal (Land Uses)	Comments
105-2 106-2 107-2 117-1	Agricultural Urban Park Residential Low-Density Residential High-Density Commercial Industrial	No restrictions	This soil is suitable for a clean fill receiver site.
101-1 102-1 108-1 111-1 111-2 112-1 113-1 114-2 118-2 119-1 121-1	Urban Park Residential Low-Density Residential High-Density Commercial Industrial	Agricultural	This soil is suitable for a clean fill receiver site that accepts RLld soils.
116-1 122-1	Residential High-Density Commercial Industrial	Agricultural Urban Park Residential Low-Density	This soil is suitable for a clean fill receiver site such as VMD that accepts RLhd soils.
102-2 103-1 103-2 104-1 104-2 105-1 109-1 110-1 114-1 115-1 118-1 120-1	-	Agricultural Urban Park Residential Low-Density Residential High-Density Commercial Industrial	This soil may require disposal to a permitted contaminated soil facility, if a suitable clean fill receiver site cannot be identified.

The relocation of any “non-waste” soil from the Site to a clean fill receiver is not required to comply with the testing and public notification provisions of Protocol 19.

Soil vapour assessment was not considered warranted, as the risk of vapour contamination was considered to be negligible or low<sup>8</sup>.

<sup>8</sup> Soil laboratory results were less than method detection limits (MDLs) for prescribed volatile chlorinated substances, contained no volatile substance concentrations exceeding the RLld standards, and field screening demonstrated no appreciable vapours.

Concentrations of Chromium, Lead and Benzo(a)Pyrene exceeded the “rule of 20”<sup>9</sup> Hazardous Waste screening concentrations. TCLP leachate testing was completed, and the results confirmed that the soil does not meet the criteria for Hazardous Waste.

It is the responsibility of the proposed soil receiver site operator and/or their Qualified Environmental Professional (QEP) to review the laboratory analytical results, to independently determine whether the assessed soil is suitable for acceptance, and to confirm that any necessary permits or other authorizations are in place. Active Earth may also be engaged to evaluate suitability of the soil for relocation to specific receiving sites.

For parameters with pH-dependent standards, the applicable soil pH was determined by Active Earth on a sample-by-sample basis. It is the responsibility of the proposed soil receiver site operator and/or their QEP to determine whether the reported concentrations of parameters with pH-dependent standards are acceptable.

Our scope of work was strictly limited to assessing soil quality for relocation purposes. While we assume that the IL standards would apply to the Source Site, we have not verified this assumption nor have we evaluated the site-specific factors that would apply to the Source Site.

Active Earth has confirmed that select results would exceed the *assumed* IL Source Site standards. As such, off-Site relocation of the assessed soil would be considered Independent Remediation. **A QEP such as Active Earth should be engaged to verify the Source Site standards and submit the required notifications. NIR initiation must be submitted to the ENV within 3 days of the start of remediation, and NIR completion must be submitted to ENV within 90 days of the completion of remediation.**

## LIMITATIONS & CLOSURE

The use of this report by anyone is subject the limitations provided [here](#).

We trust this provides the information required at this time. If you have any questions, or require additional clarification, please contact the undersigned.

Sincerely,

### ACTIVE EARTH ENGINEERING LTD.

Prepared By:

Reviewed By:




Richard Plourde, P.Eng.  
Project Manager



Marek Downarowicz, P.Geo.  
Partner, Senior Geoscientist

### ENCL.

- Figure 1
- Tables - Analytical Results for Soil (Conservative Soil Relocation Standards)
- Laboratory Certificates




**ACTIVE EARTH**

# **LIST OF ACRONYMS**

## LIST OF ACRONYMS

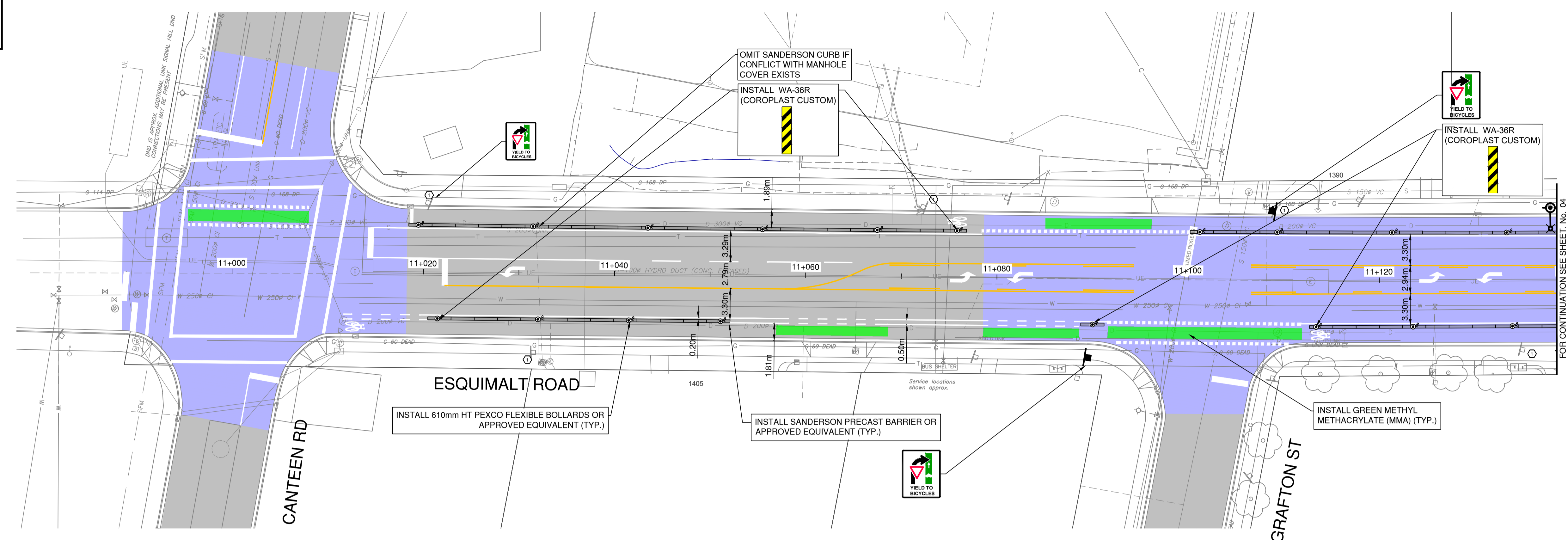
AEC	Area of Environmental Concern
AiP	Approval in Principle
AL	Agricultural Land Use Standards (CSR), or Agricultural Guidelines/Standards (CCME CSQG or CWS)
APEC	Area of Potential Environmental Concern
AST	Above Ground Storage Tank
AWfw/m	Aquatic Life Standards (CSR) (fw – freshwater, m – marine)
BCWQG	British Columbia Water Quality Guidelines
BTEXS	Benzene, Toluene, Ethylbenzene, Xylenes, and Styrene
CCME	Canadian Council of Ministers of the Environment
CL	Commercial Land Use Standards (CSR), or Commercial Guidelines/Standards (CCME CSQG or CWS)
CoC	Certificate of Compliance
COC	Contaminant of Concern
CSM	Conceptual Site Model
CSQG	Canadian Soil Quality Guidelines (CCME)
CSR	Contaminated Sites Regulation
CWS	Canada Wide Standards (CCME)
DSI	Detailed Site Investigation
DW	Drinking Water Standards (CSR)
ENV	BC Ministry of Environment & Parks
EPHw	Extractable Petroleum Hydrocarbons (w – water)
ESA	Environmental Site Assessment
GCDWQ	Guidelines for Canadian Drinking Water Quality
HBM	Hazardous Building Materials
HDPE	High-Density Polyethylene
HEPHs	Heavy Extractable Petroleum Hydrocarbons (s – soil)
HWR	BC Hazardous Waste Regulation
IL	Industrial Land Use Standards (CSR), or Industrial Guidelines/Standards (CCME CSQG or CWS)
IW	Irrigation Water Standards (CSR)
LEPHs/w	Light Extractable Petroleum Hydrocarbons (s – soil, w – water)
LW	Livestock Watering Standards (CSR)
MDL	Method Detection Limit
MTBE	Methyl Tertiary Butyl Ether (also referred to as Methyl Tert-Butyl Ether)
NIR	Notification of Independent Remediation
PAH	Polycyclic Aromatic Hydrocarbons
PCB	Polychlorinated Biphenyl
PCOC	Potential Contaminant of Concern
PERC	Tetrachloroethylene
Phase I	Phase I Environmental Site Assessment
Phase II	Phase II Environmental Site Assessment
PL	Urban Park Land Use Standards (CSR), or Parkland Guidelines/Standards (CCME CSQG or CWS)
PSI	Preliminary Site Investigation
RL	Residential Guidelines/Standards (CCME CSQG or CWS)
RLld	Residential Low-Density Land Use Standards (CSR)
RLhd	Residential High-Density Land Use Standards (CSR)
Stage 1	Stage 1 Preliminary Site Investigation
Stage 2	Stage 2 Preliminary Site Investigation
TCE	Trichloroethylene
VOC	Volatile Organic Compounds
VHw	Volatile Hydrocarbons (w – water)
VPHs/w/v	Volatile Petroleum Hydrocarbons (s – soil, w – water, v – vapour)
UST	Underground Storage Tank
WLn	Wildlands Natural Land Use Standards (CSR)
WLR	Wildlands Reverted Land Use Standards (CSR)
WTN	Well Tag Number



**ACTIVE EARTH**

# **FIGURES**

- borehole location
- soil quality <AL
- soil quality <RLld
- soil quality <RLhd
- soil quality >IL

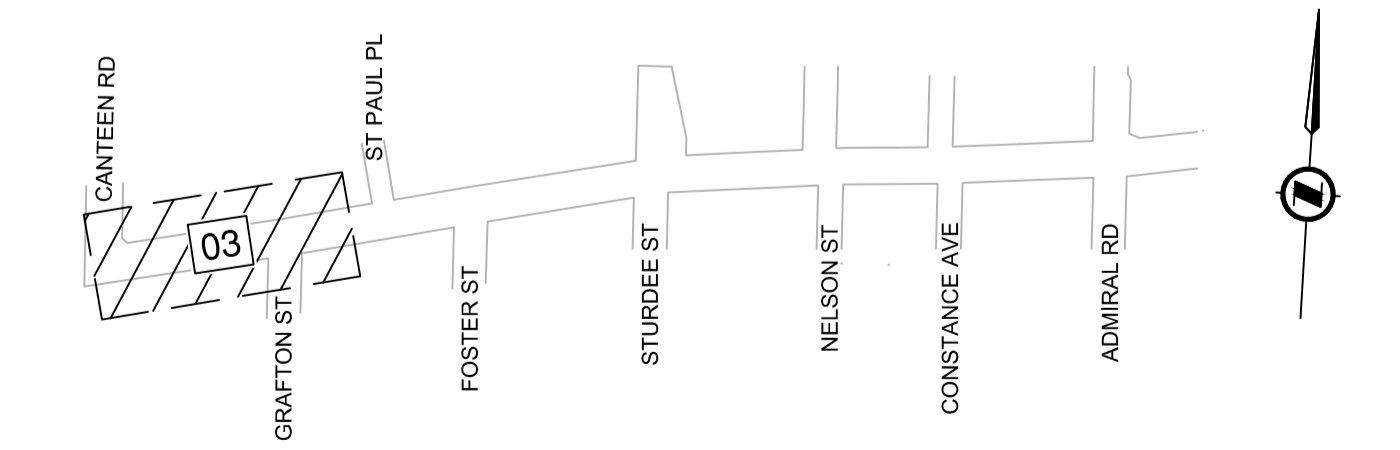


**PLAN**  
SCALE: 1:250

**DETAILED CONSTRUCTION NOTES:**

- ① REMOVE OR RELOCATE EXISTING SIGN.
- ② ADJUST CASTING TO FINISHED GRADE.

CIVIL LEGEND	CIVIL NOTES
<ul style="list-style-type: none"> <li><span style="background-color: grey; width: 20px; height: 10px; display: inline-block;"></span> CONCRETE INSTALLATION REFER TO DRAWING FOR DETAILS</li> <li><span style="background-color: blue; width: 20px; height: 10px; display: inline-block;"></span> MILL AND INLAY - REMOVE 50mm AND PLACE 50mm - LIMITS TO BE CONFIRMED IN THE FIELD PRIOR TO CONSTRUCTION</li> <li><span style="background-color: red; border: 1px dashed red; width: 20px; height: 10px; display: inline-block;"></span> FUTURE DEVELOPMENT SITE. FUTURE AAA INFRASTRUCTURE TO BE INSTALLED AS A PART OF DEVELOPMENT FRONTAGE.</li> <li><span style="background-color: grey; width: 20px; height: 10px; display: inline-block;"></span> EXISTING ROAD HATCH SHOWN FOR PAVEMENT MARKING CLARITY. NOT INDICATIVE OF PAVING SCOPE.</li> <li><span style="background-color: blue; width: 20px; height: 10px; display: inline-block;"></span> FULL DEPTH RESTORATION - 100mm OF ASPHALT (TWO LIFTS) ON TOP OF 100mm OF GRANULAR BASE AND 250mm OF GRANULAR SUB BASE</li> <li><span style="background-color: cyan; width: 20px; height: 10px; display: inline-block;"></span> 50mm THICK ASPHALT DRIVEWAY CONNECTION/ BIKE LANE</li> <li><span style="border: 1px dashed red; width: 20px; height: 10px; display: inline-block;"></span> 150mm THICK CONCRETE DRIVEWAY CROSSING</li> <li><span style="background-color: green; border: 1px dashed green; width: 20px; height: 10px; display: inline-block;"></span> 150mm THICK TOP SOIL AND SEED</li> <li><span style="border: 1px solid black; border-radius: 50%; width: 10px; height: 10px; display: inline-block; text-align: center; vertical-align: middle;">FP</span> FLEXIBLE BOLLARD REFER TO NOTES FOR PRODUCT INFO</li> <li><span style="background-color: grey; width: 20px; height: 10px; display: inline-block;"></span> PRECAST CONCRETE BARRIER CURB. SHY LINE TO BE AT AN OFFSET OF 200mm UNLESS STATED OTHERWISE</li> </ul>	<ol style="list-style-type: none"> <li>1. 610mm HT FLEXIBLE BOLLARD:               <ol style="list-style-type: none"> <li>1.1. MANUFACTURER: PEXCO LLC</li> <li>1.2. MODEL: CITY POST - SURFACE MOUNT</li> <li>1.3. COLOUR: WHITE</li> <li>1.4. REFLECTIVE WHITE BANDS</li> <li>1.5. CONTRACTOR SUPPLIED</li> </ol> </li> <li>2. BOLLARD SPACING NOTES:               <ol style="list-style-type: none"> <li>2.1. FLEXIBLE BOLLARD SPACING TO BE 12.0M C/C (TYPICAL) UNLESS OTHERWISE NOTED.</li> <li>2.2. BOLLARD SPACING MAY BE ADJUSTED TO SUIT FIELD CONDITIONS WITH APPROVAL OF THE CONTRACT ADMINISTRATOR. SPACING SHALL NOT EXCEED 12.0M C/C.</li> </ol> </li> <li>3. R7301 STAINLESS STEEL BOLLARD               <ol style="list-style-type: none"> <li>3.1. MANUFACTURER: RELIANCE FOUNDRY</li> <li>3.2. TOWNSHIP SUPPLIED</li> </ol> </li> <li>4. REFER TO CIVIL DETAIL SHEET 13 FOR CURB RETURN PROFILES</li> <li>5. REFER TO LEGEND SHEET 02 FOR PAVEMENT MARKING AND SYMBOL DIMENSIONS</li> <li>6. CONTRACTOR TO CONFIRM CONDITION OF EXISTING CATCH BASIN LEADS AND SANITARY SERVICES WITH PUSH CAMERA AND/OR CCTV INSPECTION PRIOR TO CONNECTION</li> <li>7. PAVEMENT MARKINGS TO BE ERADICATED FROM               <ol style="list-style-type: none"> <li>7.1. STA 11+010 - STA 11+080   STA. 11+320 - STA. 11+390   STA. 11+410 - STA. 11+460   STA. 12+050 - STA. 12+090   STA. 12+110 - STA. 12+170   STA. 12+210 - STA. 12+260   STA. 12+360 - STA. 12+420 (SHY LINE AND ELEPHANTS FEET)</li> <li>7.1. LIMITS OF ERADICATION ARE TO BE CONFIRMED IN THE FIELD WITH THE CONTRACT ADMINISTRATOR A MINIMUM OF 5 DAYS PRIOR TO ERADICATION WORK.</li> </ol> </li> </ol>



**KEY PLAN**



File: C:\ADS\ACCD\03\133995\Production\Phase2\33995\_SH\_ROADWORK\_Ph2A.dwg

REV NO.	REVISION DESCRIPTION	DATE	DRAWN	APPRD
0	90% DESIGN CIRCULATION	2026/05/04	EJS	BJO
1				
2				
3				
4				



**ROAD WORKS**

**ROADWORK**  
STA 11+000 TO STA 11+130

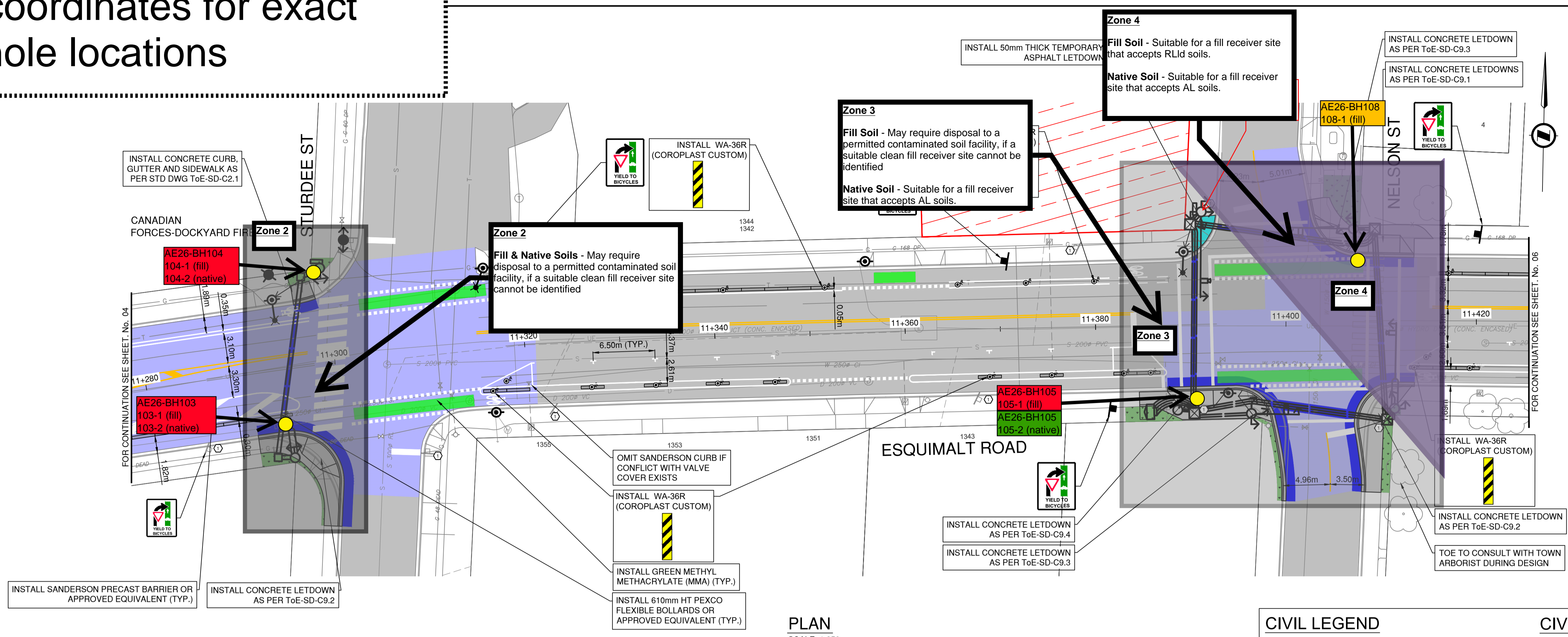
**90% DESIGN CIRCULATION**



DESIGN NO. 33995		DWG. NO. 03 OF 16	
SCALE	1:250	CREATION DATE	2025/09/19
DRAWN BY	EJS	DESIGN BY	EJS
CHECKED BY	ECH	APPROVED BY	BJO
PLOT DATE	May 8, 2026		
			REV. 0



See coordinates for exact borehole locations

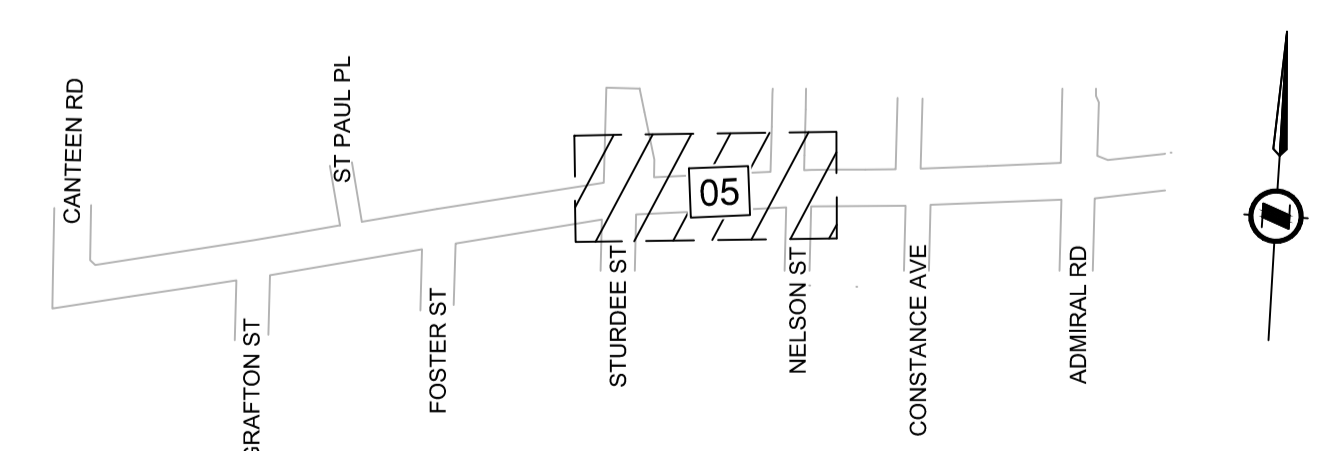


PLAN  
SCALE: 1:250

**DETAILED CONSTRUCTION NOTES:**

- ⊖ REMOVE OR RELOCATE EXISTING SIGN.
- ⊕ ADJUST CASTING TO FINISHED GRADE.

CIVIL LEGEND		CIVIL NOTES	
[Grey Box]	CONCRETE INSTALLATION REFER TO DRAWING FOR DETAILS	1.	610mm HT FLEXIBLE BOLLARD: 1.1. MANUFACTURER: PEXCO LLC 1.2. MODEL: CITY POST - SURFACE MOUNT 1.3. COLOUR: WHITE 1.4. REFLECTIVE WHITE BANDS 1.5. CONTRACTOR SUPPLIED
[Blue Box]	MILL AND INLAY - REMOVE 50mm AND PLACE 50mm - LIMITS TO BE CONFIRMED IN THE FIELD PRIOR TO CONSTRUCTION	2.	BOLLARD SPACING NOTES: 2.1. FLEXIBLE BOLLARD SPACING TO BE 12.0M C/C (TYPICAL) UNLESS OTHERWISE NOTED. 2.2. BOLLARD SPACING MAY BE ADJUSTED TO SUIT FIELD CONDITIONS WITH APPROVAL OF THE CONTRACT ADMINISTRATOR. SPACING SHALL NOT EXCEED 12.0M C/C.
[Red Hatched Box]	FUTURE DEVELOPMENT SITE. FUTURE AAA INFRASTRUCTURE TO BE INSTALLED AS A PART OF DEVELOPMENT FRONTAGE.	3.	R7301 STAINLESS STEEL BOLLARD 3.1. MANUFACTURER: RELIANCE FOUNDRY 3.2. TOWNSHIP SUPPLIED
[Dark Grey Box]	EXISTING ROAD DEVELOPMENT SHOWN FOR PAVEMENT MARKING CLARITY. NOT INDICATIVE OF PAVING SCOPE.	4.	REFER TO CIVIL DETAIL SHEET 13 FOR CURB RETURN PROFILES
[Blue Box]	FULL DEPTH RESTORATION - 100mm OF ASPHALT (TWO LIFTS) ON TOP OF 100mm OF GRANULAR BASE AND 250mm OF GRANULAR SUB BASE	5.	REFER TO LEGEND SHEET 02 FOR PAVEMENT MARKING AND SYMBOL DIMENSIONS
[Cyan Box]	50mm THICK ASPHALT DRIVEWAY CONNECTION/ BIKE LANE	6.	CONTRACTOR TO CONFIRM CONDITION OF EXISTING CATCH BASIN LEADS AND SANITARY SERVICES WITH PUSH CAMERA AND/OR CCTV INSPECTION PRIOR TO CONNECTION
[Red Dashed Box]	150mm THICK CONCRETE DRIVEWAY CROSSING	7.	PAVEMENT MARKINGS TO BE ERADICATED FROM 7.1. STA 11+010 - STA 11+080   STA. 11+320 - STA. 11+390   STA. 11+410 - STA. 11+460   STA. 12+050 - STA. 12+090   STA. 12+110 - STA. 12+170   STA. 12+210 - STA. 12+260   STA. 12+360 - STA. 12+420 (SHY LINE AND ELEPHANTS FEET)
[Green Dotted Box]	150mm THICK TOP SOIL AND SEED	7.1.	LIMITS OF ERADICATION ARE TO BE CONFIRMED IN THE FIELD WITH THE CONTRACT ADMINISTRATOR A MINIMUM OF 5 DAYS PRIOR TO ERADICATION WORK.
[Circle with FP]	FLEXIBLE BOLLARD REFER TO NOTES FOR PRODUCT INFO		
[Grey Line]	PRECAST CONCRETE BARRIER CURB. SHY LINE TO BE AT AN OFFSET OF 200mm UNLESS STATED OTHERWISE		



KEY PLAN

File: C:\ADS\ACCD\03\133995\Production\Phase2\33995\_SH\_ROADWORK\_Ph2A.dwg

REV NO.	REVISION DESCRIPTION	DATE	DRAWN	APPRD
0	90% DESIGN CIRCULATION	2026/05/04	EJS	BJO
1				
2				
3				
4				



**ROAD WORKS**

**ROADWORKS**  
STA 11+280 TO STA 11+420

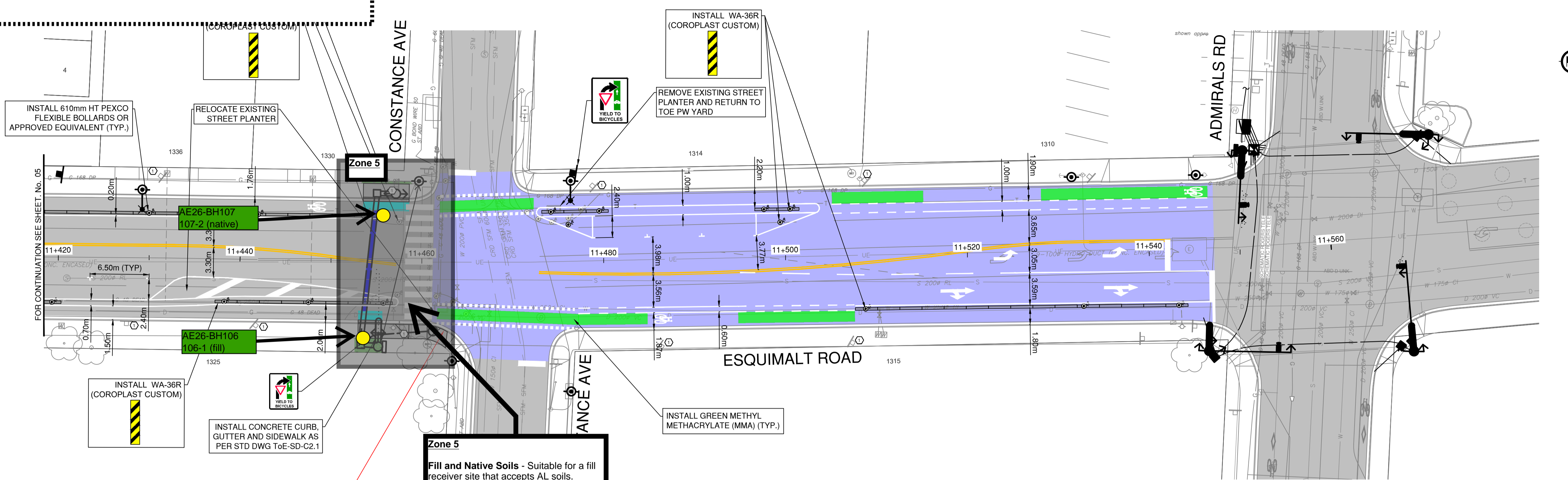
90% DESIGN CIRCULATION

DESIGN NO. **33995**



SCALE	1:250	CREATION DATE	2025/09/19	DWG. NO.	05
DRAWN BY	EJS	DESIGN BY	EJS	OF	16
CHECKED BY	ECH	APPROVED BY	BJO	REV.	0
PLOT DATE	May 8, 2026				

See coordinates for exact borehole locations



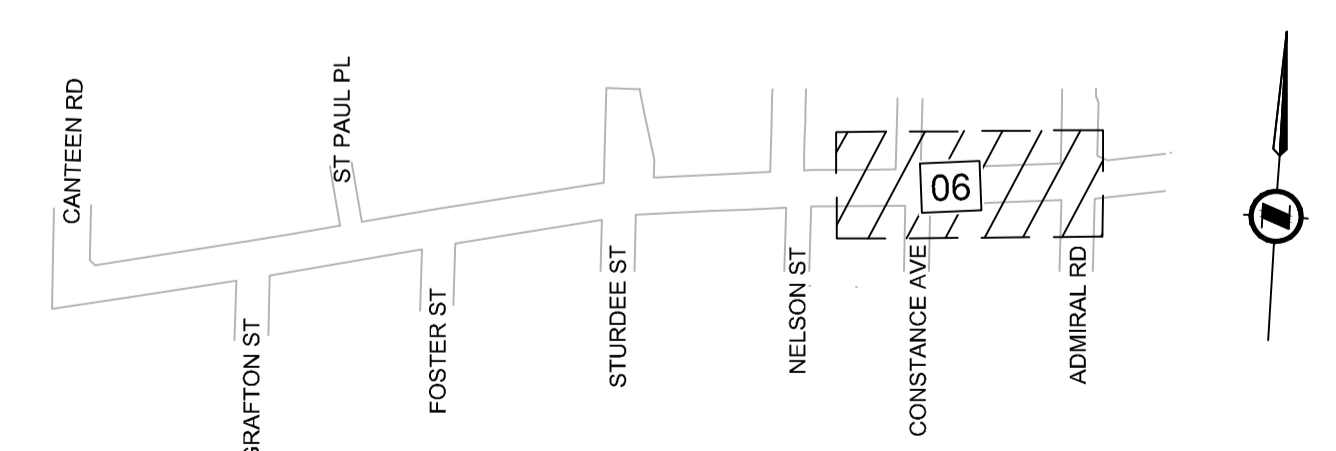
**Zone 5**  
Fill and Native Soils - Suitable for a fill  
receiver site that accepts AL soils.

PLAN  
SCALE: 1:250

**DETAILED CONSTRUCTION NOTES:**

- ⊖ REMOVE OR RELOCATE EXISTING SIGN.
- ⊕ ADJUST CASTING TO FINISHED GRADE.

CIVIL LEGEND	CIVIL NOTES
CONCRETE INSTALLATION REFER TO DRAWING FOR DETAILS	<ol style="list-style-type: none"> <li>610mm HT FLEXIBLE BOLLARD: 1.1. MANUFACTURER: PEXCO LLC 1.2. MODEL: CITY POST - SURFACE MOUNT 1.3. COLOUR: WHITE 1.4. REFLECTIVE WHITE BANDS 1.5. CONTRACTOR SUPPLIED</li> <li>BOLLARD SPACING NOTES: 2.1. FLEXIBLE BOLLARD SPACING TO BE 12.0M C/C (TYPICAL) UNLESS OTHERWISE NOTED. 2.2. BOLLARD SPACING MAY BE ADJUSTED TO SUIT FIELD CONDITIONS WITH APPROVAL OF THE CONTRACT ADMINISTRATOR. SPACING SHALL NOT EXCEED 12.0M C/C.</li> <li>R7301 STAINLESS STEEL BOLLARD 3.1. MANUFACTURER: RELIANCE FOUNDRY 3.2. TOWNSHIP SUPPLIED</li> <li>REFER TO CIVIL DETAIL SHEET 13 FOR CURB RETURN PROFILES</li> <li>REFER TO LEGEND SHEET 02 FOR PAVEMENT MARKING AND SYMBOL DIMENSIONS</li> <li>CONTRACTOR TO CONFIRM CONDITION OF EXISTING CATCH BASIN LEADS AND SANITARY SERVICES WITH PUSH CAMERA AND/OR CCTV INSPECTION PRIOR TO CONNECTION</li> <li>PAVEMENT MARKINGS TO BE ERADICATED FROM 7.1. STA 11+010 - STA 11+080   STA. 11+320 - STA. 11+390   STA. 11+410 - STA. 11+460   STA. 12+050 - STA. 12+090   STA. 12+110 - STA. 12+170   STA. 12+210 - STA. 12+260   STA. 12+360 - STA. 12+420 (SHY LINE AND ELEPHANTS FEET) 7.1. LIMITS OF ERADICATION ARE TO BE CONFIRMED IN THE FIELD WITH THE CONTRACT ADMINISTRATOR A MINIMUM OF 5 DAYS PRIOR TO ERADICATION WORK.</li> </ol>
MILL AND INLAY - REMOVE 50mm AND PLACE 50mm - LIMITS TO BE CONFIRMED IN THE FIELD PRIOR TO CONSTRUCTION	
FUTURE DEVELOPMENT SITE. FUTURE AAA INFRASTRUCTURE TO BE INSTALLED AS A PART OF DEVELOPMENT FRONTAGE.	
EXISTING ROAD DEVELOPMENT SHOWN FOR PAVEMENT MARKING CLARITY. NOT INDICATIVE OF PAVING SCOPE.	
FULL DEPTH RESTORATION - 100mm OF ASPHALT (TWO LIFTS) ON TOP OF 100mm OF GRANULAR BASE AND 250mm OF GRANULAR SUB BASE	
50mm THICK ASPHALT DRIVEWAY CONNECTION/ BIKE LANE	
150mm THICK CONCRETE DRIVEWAY CROSSING	
150mm THICK TOP SOIL AND SEED	
FLEXIBLE BOLLARD REFER TO NOTES FOR PRODUCT INFO	
PRECAST CONCRETE BARRIER CURB. SHY LINE TO BE AT AN OFFSET OF 200mm UNLESS STATED OTHERWISE	



KEY PLAN



90% DESIGN CIRCULATION DESIGN NO. 33995

REV NO.	REVISION DESCRIPTION	DATE	DRAWN	APPRD
0	90% DESIGN CIRCULATION	2026/05/04	EJS	BJO
1				
2				
3				
4				



ROAD WORKS

ROADWORKS  
STA 11+420 TO STA 11+560



1051 Vancouver St, Victoria, BC V8V 3K3  
T: (250)561-3230 F: (604)629-5756

SCALE	1:250	CREATION DATE	2025/09/19	DWG. NO.
DRAWN BY	EJS	DESIGN BY	EJS	06 OF 16
CHECKED BY	ECH	APPROVED BY	BJO	REV. 0
PLOT DATE	May 8, 2026			

File: C:\ADS\ACCD\03\33995\Production\Phase2\33995\_SH\_ROADWORK\_P12A.dwg

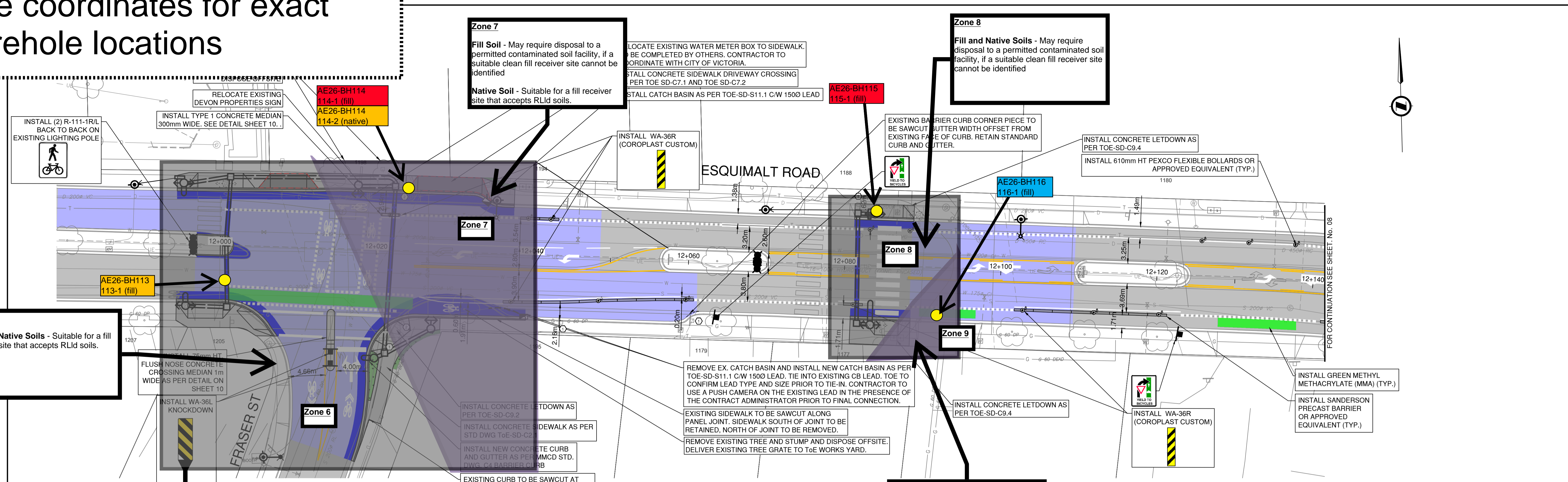
See coordinates for exact borehole locations

**Zone 7**  
**Fill Soil** - May require disposal to a permitted contaminated soil facility, if a suitable clean fill receiver site cannot be identified  
**Native Soil** - Suitable for a fill receiver site that accepts RLld soils.

**Zone 8**  
**Fill and Native Soils** - May require disposal to a permitted contaminated soil facility, if a suitable clean fill receiver site cannot be identified

**Zone 6**  
**Fill and Native Soils** - Suitable for a fill receiver site that accepts RLld soils.

**Zone 9**  
**Fill and Native Soils** - Suitable for a fill receiver site that accepts RLhd soils.

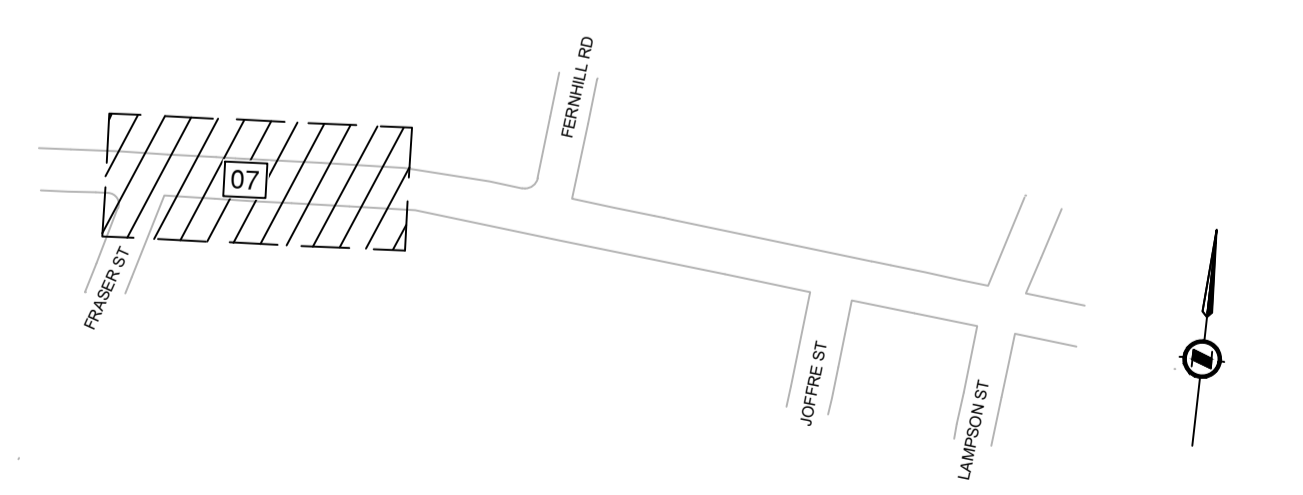


PLAN  
SCALE: 1:250

**DETAILED CONSTRUCTION NOTES:**

- ⊖ REMOVE OR RELOCATE EXISTING SIGN.
- ⊕ ADJUST CASTING TO FINISHED GRADE.

CIVIL LEGEND		CIVIL NOTES	
[Grey Box]	CONCRETE INSTALLATION REFER TO DRAWING FOR DETAILS	1.	610mm HT FLEXIBLE BOLLARD:
[Blue Box]	MILL AND INLAY - REMOVE 50mm AND PLACE 50mm - LIMITS TO BE CONFIRMED IN THE FIELD PRIOR TO CONSTRUCTION	1.1.	MANUFACTURER: PEXCO LLC
[Red Hatched Box]	FUTURE DEVELOPMENT SITE. FUTURE AAA INFRASTRUCTURE TO BE INSTALLED AS A PART OF DEVELOPMENT FRONTAGE.	1.2.	MODEL: CITY POST - SURFACE MOUNT
[Dark Grey Box]	EXISTING ROAD HATCH SHOWN FOR PAVEMENT MARKING CLARITY. NOT INDICATIVE OF PAVING SCOPE.	1.3.	COLOUR: WHITE
[Blue Box]	FULL DEPTH RESTORATION - 100mm OF ASPHALT (TWO LIFTS) ON TOP OF 100mm OF GRANULAR BASE AND 250mm OF GRANULAR SUB BASE	1.4.	REFLECTIVE WHITE BANDS
[Cyan Box]	50mm THICK ASPHALT DRIVEWAY CONNECTION/ BIKE LANE	1.5.	CONTRACTOR SUPPLIED
[Red Dashed Box]	150mm THICK CONCRETE DRIVEWAY CROSSING	2.	BOLLARD SPACING NOTES:
[Green Box]	150mm THICK TOP SOIL AND SEED	2.1.	FLEXIBLE BOLLARD SPACING TO BE 12.0M C/C (TYPICAL) UNLESS OTHERWISE NOTED.
[Circle with FP]	FLEXIBLE BOLLARD REFER TO NOTES FOR PRODUCT INFO	2.2.	BOLLARD SPACING MAY BE ADJUSTED TO SUIT FIELD CONDITIONS WITH APPROVAL OF THE CONTRACT ADMINISTRATOR. SPACING SHALL NOT EXCEED 12.0M C/C.
[Grey Box with Line]	PRECAST CONCRETE BARRIER CURB. SHY LINE TO BE AT AN OFFSET OF 200mm UNLESS STATED OTHERWISE	3.	R7301 STAINLESS STEEL BOLLARD
		3.1.	MANUFACTURER: RELIANCE FOUNDRY
		3.2.	TOWNSHIP SUPPLIED
		4.	REFER TO CIVIL DETAIL SHEET 13 FOR CURB RETURN PROFILES
		5.	REFER TO LEGEND SHEET 02 FOR PAVEMENT MARKING AND SYMBOL DIMENSIONS
		6.	REFER TO CIVIL DETAIL SHEET 13 FOR CURB RETURN PROFILES
		7.	PAVEMENT MARKINGS TO BE ERADICATED FROM
		7.1.	STA 11+010 - STA 11+080   STA. 11+320 - STA. 11+390   STA. 11+410 - STA. 11+460   STA. 12+050 - STA. 12+090   STA. 12+110 - STA. 12+170   STA. 12+210 - STA. 12+260   STA. 12+360 - STA. 12+420 (SHY LINE AND ELEPHANTS FEET)
		7.1.	LIMITS OF ERADICATION ARE TO BE CONFIRMED IN THE FIELD WITH THE CONTRACT ADMINISTRATOR A MINIMUM OF 5 DAYS PRIOR TO ERADICATION WORK.




KEY PLAN



File: C:\ADS\ACCD\03\33995\Production\Phase2\33995\_SH\_ROADWORK\_P12A.dwg

REV NO.	REVISION DESCRIPTION	DATE	DRAWN	APPRD
0	90% DESIGN CIRCULATION	2026/05/04	EJS	BJO
1				
2				
3				
4				



**ROAD WORKS**

**ROADWORKS**  
STA 12+000 TO STA 12+140

90% DESIGN CIRCULATION



DESIGN NO.	
SCALE	1:250
DRAWN BY	EJS
CHECKED BY	ECH
PLOT DATE	May 8, 2026

CREATION DATE	2025/09/19
DESIGN BY	EJS
APPROVED BY	BJO

**33995**

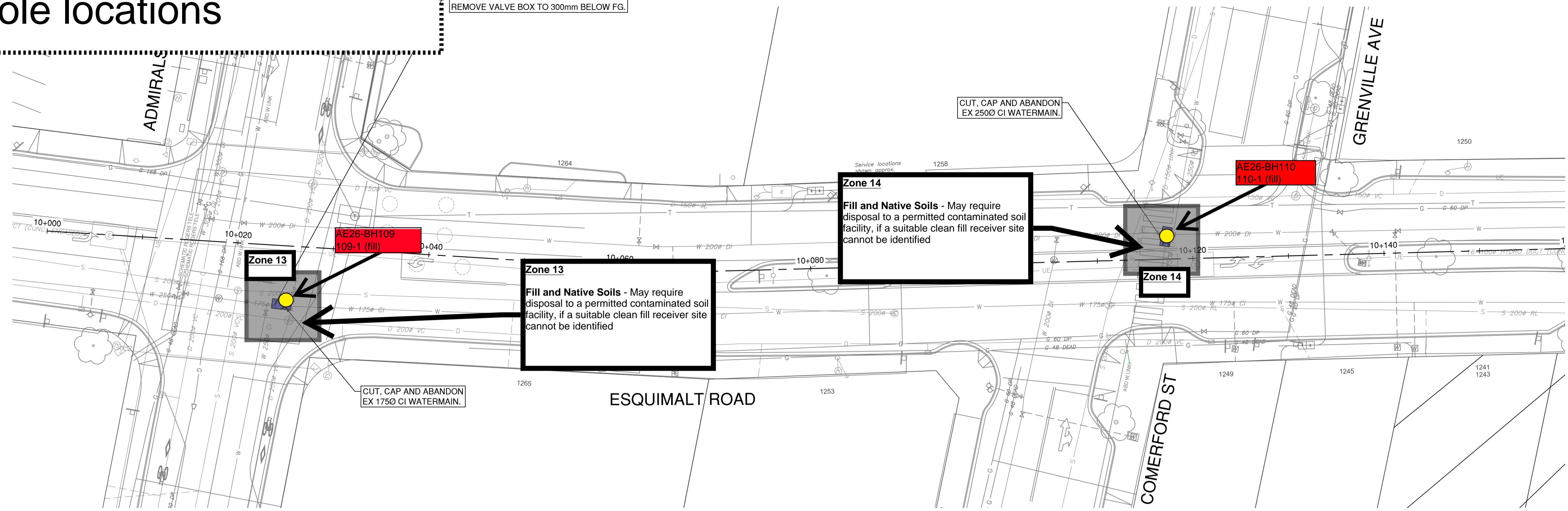
DWG. NO.	07
OF	16
REV.	0



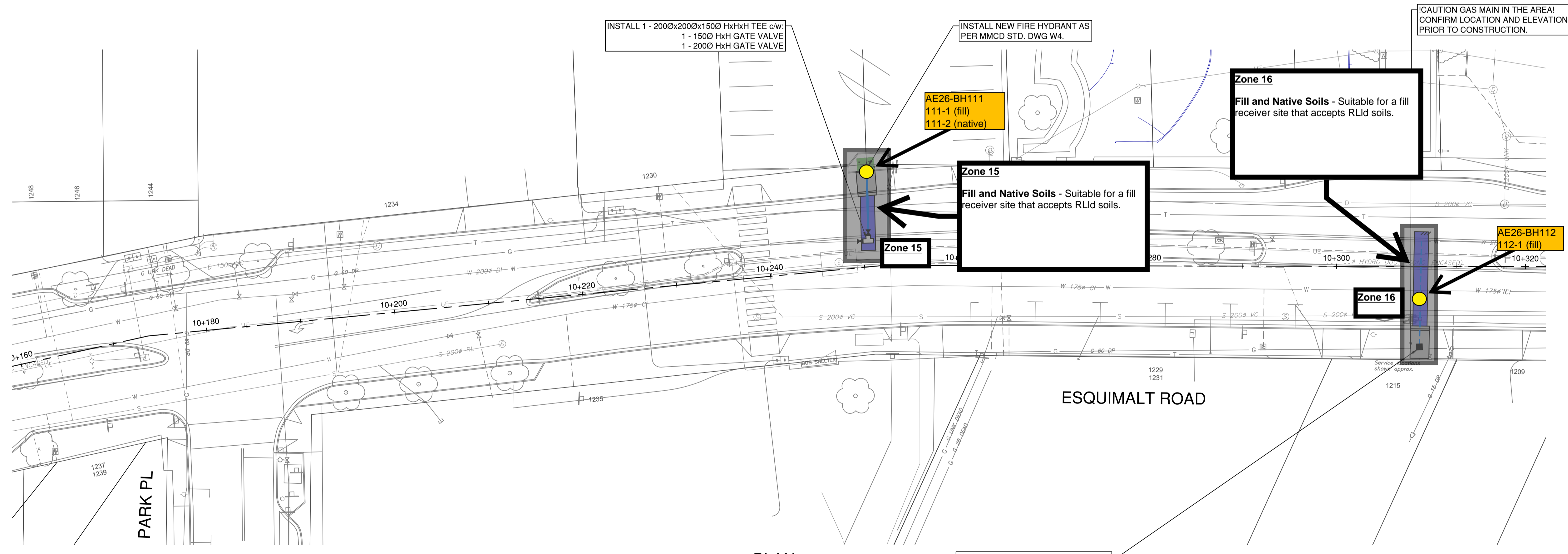


See coordinates for exact borehole locations

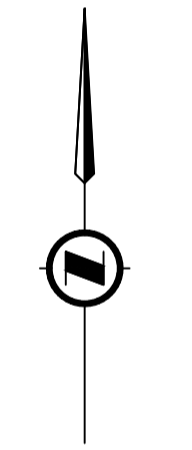
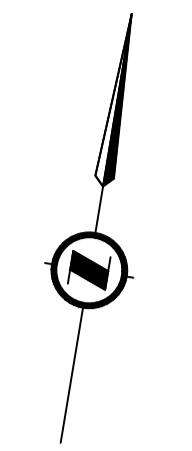
EX. 1750 GV. CLOSE & ABANDON IN PLACE.  
REMOVE VALVE BOX TO 300mm BELOW FG.



PLAN  
SCALE: 1:250



PLAN  
SCALE: 1:250



**CIVIL LEGEND**

	CONCRETE INSTALLATION REFER TO DRAWING FOR DETAILS
	FULL DEPTH RESTORATION - 100mm OF ASPHALT (TWO LIFTS) ON TOP OF 100mm OF GRANULAR BASE AND 250mm OF GRANULAR SUB BASE
	150mm THICK CONCRETE DRIVEWAY CROSSING
	150mm THICK TOP SOIL AND SEED



File: Z:\Shared\Projects\34603\34603\_Cov\_Esquimalt\_Bd\_Watermain02\_CADD\20\_Drafting\202\_Productions\34603\_SH\_PL\_Vic\_Watermain.dwg

REV NO.	REVISION DESCRIPTION	DATE	DRAWN	APPRD
0	60% DESIGN	26/05/11	ECH	BJO
1				
2				
3				
4				



**WATERWORKS**  
STA 10+000 TO 10+320



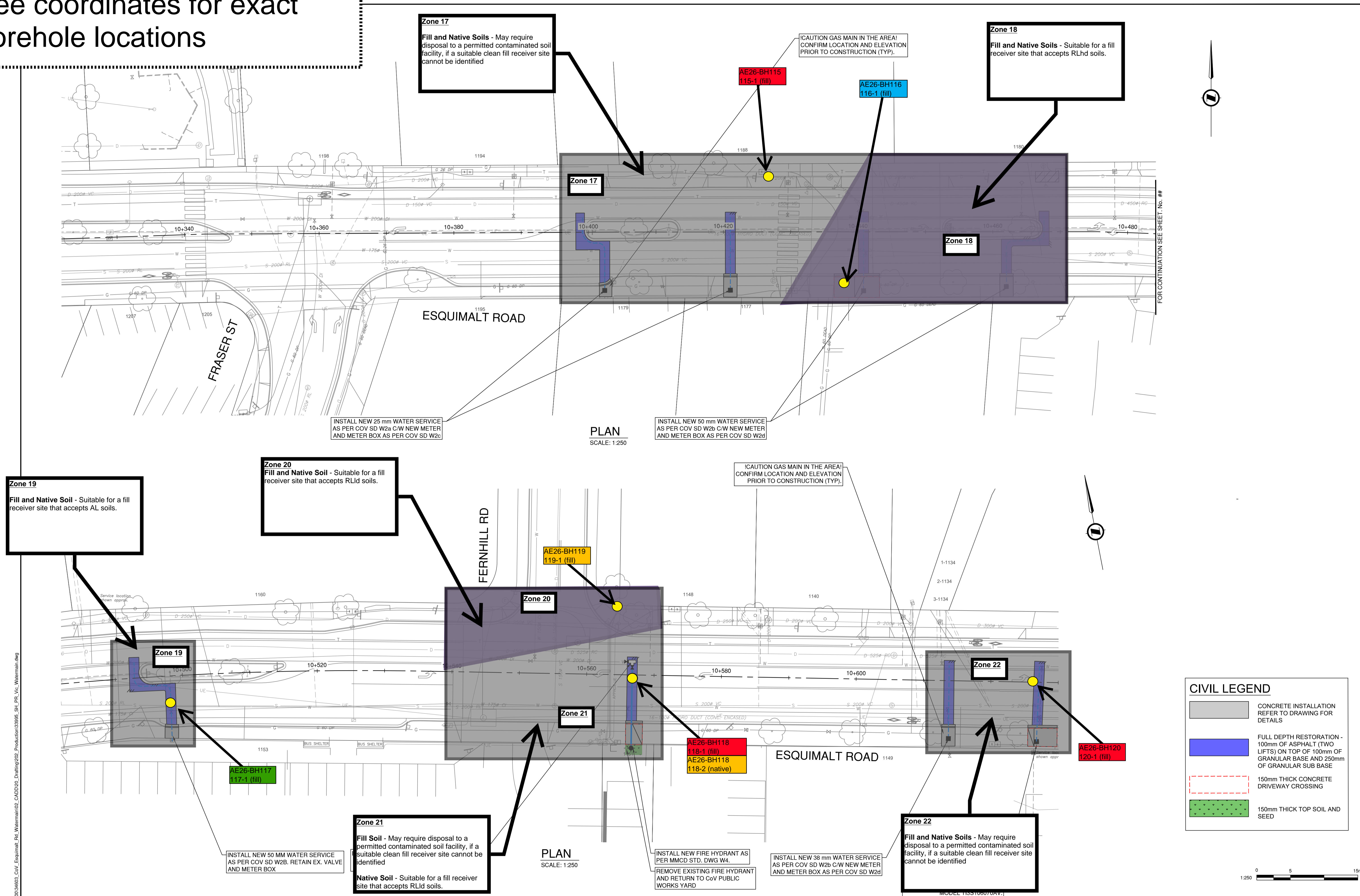
1051 Vancouver St, Victoria, BC V8V 3K3  
T: (250)361-3230 F: (604)629-5756

60% DESIGN DESIGN NO.

SCALE	1:250	CREATION DATE	2026/05/11	DWG. NO.	02 OF 04
DRAWN BY	ECH	DESIGN BY	ECH		
CHECKED BY	BJO	APPROVED BY	BJO		
PLOT DATE	May 11, 2026				REV. 0

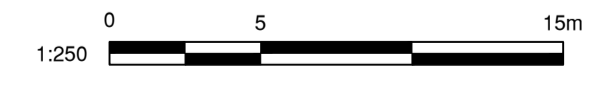
34603

See coordinates for exact borehole locations



**CIVIL LEGEND**

	CONCRETE INSTALLATION REFER TO DRAWING FOR DETAILS
	FULL DEPTH RESTORATION - 100mm OF ASPHALT (TWO LIFTS) ON TOP OF 100mm OF GRANULAR BASE AND 250mm OF GRANULAR SUB BASE
	150mm THICK CONCRETE DRIVEWAY CROSSING
	150mm THICK TOP SOIL AND SEED



REV NO.	REVISION DESCRIPTION	DATE	DRAWN	APPRD
0	60% DESIGN	26/05/11	ECH	BJO
1				
2				
3				
4				



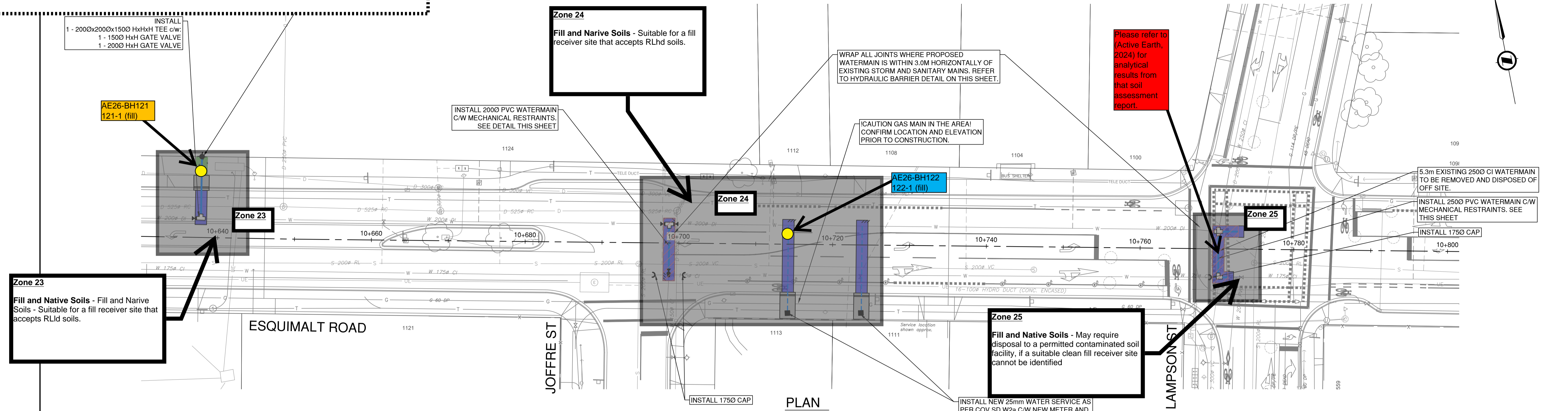
**WATERWORKS**  
STA 10+320 TO 10+630



60% DESIGN		DESIGN NO. 34603	
SCALE	1:250	CREATION DATE	2026/05/11
DRAWN BY	ECH	DESIGN BY	ECH
CHECKED BY	BJO	APPROVED BY	BJO
PLOT DATE	May 11, 2026		
DWG. NO.	03 OF 04		
			REV. 0

File: Z:\Shared\Projects\34603\34603\_Cov\_Esquimalt\_Bd\_Watermain02\_CADD\20\_Drafting\202\_Production\34603\_SH\_PL\_Vic\_Watermain.dwg

See coordinates for exact borehole locations



**Zone 23**  
 Fill and Native Soils - Fill and Narive Soils - Suitable for a fill receiver site that accepts RLld soils.

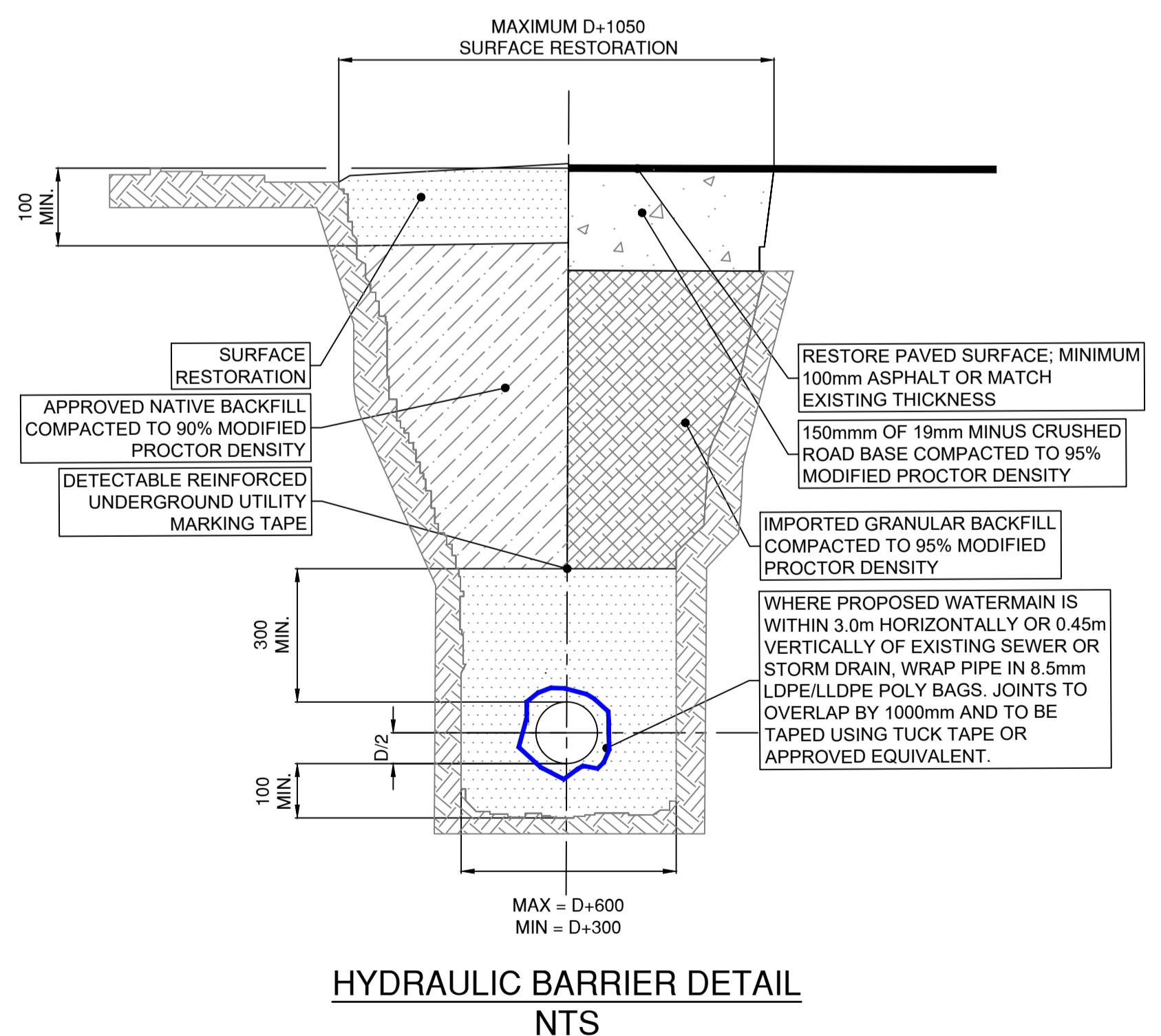
**Zone 24**  
 Fill and Narive Soils - Suitable for a fill receiver site that accepts RLhd soils.

**Zone 25**  
 Fill and Native Soils - May require disposal to a permitted contaminated soil facility, if a suitable clean fill receiver site cannot be identified

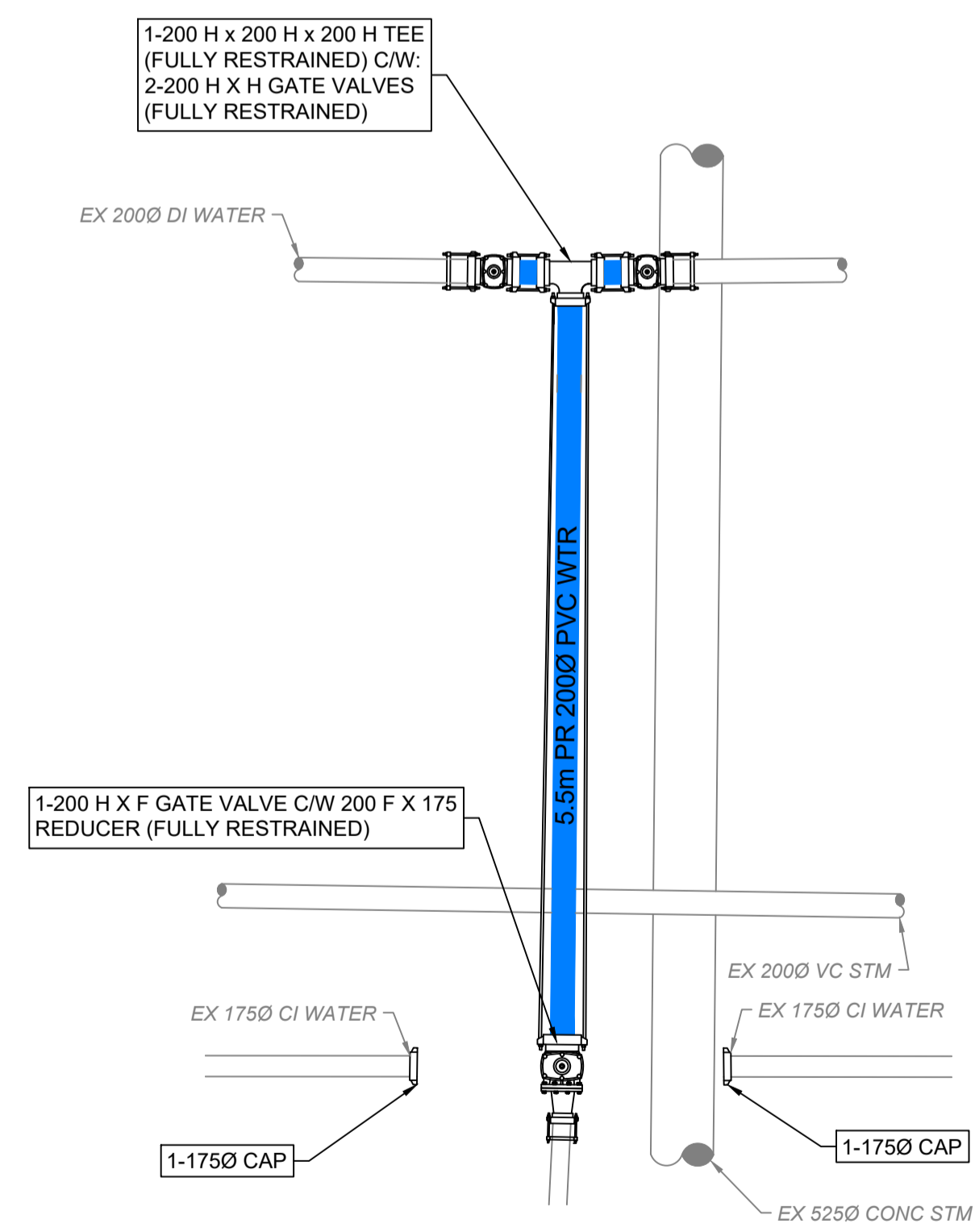
Please refer to (Active Earth, 2024) for analytical results from that soil assessment report.

PLAN  
 SCALE: 1:250

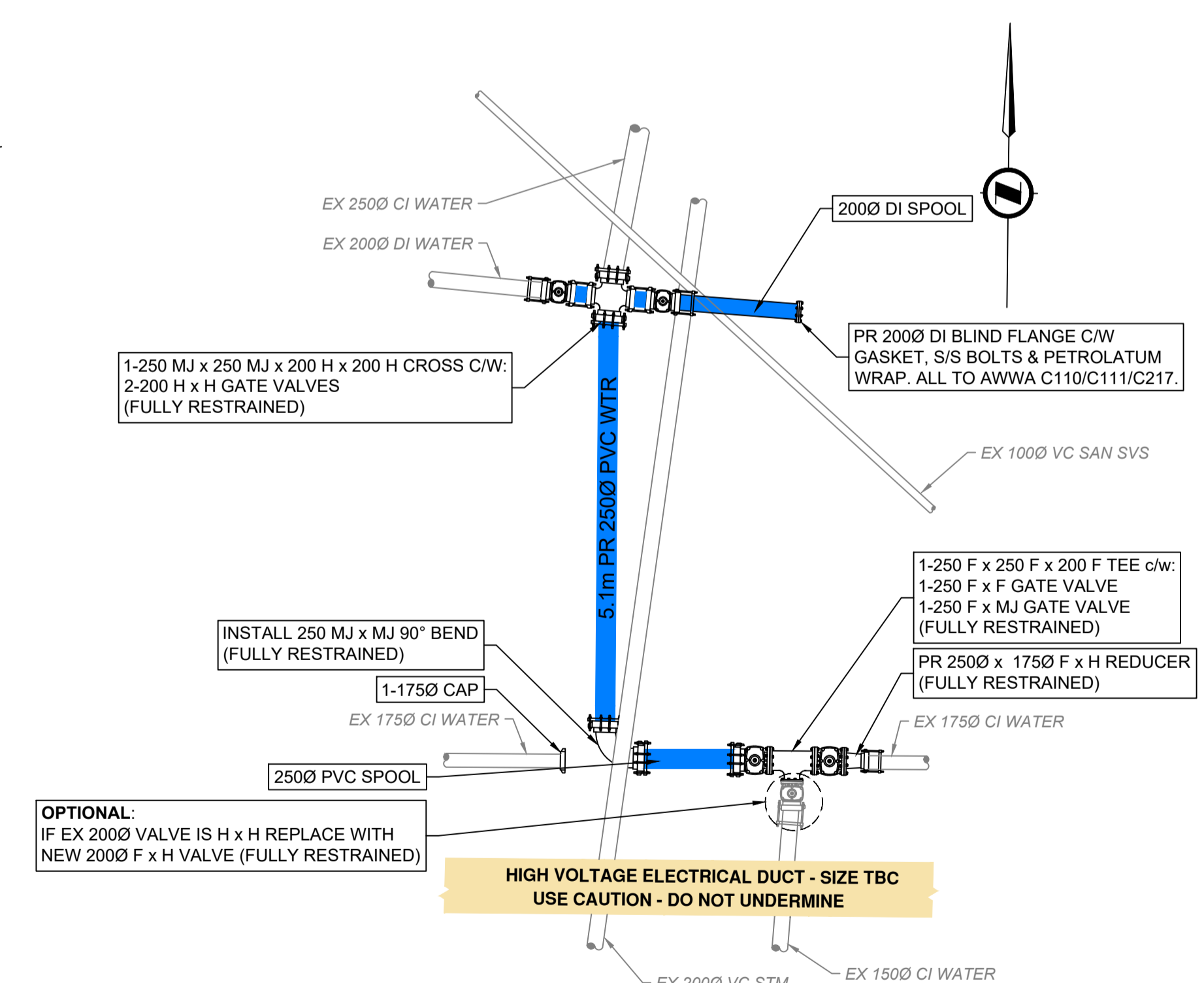
PIPE DIAMETER	BENDS					TEE (BRANCH SIZE)				REDUCER	DEAD END	
	11.25°	22.5°	45°	90°	1500	2000	2500	13000	1500			2000
1500	1.000	2.000	3.500	8.500	4.000	-	-	-	13.000	-	-	24.500
2000	1.500	2.500	4.500	10.500	3.000	4.000	-	-	23.500	-	-	32.000
2500	1.500	3.000	4.500	12.500	2.000	4.000	4.500	-	-	24.000	13.000	38.500



HYDRAULIC BARRIER DETAIL  
 NTS



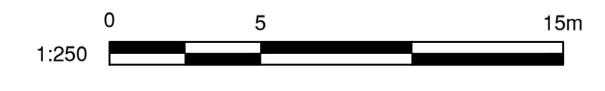
WATERMAIN TIE-IN DETAIL - JOFFRE ST AT ESQUIMALT RD  
 NTS



WATERMAIN TIE-IN DETAIL - LAMPSON ST AT ESQUIMALT RD  
 NTS

**CIVIL LEGEND**

- CONCRETE INSTALLATION REFER TO DRAWING FOR DETAILS
- FULL DEPTH RESTORATION - 100mm OF ASPHALT (TWO LIFTS) ON TOP OF 100mm OF GRANULAR BASE AND 250mm OF GRANULAR SUB BASE
- 150mm THICK CONCRETE DRIVEWAY CROSSING
- 150mm THICK TOP SOIL AND SEED



File: Z:\Shared\Projects\34603\4603\_CoV\_Eng\Eng\Bd\_Watermain02\_CADD\20\_Drafting\202\_Productions\3395\_SH\_Pf\_Vic\_Watermain.dwg

REV NO.	REVISION DESCRIPTION	DATE	DRAWN	APPRD
0	60% DESIGN	26/05/11	ECH	BJO
1				
2				
3				
4				




**WATERMAIN**  
 STA 10+630 TO 10+800



1051 Vancouver St, Victoria, BC V8V 3K3  
 T: (250)361-3230 F: (604)629-5756

60% DESIGN		DESIGN NO.		34603	
SCALE	1:250	CREATION DATE	2026/05/11	DWG. NO.	
DRAWN BY	ECH	DESIGN BY	ECH	04 OF	
CHECKED BY	BJO	APPROVED BY	BJO	04	
PLOT DATE	May 11, 2026			REV. 0	



**ACTIVE EARTH**

**TABLES**

**Analytical Table Footnotes: Analytical Results for Soil - Comparison to Conservative Soil Relocation Standards**

Tables should be viewed and printed in colour.

All concentrations in µg/g, except pH or where otherwise noted.

All terms defined within the body of Active Earth's report.

- < Result is less than the laboratory detection limit indicated.
- Parameter not analyzed or no standard or guideline applies.

NC RPDs are not calculated where values are non detect, or one or more concentrations are less than five times maximum detection limit.

BC Contaminated Sites Regulation (CSR BC Reg. 375/96, including amendments up to the date of this report), Numerical Soil Standards (Schedule 3.1 Parts 1, 2, and 3) for soil relocation to the receiver site land uses indicated below. When evaluating soil relocation, all site specific factors are considered to apply (except groundwater used for irrigation, which was considered to apply to Agricultural lands only, not Residential Low-Density or Urban Park lands). If any results exceed these standards, the soil relocation to the respective land use is prohibited unless the receiver site is duly authorized by Permit or Contaminated Soil Relocation Agreement (CSRA).

Applicable Site-Specific Factors (CSR)	Soil Relocation Land Use Standards (CSR)	
Intake of contaminated soil	Agricultural (AL)	Included for Information Purposes
Toxicity to soil invertebrates and plants	Urban Park (PL)	Included for Information Purposes
Groundwater used for drinking water	Residential - Low Density (RLId)	Included for Information Purposes
Groundwater flow to surface water used by aquatic life - freshwater and marine	Residential - High Density (RLhd)	Included for Information Purposes
Livestock ingesting soil and fodder (applied to Agricultural land use standards only)	Commercial (CL)	Included for Information Purposes
Major microbial functional impairment (applied to Agricultural land use standards only)	Industrial (IL)	Included for Information Purposes
Groundwater used for livestock watering (applied to Agricultural land use standards only)		
Groundwater used for irrigation (applied to Agricultural land use standards only)		

- (2) The standards referenced are for light extractable petroleum hydrocarbons (LEPH) and heavy extractable petroleum hydrocarbons (HEPH), which are corrected for Polycyclic Aromatic Hydrocarbons (PAHs). EPH (c<sub>10</sub> - c<sub>19</sub>) and EPH (c<sub>19</sub> - c<sub>32</sub>) are uncorrected for PAH.
- (3) Total chromium standard shown is the more conservative of the Standards for chromium +6 and chromium +3.
- (4) BC Hazardous Waste Regulation (HWR BC Reg. 63/88 including amendments up to the date of this report), Schedule 1 and Schedule 4 Table 1. Hazardous Waste PAH standard as per Section 1 definition for Waste Containing PAH.
- (5) ENV Protocol 4 - Establishing Background Concentrations in Soil (Version 14, March 20, 2023), Table 1.
- (6) If the results are equal to or exceed the trigger concentration, then TCLP Leachate analysis may be required to determine if the material is Hazardous Waste before a receiver facility will accept the soil.
- (7) Total chromium standard shown after speciation results analysed. Previous standard shown is the Hexavalent Chromium standard of 60 µg/g

BLUE TEXT	Concentration less than Laboratory Method Detection Limit
<b>UNDERLINE</b>	Laboratory Method Detection Limit exceeds one or more standard
<b>THICK OUTLINE</b>	Concentration greater than or equal to HW Leachate Analysis Trigger Concentration
<b>MAGENTA SHADING</b>	Concentration greater than HWR Standard
<b>GREY SHADING</b>	Concentration greater than applicable CSR Standard but within relevant Protocol 4 Regional Background Concentration
<b>ORANGE SHADING</b>	Concentration greater than CSR standards that control relocation to Agricultural (AL) Land Use Receiver Sites
<b>LIGHT BLUE SHADING</b>	Concentration greater than CSR standards that control relocation to Urban Park (PL) Land Use Receiver Sites
<b>BLUE SHADING</b>	Concentration greater than CSR standards that control relocation to Residential - Low Density (RLId) Land Use Receiver Sites
<b>BOLD, BLUE SHADING</b>	Concentration greater than CSR standards that control relocation to Residential - High Density (RLhd) Land Use Receiver Sites
<b>RED SHADING</b>	Concentration greater than CSR standards that control relocation to Commercial (CL) Land Use Receiver Sites
<b>BOLD, RED SHADING</b>	Concentration greater than CSR standards that control relocation to Industrial (IL) Land Use Receiver Sites

Associated Lab Files: VA26B3282

Table 1: Analytical Results for Hydrocarbons in Soil

		Sample Location		AE26-BH101	AE26-BH102	AE26-BH103	AE26-BH104	AE26-BH105	AE26-BH106	AE26-BH107	AE26-BH108	AE26-BH109	AE26-BH110	
		Sample ID		101-1	102-2	103-1	104-2	105-1	106-2	107-2	108-1	109-1	110-1	
		Depth (m)		0.1-0.4	1.0-1.3	0.4-0.7	0.7-1.1	0.3-0.6	1.2-1.5	1.2-1.5	0.1-0.4	0.4-0.7	0.3-0.6	
		Vapour Reading (ppm)		0	0	0	0	0	0	0	0	0	5	
		Fill/Native		Fill	Native	Fill	Native	Fill	Native	Native	Fill	Fill	Fill	
		Date Sampled		25-May-2026	25-May-2026	25-May-2026	25-May-2026	25-May-2026	25-May-2026	25-May-2026	25-May-2026	25-May-2026	25-May-2026	
Completed by: CL Review by: WS		CSR Soil Relocation Standards <sup>(1)</sup> (Assumed/Conservative)						Hazardous Waste Standards <sup>(4)</sup>	Hazardous Waste Leachate Analysis Trigger Concentration <sup>(5)</sup>					
		Agricultural (AL)	Urban Park (PL)	Residential Low Density (RLd)	Residential High Density (RLhd)	Commercial (CL)	Industrial (IL)							
<b>Extractable Petroleum Hydrocarbons (ug/g)</b>														
EPH (C10-C19)	(2)	1,000	1,000	1,000	1,000	2,000	2,000	-	-	<200	<200	<200	<200	
EPH (C19-C32)	(2)	1,000	1,000	1,000	1,000	5,000	5,000	-	-	<200	<200	<200	<200	
LEPHs		1,000	1,000	1,000	1,000	2,000	2,000	-	-	<200	<200	<200	<200	
HEPHs		1,000	1,000	1,000	1,000	5,000	5,000	-	-	<200	<200	<200	<200	
<b>Polycyclic Aromatic Hydrocarbons (ug/g)</b>														
Acenaphthene		950	2,000	950	2,000	15,000	15,000	-	-	<0.0050	<0.0050	0.0176	<0.0050	
Acenaphthylene		-	-	-	-	-	-	-	-	0.0220	<0.0050	0.613	0.0590	
Acridine		-	-	-	-	-	-	-	-	<0.010	<0.010	0.040	<0.010	
Anthracene		2.5	2.5	2.5	30	30	30	-	-	0.0132	<0.0040	0.349	0.0434	
Benz(a)anthracene		0.1	1	1	10	10	10	-	-	0.054	<0.010	1.40	0.099	
Benz(a)pyrene		5	10	5	10	30	50	-	0.02	0.074	0.011	1.83	0.124	
Benz(b)fluoranthene		0.1	1	1	10	10	10	-	-	0.099	<0.010	1.98	0.148	
Benz(b+h)fluoranthene		-	-	-	-	-	-	-	-	0.131	<0.015	2.67	1.53	
Benz(g,h)perylene		-	-	-	-	-	-	-	-	0.058	<0.010	1.17	0.101	
Benz(k)fluoranthene		0.1	1	1	10	10	10	-	-	0.032	<0.010	0.689	0.049	
Chrysene		200	400	200	400	4,500	4,500	-	-	0.067	<0.010	1.61	0.123	
Dibenz(a,h)anthracene		0.1	1	1	10	10	10	-	-	0.0139	<0.0060	0.255	0.0226	
Fluoranthene		50	50	50	200	200	200	-	-	0.134	<0.010	2.91	0.199	
Fluorene		600	1,000	600	1,000	9,500	9,500	-	-	<0.010	<0.010	<0.053	<0.010	
Indeno(1,2,3-cd)pyrene		0.1	1	1	10	10	10	-	-	0.058	<0.010	1.23	0.100	
Methylnaphthalene, 1-		250	500	250	500	1,000	1,000	-	-	<0.010	<0.010	0.023	0.053	
Methylnaphthalene, 2-		60	100	60	100	950	950	-	-	<0.010	<0.010	0.030	0.056	
Naphthalene		0.6	0.6	0.6	20	20	20	-	-	<0.010	<0.010	0.057	0.039	
Phenanthrene		0.1	5	5	50	50	50	-	-	0.067	<0.010	1.13	0.132	
Pyrene		0.1	10	10	100	100	100	-	-	0.128	0.011	2.74	0.205	
Quinoline		2.5	4.5	2.5	4.5	10	10	-	-	<0.010	<0.010	<0.010	<0.010	
PAH TEQ (Calculated)		-	-	-	-	-	100	-	-	0.11345	0.0212	1.3227	0.18844	

<b>BLUE TEXT</b>	Concentration less than Laboratory Method Detection Limit
<b>BOLD, UNDERLINE</b>	Laboratory Method Detection Limit exceeds one or more standard
<b>THICK OUTLINE</b>	Concentration greater than or equal to HW Leachate Analysis Trigger Concentration
<b>MAGENTA SHADING</b>	Concentration greater than HWR Standards
<b>ORANGE SHADING</b>	Concentration greater than CSR standards that control relocation to Agricultural (AL) Land Use Receiver Sites
<b>LIGHT BLUE SHADING</b>	Concentration greater than CSR standards that control relocation to Urban Park (PL) Land Use Receiver Sites
<b>BLUE SHADING</b>	Concentration greater than CSR standards that control relocation to Residential - Low Density (RLd) Land Use Receiver Sites
<b>BOLD, BLUE SHADING</b>	Concentration greater than CSR standards that control relocation to Residential - High Density (RLhd) Land Use Receiver Sites
<b>RED SHADING</b>	Concentration greater than CSR standards that control relocation to Commercial (CL) Land Use Receiver Sites
<b>BOLD, RED SHADING</b>	Concentration greater than CSR standards that control relocation to Industrial (IL) Land Use Receiver Sites

Table 1: Analytical Results for Hydrocarbons in Soil

		Sample Location		AE26-BH111		AE26-BH112	AE26-BH113	AE26-BH114	AE26-BH115	AE26-BH116	AE26-BH117	AE26-BH118	
		Sample ID	111-1	111-2	112-1	113-1	114-1	115-1	116-1	117-1	118-1	118-2	
		Depth (m)	0.2-0.5	1.2-1.5	0.2-0.6	0.3-0.6	0.3-0.6	0.1-0.4	0.2-0.5	0.2-0.5	0.3-0.6	1.3 - 1.5	
		Vapour Reading (ppm)	0	0	0	0	0	0	0	0	0	0	
		Fill/Native	Fill	Native	Fill	Fill	Fill	Fill	Fill	Fill	Fill	Native	
		Date Sampled	25-May-2026	25-May-2026	25-May-2026	25-May-2026	25-May-2026	25-May-2026	25-May-2026	25-May-2026	25-May-2026	25-May-2026	
		CSR Soil Relocation Standards <sup>(1)</sup> (Assumed/Conservative)						Hazardous Waste Standards <sup>(4)</sup>	Hazardous Waste Leachate Analysis Trigger Concentration <sup>(5)</sup>				
		Agricultural (AL)	Urban Park (PL)	Residential Low Density (RLd)	Residential High Density (RLhd)	Commercial (CL)	Industrial (IL)						
<b>Extractable Petroleum Hydrocarbons (ug/g)</b>													
EPH (C10-C19)	(2)	1,000	1,000	1,000	1,000	2,000	2,000	-	-	<200	<200	<200	<200
EPH (C19-C32)	(2)	1,000	1,000	1,000	1,000	5,000	5,000	-	-	<200	<200	<200	<200
LEPHs		1,000	1,000	1,000	1,000	2,000	2,000	-	-	<200	<200	<200	<200
HEPHs		1,000	1,000	1,000	1,000	5,000	5,000	-	-	<200	<200	<200	<200
<b>Polycyclic Aromatic Hydrocarbons (ug/g)</b>													
Acenaphthene		950	2,000	950	2,000	15,000	15,000	-	-	<0.0226	<0.0050	<0.0050	<0.0050
Acenaphthylene		-	-	-	-	-	-	-	-	0.0406	<0.0050	<0.0050	0.0051
Acridine		-	-	-	-	-	-	-	-	<0.028	<0.010	<0.010	<0.010
Anthracene		2.5	2.5	2.5	30	30	30	-	-	0.0371	<0.0040	<0.0040	0.0042
Benzo(a)anthracene		0.1	1	1	10	10	10	-	-	0.094	<0.010	<0.010	0.014
Benzo(a)pyrene		5	10	5	10	30	50	-	0.02	0.126	<0.010	<0.010	0.021
Benzo(b)fluoranthene		0.1	1	1	10	10	10	-	-	0.210	<0.010	<0.010	0.022
Benzo(b+h)fluoranthene		-	-	-	-	-	-	-	-	0.142	<0.015	<0.015	0.022
Benzo(g,h)perylene		-	-	-	-	-	-	-	-	0.065	<0.010	<0.010	0.018
Benzo(k)fluoranthene		0.1	1	1	10	10	10	-	-	0.109	<0.010	<0.010	0.015
Chrysene		200	400	200	400	4,500	4,500	-	-	<0.0250	<0.0050	<0.0050	<0.0070
Dibenz(a,h)anthracene		0.1	1	1	10	10	10	-	-	0.174	<0.010	<0.010	0.025
Fluoranthene		50	50	50	200	200	200	-	-	<0.028	<0.010	<0.010	0.015
Fluorene		600	1,000	600	1,000	9,500	9,500	-	-	0.105	<0.010	<0.010	0.105
Indeno(1,2,3-cd)pyrene		0.1	1	1	10	10	10	-	-	0.145	<0.010	<0.010	0.015
Methylnaphthalene, 1-		250	500	250	500	1,000	1,000	-	-	0.028	<0.010	<0.010	0.052
Methylnaphthalene, 2-		60	100	60	100	950	950	-	-	0.049	<0.010	<0.010	0.049
Naphthalene		0.6	0.6	0.6	20	20	20	-	-	0.090	<0.010	<0.010	0.060
Phenanthrene		0.1	5	5	50	50	50	-	-	0.177	<0.010	<0.010	0.028
Pyrene		0.1	10	10	100	100	100	-	-	<0.028	<0.010	<0.010	0.028
Quinoline		2.5	4.5	2.5	4.5	10	10	-	-	0.19441	0.0192	0.0192	0.03443
PAH TEQ (Calculated)		-	-	-	-	-	100	-	-	1.4592	0.01932	0.01932	0.01932

BLUE TEXT	Concentration less than Laboratory Method Detection Limit
BOLD, UNDERLINE	Laboratory Method Detection Limit exceeds one or more standard
THICK OUTLINE	Concentration greater than or equal to HW Leachate Analysis Trigger Concentration
MAGENTA SHADING	Concentration greater than HWR Standards
ORANGE SHADING	Concentration greater than CSR standards that control relocation to Agricultural (AL) Land Use Receiver Sites
LIGHT BLUE SHADING	Concentration greater than CSR standards that control relocation to Urban Park (PL) Land Use Receiver Sites
BLUE SHADING	Concentration greater than CSR standards that control relocation to Residential - Low Density (RLd) Land Use Receiver Sites
BOLD, BLUE SHADING	Concentration greater than CSR standards that control relocation to Residential - High Density (RLhd) Land Use Receiver Sites
RED SHADING	Concentration greater than CSR standards that control relocation to Commercial (CL) Land Use Receiver Sites
BOLD, RED SHADING	Concentration greater than CSR standards that control relocation to Industrial (IL) Land Use Receiver Sites

**Table 1: Analytical Results for Hydrocarbons in Soil**

		Sample Location									
		AE26-BH119	AE26-BH120	AE26-BH121	AE26-BH122						
		Sample ID	119-1	120-1	121-1	122-1					
		Depth (m)	0.3-0.6	0.3-0.6	0.3-0.6	0.1-0.4					
		Vapour Reading (ppm)	0	5	0	5					
		Fill/Native	Fill	Fill	Fill	Fill					
		Date Sampled	25-May-2026	25-May-2026	25-May-2026	25-May-2026					
		CSR Soil Relocation Standards <sup>(1)</sup> (Assumed/Conservative)									
		Agricultural (AL)	Urban Park (PL)	Residential Low Density (RLd)	Residential High Density (RLhd)	Commercial (CL)	Industrial (IL)	Hazardous Waste Standards <sup>(4)</sup>	Hazardous Waste Leachate Analysis Trigger Concentration <sup>(5)</sup>		
<b>Extractable Petroleum Hydrocarbons (ug/g)</b>											
EPH (C10-C19)	(2)	1,000	1,000	1,000	1,000	2,000	2,000	-	-	<200	<200
EPH (C19-C32)	(2)	1,000	1,000	1,000	1,000	5,000	5,000	-	-	<200	1530
LEPHs		1,000	1,000	1,000	1,000	2,000	2,000	-	-	<200	<200
HEPHs		1,000	1,000	1,000	1,000	5,000	5,000	-	-	<200	1350
<b>Polycyclic Aromatic Hydrocarbons (ug/g)</b>											
Acenaphthene		950	2,000	950	2,000	15,000	15,000	-	-	0.0100	0.458
Acenaphthylene		-	-	-	-	-	-	-	-	0.0459	7.94
Acridine		-	-	-	-	-	-	-	-	<0.010	0.494
Anthracene		2.5	2.5	2.5	30	30	30	-	-	0.0422	5.83
Benzo(a)anthracene		0.1	1	1	10	10	10	-	-	0.149	25.0
Benzo(a)pyrene		5	10	5	10	30	50	-	0.02	0.198	35.0
Benzo(b)fluoranthene		0.1	1	1	10	10	10	-	-	0.243	37.8
Benzo(b+k)fluoranthene		-	-	-	-	-	-	-	-	0.332	50.9
Benzo(g,h)perylene		-	-	-	-	-	-	-	-	0.138	23.0
Benzo(k)fluoranthene		0.1	1	1	10	10	10	-	-	0.089	13.1
Chrysene		200	400	200	400	4,500	4,500	-	-	0.184	22.7
Dibenz(a,h)anthracene		0.1	1	1	10	10	10	-	-	0.0307	5.55
Fluoranthene		50	50	50	200	200	200	-	-	0.353	36.5
Fluorene		600	1,000	600	1,000	9,500	9,500	-	-	0.012	<0.800
Indeno(1,2,3-cd)pyrene		0.1	1	1	10	10	10	-	-	0.140	24.2
Methylnaphthalene, 1-		250	500	250	500	1,000	1,000	-	-	<0.010	0.260
Methylnaphthalene, 2-		60	100	60	100	950	950	-	-	<0.010	0.301
Naphthalene		0.6	0.6	0.6	20	20	20	-	-	0.011	0.480
Phenanthrene		0.1	5	5	50	50	50	-	-	0.187	13.6
Pyrene		0.1	10	10	100	100	100	-	-	0.346	40.3
Quinoline		2.5	4.5	2.5	4.5	10	10	-	-	<0.010	<0.057
PAH TEQ (Calculated)		-	-	-	-	-	100	-	-	0.29402	7.617

BLUE TEXT	Concentration less than Laboratory Method Detection Limit
BOLD, UNDERLINE	Laboratory Method Detection Limit exceeds one or more standard
THICK OUTLINE	Concentration greater than or equal to HW Leachate Analysis Trigger Concentration
MAGENTA SHADING	Concentration greater than HWR Standards
ORANGE SHADING	Concentration greater than CSR standards that control relocation to Agricultural (AL) Land Use Receiver Sites
LIGHT BLUE SHADING	Concentration greater than CSR standards that control relocation to Urban Park (PL) Land Use Receiver Sites
BLUE SHADING	Concentration greater than CSR standards that control relocation to Residential - Low Density (RLd) Land Use Receiver Sites
BOLD, BLUE SHADING	Concentration greater than CSR standards that control relocation to Residential - High Density (RLhd) Land Use Receiver Sites
RED SHADING	Concentration greater than CSR standards that control relocation to Commercial (CL) Land Use Receiver Sites
BOLD, RED SHADING	Concentration greater than CSR standards that control relocation to Industrial (IL) Land Use Receiver Sites

Table 2: Analytical Results for Metals and Salts in Soil

Sample Location	AE26-BH101		AE26-BH102		AE26-BH103		AE26-BH104		AE26-BH105		AE26-BH106								
	Sample ID	101-1	102-1	102-2	103-1	103-2	104-1	104-2	105-1	105-2	106-2								
	Depth (m)	0.1-0.4	0.2 - 0.5	1.0-1.3	0.4-0.7	1.2 - 1.5	0.2 - 0.5	0.7-1.1	0.3-0.6	1.2 - 1.5	1.2-1.5								
Fill/Native	Fill	Fill	Native	Native	Native	Native	Native	Native	Native	Native	Native								
Date Sampled	25-May-2026	25-May-2026	25-May-2026	25-May-2026	25-May-2026	25-May-2026	25-May-2026	25-May-2026	25-May-2026	25-May-2026	25-May-2026								
Completed by: CL																			
Review by: WS																			
Physical Tests	CSR Soil Relocation Standards <sup>(1)</sup> (Assumed/Conservative)						Protocol 4 Background Concentrations <sup>(6)</sup>		Hazardous Waste Leachate Analysis Trigger Concentration <sup>(8)</sup>										
	Agricultural (AL)	Urban Park (PL)	Residential Low Density (RLiD)	Residential High Density (RLHiD)	Commercial (CL)	Industrial (IL)	Region 1 Vancouver Island												
Moisture	-	-	-	-	-	-	-	-	6.94	-	17.6	9.58	-	11.1	4.42	-	7.18		
pH (1:2 soil:water)	-	-	-	-	-	-	-	-	5.97	-	7.17	6.60	6.00	7.01	7.42	6.07	6.46	6.84	
<b>Salts (µg/g) via Sat. Paste.</b>																			
Sodium, soluble ion content	200	200	200	1,000	1,000	1,000	-	-	7.57	-	62.4	30.2	-	9.19	9.78	-	5.37		
Chloride, soluble ion content	40	100	100	100	100	100	-	-	6.7	13.9	103	232	244	11.2	8.0	12.9	-	<3.1	
<b>Total Metals (µg/g)</b>																			
Aluminum	40,000	40,000	40,000	40,000	250,000	250,000	55,000	-	23000	-	30900	21700	-	26600	16900	-	16800		
Antimony	20	20	20	40	40	40	4	-	0.74	-	0.27	0.37	-	1.38	1.62	-	0.89		
Arsenic	10	10	10	10	10	10	4	-	5.30	-	5.79	4.03	-	6.21	13.9	6.04	4.25		
Barium	350	350	350	350	350	350	250	-	84.4	-	118	81.9	-	156	65.3	-	60.4		
Beryllium	pH <6.5 pH 6.5-<7.0 pH 7.0-<7.5 pH 7.5-<8.0 pH >8.0	1 4 30 85 85	1 4 30 150 150	1 4 30 150 150	1 4 30 150 150	1 4 30 250 350	1 4 30 250 350	0.7	-	0.38	-	0.54	0.36	-	0.37	0.27	-	0.23	
Bismuth	-	-	-	-	-	-	-	-	<0.20	-	<0.20	<0.20	-	-	0.21	<0.20	-	<0.20	
Boron	8,500	15,000	8,500	15,000	50,000	100,000	1	10000	-	-	<5.0	<5.0	-	-	6.2	<5.0	-	<5.0	
Cadmium	pH <7.0 pH 7.0-<7.5 pH 7.5-<8.0 pH >8.0	1 3 10 10	1 3 20 30	1 3 20 40	1 3 20 50	1 3 20 50	1 3 20 50	0.95	10	0.146	-	0.029	0.192	-	1.24	0.349	-	0.096	
Calcium	-	-	-	-	-	-	-	-	7430	-	5610	6630	-	-	5930	7540	-	4830	
Chromium (7)	100	200	100	250	250	250	65	100	32.5	-	56.5	26.6	-	-	34.7	29.6	-	24.0	
Chromium, hexavalent [Cr VI]	60	60	60	60	60	60	-	-	-	-	-	-	-	-	-	-	-	-	
Chromium, trivalent [Cr III]	60	200	100	250	250	250	-	-	-	-	-	-	-	-	-	-	-	-	
Cobalt	25	25	25	25	25	25	30	-	12.9	-	16.6	10.0	-	-	10.4	10.2	-	9.56	
Copper	pH <5.5 pH 5.5-<6.0 pH ≥6.0	75 100 150	75 100 150	75 100 150	75 100 150	75 100 300	75 100 300	100	2000	47.3	-	40.2	46.2	-	-	42.3	54.1	-	17.2
Iron	35,000	35,000	35,000	35,000	150,000	150,000	70,000	-	28800	-	34600	25700	-	-	25700	25000	-	22800	
Lead	pH <5.5 pH 5.5-<6.0 pH 6.0-<6.5 pH >6.5	120 120 120 150	120 120 120 150	120 120 120 150	120 150 800 1,000	120 150 800 1,000	120 150 800 1,000	40	100	58.1	-	5.24	11.2	4.80	246	521	94.7	-	4.06
Lithium	30	65	30	65	450	450	-	-	12.7	-	15.1	10.9	-	-	12.8	8.4	-	9.2	
Magnesium	-	-	-	-	-	-	-	-	7160	-	8260	7210	-	-	5610	7540	-	6910	
Manganese	2,000	2,000	2,000	2,000	2,000	2,000	5,000	-	587	-	556	493	-	-	441	483	-	471	
Mercury	0.6	25	10	25	75	75	0.15	2	0.0505	-	0.0555	0.0705	-	-	0.586	0.121	-	<0.0500	
Molybdenum	3	15	15	15	15	15	1	-	0.59	-	0.35	0.48	-	-	0.84	0.64	-	0.50	
Nickel	pH <7.5 pH >7.5	70 150	70 150	70 150	70 250	70 250	70 250	50	-	28.0	-	36.6	25.7	-	-	26.0	23.4	-	24.3
Phosphorus	-	-	-	-	-	-	-	-	689	-	230	1400	-	-	792	765	-	766	
Potassium	-	-	-	-	-	-	-	-	780	-	950	660	-	-	850	490	-	830	
Selenium	1	1	1	1	1	1	4	20	0.30	-	<0.20	0.24	-	-	0.26	<0.20	-	<0.20	
Silver	20	20	20	40	40	40	1	100	<0.10	-	<0.10	<0.10	-	-	0.44	<0.10	-	<0.10	
Sodium	-	-	-	-	-	-	-	-	311	-	521	308	-	-	249	237	-	232	
Strontium	9,500	20,000	9,500	20,000	150,000	150,000	100	-	39.0	-	45.0	37.0	-	-	47.7	30.4	-	21.9	
Sulfur	2,000	-	-	-	-	-	1,000	-	<1000	-	<1000	<1000	-	-	<1000	<1000	-	<1000	
Thallium	2	9	9	25	25	25	4	-	0.056	-	0.094	<0.050	-	-	0.095	<0.050	-	0.056	
Tin	5	50	50	300	300	300	4	-	<2.0	-	<2.0	<2.0	<2.0	3.0	87.2	2.4	-	<2.0	
Titanium	-	-	-	-	-	-	-	-	1320	-	1480	1150	-	-	1060	1060	-	1180	
Tungsten	15	25	15	25	200	200	-	-	<0.50	-	<0.50	<0.50	-	-	<0.50	<0.50	-	<0.50	
Uranium	15	30	30	30	30	30	-	200	0.415	-	0.914	0.508	-	-	0.511	0.328	-	0.300	
Vanadium	100	100	100	100	100	100	200	-	80.7	-	96.4	65.9	-	-	77.3	62.1	-	68.3	
Zinc	pH <8.0 pH >8.0	150 200	150 200	150 200	150 200	150 200	150 200	10000	73.5	-	53.7	138	47.1	-	194	640	95.0	-	86.7
Zirconium	-	-	-	-	-	-	-	-	2.5	-	7.9	3.1	-	-	1.7	3.1	-	3.3	

BLUE TEXT	Concentration less than Laboratory Method Detection Limit
<b>BOLD, UNDERLINE</b>	Laboratory Method Detection Limit exceeds one or more standard
THICK OUTLINE	Concentration greater than or equal to HW Leachate Analysis Trigger Concentration
GREY SHADING	Concentration greater than applicable CSR Standard but within relevant Protocol 4 Regional Background Concentration
LIGHT PINK SHADING	This Total Chromium concentration exceeds the most stringent standard of 60µg/g for Hexavalent Chromium but is within the standard for Total Chromium. This result is not considered to represent Chromium contamination, based on the results of speciated analysis from other samples. See report for full details
ORANGE SHADING	Concentration greater than CSR standards that control relocation to Agricultural (AL) Land Use Receiver Sites
LIGHT BLUE SHADING	Concentration greater than CSR standards that control relocation to Urban Park (PL) Land Use Receiver Sites
BLUE SHADING	Concentration greater than CSR standards that control relocation to Residential - Low Density (RLiD) Land Use Receiver Sites
BOLD, BLUE SHADING	Concentration greater than CSR standards that control relocation to Residential - High Density (RLHiD) Land Use Receiver Sites
RED SHADING	Concentration greater than CSR standards that control relocation to Commercial (CL) Land Use Receiver Sites
BOLD, RED SHADING	Concentration greater than CSR standards that control relocation to Industrial (IL) Land Use Receiver Sites

Table 2: Analytical Results for Metals and Salts in Soil

Sample Location	AE26-BH107		AE26-BH108		AE26-BH109		AE26-BH110		AE26-BH111		AE26-BH112		AE26-BH113		AE26-BH114		
	Sample ID	107-2	108-1	109-1	110-1	111-2	112-1	112-1	112-1	112-1	112-1	112-1	112-1	112-1	112-1	112-1	
	Depth (m)	1.2-1.5	0.1-0.4	0.4-0.7	0.3-0.6	0.2-0.5	1.2-1.5	0.2-0.6	0.3-0.6	0.3-0.6	0.3-0.6	0.3-0.6	0.3-0.6	0.3-0.6	0.3-0.6	0.3-0.6	1.5
Fill/Native	Native	Fill	Fill	Fill	Fill	Native	Fill	Fill	Fill	Fill	Fill	Fill	Fill	Fill	Fill	Native	
Date Sampled	25-May-2026	25-May-2026	25-May-2026	25-May-2026	25-May-2026	25-May-2026	25-May-2026	25-May-2026	25-May-2026	25-May-2026	25-May-2026	25-May-2026	25-May-2026	25-May-2026	25-May-2026	25-May-2026	
Completed by: CL																	
Review by: WS																	
	CSR Soil Relocation Standards <sup>(1)</sup> (Assumed/Conservative)						Protocol 4 Background Concentrations <sup>(2)</sup>		Region 1 Vancouver Island		Hazardous Waste Leachate Analysis Trigger Concentration <sup>(3)</sup>						
	Agricultural (AL)	Urban Park (PL)	Residential Low Density (RLD)	Residential High Density (RLH)	Commercial (CL)	Industrial (IL)											
<b>Physical Tests</b>																	
Moisture	-	-	-	-	-	-	-	-	-	-	-	-	-	-	-	-	
pH (1:2 soil:water)	-	-	-	-	-	-	-	-	-	-	-	-	-	-	-	-	
<b>Salts (µg/g) via Sat. Paste.</b>																	
Sodium, soluble ion content	200	200	200	1,000	1,000	1,000	-	-	-	-	-	-	-	-	-	-	
Chloride, soluble ion content	40	100	100	100	100	100	-	-	-	-	-	-	-	-	-	-	
<b>Total Metals (µg/g)</b>																	
Aluminum	40,000	40,000	40,000	40,000	250,000	250,000	55,000	-	-	-	-	-	-	-	-	-	
Antimony	20	20	20	40	40	40	4	-	-	-	-	-	-	-	-	-	
Arsenic	10	10	10	10	10	10	4	50	2.98	2.80	3.98	3.83	6.86	8.01	3.45	7.37	
Barium	350	350	350	350	350	350	250	2000	28.0	53.5	117	133	76.3	150	27.0	24.5	
Beryllium	pH <6.5 pH 6.5-7.0 pH 7.0-7.5 pH 7.5-8.0 pH >8.0	1 4 30 85 85	1 4 30 150 150	1 4 30 150 150	1 4 30 150 150	1 4 30 250 350	1 4 30 250 350	0.7	-	0.14	0.28	0.31	0.39	0.27	0.77	0.25	0.30
Bismuth	-	-	-	-	-	-	-	-	<0.20	<0.20	<0.20	<0.20	<0.20	<0.20	<0.20	<0.20	
Boron	8,500	15,000	8,500	15,000	50,000	100,000	1	10000	<5.0	<5.0	8.4	9.1	9.4	<5.0	6.5	<5.0	
Cadmium	pH <7.0 pH 7.0-7.5 pH 7.5-8.0 pH >8.0	1 3 10 10	1 3 20 30	1 3 20 40	1 3 20 50	1 3 20 50	0.95	10	0.074	0.118	0.128	0.070	0.980	0.047	0.059	0.109	
Calcium	-	-	-	-	-	-	-	-	3930	6370	7050	9390	3900	6540	21700	14500	
Chromium (7)	100	200	100	250	250	250	65	100	17.2	31.7	27.3	30.3	29.4	69.1	53.6	67.3	
Chromium, hexavalent [Cr VI]	60	60	60	60	60	60	-	-	-	-	-	-	1.13	-	<0.10	-	
Chromium, trivalent [Cr III]	60	200	100	250	250	250	-	-	-	-	-	-	68.0	-	67.3	-	
Cobalt	25	25	25	25	25	25	30	-	5.81	10.8	10.2	13.0	13.8	23.5	25.4	26.2	
Copper	pH <5.5 pH 5.5-6.0 pH >6.0	75 100 150	75 100 150	75 100 150	75 100 150	75 100 300	100	2000	11.2	55.7	26.3	92.2	64.5	67.7	72.6	71.8	
Iron	35,000	35,000	35,000	35,000	150,000	150,000	70,000	-	13700	24000	28200	28600	31000	46600	42100	48600	
Lead	pH <5.5 pH 5.5-6.0 pH 6.0-6.5 pH >6.5	120 120 120 150	120 120 120 150	120 120 120 150	120 120 120 150	120 150 800 1,000	40	100	1.51	21.2	11.9	8.32	9.66	6.77	2.13	4.10	
Lithium	30	65	30	65	450	450	-	-	5.3	7.9	10.2	13.3	9.4	23.8	10.4	23.9	
Magnesium	-	-	-	-	-	-	-	-	4690	8540	6680	8700	11700	12000	15900	16200	
Manganese	2,000	2,000	2,000	2,000	2,000	2,000	5,000	-	207	560	686	608	595	813	713	1410	
Mercury	0.6	25	10	25	75	75	0.15	2	<0.0500	<0.0500	<0.0500	<0.0500	0.0848	0.0747	<0.0500	<0.0500	
Molybdenum	3	15	15	15	15	15	1	-	0.23	0.41	0.62	0.60	1.15	0.25	0.90	1.09	
Nickel	pH <7.5 pH >7.5	70 150	70 150	70 150	70 250	70 250	50	-	19.3	23.7	26.5	26.2	20.1	52.1	42.4	38.9	
Phosphorus	-	-	-	-	-	-	-	-	550	738	1560	608	634	407	837	677	
Potassium	-	-	-	-	-	-	-	-	440	530	730	700	1090	1550	710	790	
Selenium	1	1	1	1	1	1	4	20	<0.20	<0.20	<0.20	<0.20	<0.20	<0.20	<0.20	0.23	
Silver	20	20	20	40	40	40	1	100	<0.10	<0.10	<0.10	<0.10	<0.10	<0.10	<0.10	0.26	
Sodium	-	-	-	-	-	-	-	-	189	755	492	596	340	763	497	148	
Strontium	9,500	20,000	9,500	20,000	150,000	150,000	100	-	16.5	24.0	55.3	83.5	114	51.0	40.7	31.0	
Sulfur	2,000	-	-	-	-	-	1,000	-	<1000	<1000	<1000	<1000	<1000	1700	<1000	<1000	
Thallium	2	9	9	25	25	25	-	-	<0.050	<0.050	0.059	<0.050	<0.050	0.063	<0.050	0.070	
Tin	5	50	50	300	300	300	4	-	<2.0	2.6	<2.0	<2.0	<2.0	<2.0	<2.0	2.8	
Titanium	-	-	-	-	-	-	-	-	768	1010	954	1280	1490	1530	2060	3000	
Tungsten	15	25	15	25	200	200	-	-	<0.50	<0.50	<0.50	<0.50	<0.50	<0.50	<0.50	<0.50	
Uranium	15	30	30	30	30	30	-	200	0.186	0.262	0.443	0.379	0.405	0.524	0.253	0.139	
Vanadium	100	100	100	100	100	100	200	-	41.1	62.6	57.3	78.7	86.6	129	138	90.1	
Zinc	pH <8.0 pH >8.0	150 200	150 200	150 200	150 200	150 200	150	10000	22.4	54.1	55.7	51.7	144	82.9	54.3	82.9	
Zirconium	-	-	-	-	-	-	-	-	2.9	3.7	1.8	4.0	4.3	7.1	2.7	4.8	

<b>BLUE TEXT</b>	Concentration less than Laboratory Method Detection Limit
<b>BOLD, UNDERLINE</b>	Laboratory Method Detection Limit exceeds one or more standard
<b>THICK OUTLINE</b>	Concentration greater than or equal to HW Leachate Analysis Trigger Concentration
<b>GREY SHADING</b>	Concentration greater than applicable CSR Standard but within relevant Protocol 4 Regional Background Concentration
<b>LIGHT PINK SHADING</b>	This Total Chromium concentration exceeds the most stringent standard of 60µg/g for Hexavalent Chromium but is within the standard for Total Chromium. This result is not considered to represent Chromium contamination, based on the results of speciated analysis from other samples. See report for full details
<b>ORANGE SHADING</b>	Concentration greater than CSR standards that control relocation to Agricultural (AL) Land Use Receiver Sites
<b>LIGHT BLUE SHADING</b>	Concentration greater than CSR standards that control relocation to Urban Park (PL) Land Use Receiver Sites
<b>BLUE SHADING</b>	Concentration greater than CSR standards that control relocation to Residential - Low Density (RLD) Land Use Receiver Sites
<b>BOLD, BLUE SHADING</b>	Concentration greater than CSR standards that control relocation to Residential - High Density (RLH) Land Use Receiver Sites
<b>RED SHADING</b>	Concentration greater than CSR standards that control relocation to Commercial (CL) Land Use Receiver Sites
<b>BOLD, RED SHADING</b>	Concentration greater than CSR standards that control relocation to Industrial (IL) Land Use Receiver Sites

Table 2: Analytical Results for Metals and Salts in Soil


		Sample Location		AE26-BH115	AE26-BH116	AE26-BH117	AE26-BH118	AE26-BH119	AE26-BH120	AE26-BH121	AE26-BH122
		Sample ID	115-1	116-1	117-1	118-1	119-1	120-1	121-1	122-1	
		Depth (m)	0.1-0.4	0.2-0.5	0.2-0.5	0.3-0.6	0.3-0.6	0.3-0.6	0.3-0.6	0.1-0.4	
		Fill/Native	Fill	Fill	Fill	Fill	Fill	Fill	Fill	Fill	
		Date Sampled	25-May-2026	25-May-2026	25-May-2026	25-May-2026	25-May-2026	25-May-2026	25-May-2026	25-May-2026	
		Completed by: CL									
		Review by: WS									
		CSR Soil Relocation Standards <sup>(1)</sup> (Assumed/Conservative)						Protocol 4 Background Concentrations <sup>(6)</sup>		Region 1 Vancouver Island	
		Agricultural (AL)	Urban Park (PL)	Residential Low Density (RLd)	Residential High Density (RLHd)	Commercial (CL)	Industrial (IL)	Hazardous Waste Leachate Analysis Trigger Concentration <sup>(8)</sup>			
<b>Physical Tests</b>											
Moisture		-	-	-	-	-	-	-	-	-	-
pH (1:2 soil:water)		-	-	-	-	-	-	-	-	-	-
<b>Salts (µg/g) via Sat. Paste.</b>											
Sodium, soluble ion content		200	200	200	1,000	1,000	1,000	-	-	-	-
Chloride, soluble ion content		40	100	100	100	100	100	-	-	-	-
<b>Total Metals (µg/g)</b>											
Aluminum		40,000	40,000	40,000	40,000	250,000	250,000	55,000	-	-	-
Antimony		20	20	20	40	40	40	4	-	-	-
Arsenic		10	10	10	10	10	10	4	50	0.79	9.47
Barium		350	350	350	350	350	350	250	2000	8.63	24.2
Beryllium	pH <6.5	1	1	1	1	1	1	-	-	-	-
	pH 6.5-7.0	4	4	4	4	4	4	-	-	-	-
	pH 7.0-7.5	30	30	30	30	30	30	0.7	-	<0.10	0.32
	pH 7.5-8.0	85	150	85	150	250	250	-	-	-	-
	pH >8.0	85	150	85	150	350	350	-	-	-	-
Bismuth		-	-	-	-	-	-	-	-	<0.20	<0.20
Boron		8,500	15,000	8,500	15,000	50,000	100,000	1	10,000	8.5	<5.0
Cadmium	pH <7.0	1	1	1	1	1	1	-	-	-	-
	pH 7.0-7.5	3	3	3	3	3	3	0.95	10	0.062	0.125
	pH 7.5-8.0	10	20	20	20	20	20	-	-	-	-
	pH >8.0	10	30	30	40	50	50	-	-	-	-
Calcium		-	-	-	-	-	-	-	-	20,000	6,560
Chromium	(7)	100	200	100	250	250	250	65	100	154	26.3
Chromium, hexavalent [Cr VI]		60	60	60	60	60	60	-	-	0.23	-
Chromium, trivalent [Cr III]		60	200	100	250	250	250	-	-	154	-
Cobalt		25	25	25	25	25	25	30	-	39.6	19.0
Copper	pH <5.5	75	75	75	75	75	75	-	-	-	-
	pH 5.5-6.0	100	100	100	100	100	100	100	2,000	159	46.7
	pH ≥6.0	150	150	150	300	300	300	-	-	-	-
Iron		35,000	35,000	35,000	35,000	150,000	150,000	70,000	-	52,300	38,000
Lead	pH <5.5	120	120	120	120	120	120	40	100	1.39	6.83
	pH 5.5-6.0	-	-	-	-	150	150	-	-	-	-
	pH 6.0-6.5	-	-	-	-	150	800	-	-	-	-
	pH >6.5	-	-	-	-	150	1,000	-	-	-	-
Lithium		30	65	30	65	450	450	-	-	6.3	28.7
Magnesium		-	-	-	-	-	-	-	-	26,000	14,000
Manganese		2,000	2,000	2,000	2,000	2,000	2,000	5,000	-	594	736
Mercury		0.6	25	10	25	75	75	0.15	2	<0.0500	<0.0500
Molybdenum		3	15	15	15	15	15	1	-	0.70	1.19
Nickel	pH <7.5	70	70	70	70	70	70	50	-	143	22.8
	pH >7.5	150	150	150	250	250	250	-	-	-	-
Phosphorus		-	-	-	-	-	-	-	-	640	904
Potassium		-	-	-	-	-	-	-	-	200	730
Selenium		1	1	1	1	1	1	4	20	0.42	0.25
Silver		20	20	20	40	40	40	1	100	<0.10	0.12
Sodium		-	-	-	-	-	-	-	-	641	442
Strontium		9,500	20,000	9,500	20,000	150,000	150,000	100	-	44.5	24.5
Sulfur		2,000	-	-	-	-	-	1,000	-	3300	<1000
Thallium		2	9	9	25	25	25	-	-	<0.050	<0.050
Tin		5	50	50	300	300	300	4	-	<2.0	2.4
Titanium		-	-	-	-	-	-	-	-	2,230	1,630
Tungsten		15	25	15	25	200	200	-	-	<0.50	<0.50
Uranium		15	30	30	30	30	30	200	0.065	0.225	0.225
Vanadium		100	100	100	100	100	100	200	-	147	36.5
Zinc	pH <8.0	150	150	150	150	150	150	150	10,000	56.8	96.3
	pH >8.0	200	200	200	200	200	200	-	-	-	-
Zirconium		-	-	-	-	-	-	-	-	3.5	3.4

BLUE TEXT	Concentration less than Laboratory Method Detection Limit
<b>BOLD, UNDERLINE</b>	Laboratory Method Detection Limit exceeds one or more standard
THICK OUTLINE	Concentration greater than or equal to HW Leachate Analysis Trigger Concentration
GREY SHADING	Concentration greater than applicable CSR Standard but within relevant Protocol 4 Regional Background Concentration
LIGHT PINK SHADING	This Total Chromium concentration exceeds the most stringent standard of 60µg/g for Hexavalent Chromium but is within the standard for Total Chromium. This result is not considered to represent Chromium contamination, based on the results of speciated analysis from other samples. See report for full details
ORANGE SHADING	Concentration greater than CSR standards that control relocation to Agricultural (AL) Land Use Receiver Sites
LIGHT BLUE SHADING	Concentration greater than CSR standards that control relocation to Urban Park (PL) Land Use Receiver Sites
BLUE SHADING	Concentration greater than CSR standards that control relocation to Residential - Low Density (RLd) Land Use Receiver Sites
<b>BLUE, BLUE SHADING</b>	Concentration greater than CSR standards that control relocation to Residential - High Density (RLHd) Land Use Receiver Sites
RED SHADING	Concentration greater than CSR standards that control relocation to Commercial (CL) Land Use Receiver Sites
<b>BOLD, RED SHADING</b>	Concentration greater than CSR standards that control relocation to Industrial (IL) Land Use Receiver Sites

**Table 3: Analytical Concentrations for TCLP Metals and Benzo(a)pyrene in Soil**

Sample Location	AE26-BH120	AE26-BH104	AE26-BH115
Sample ID	120-1	104-2	115-1
Depth (m)	0.3-0.6	0.7-1.1	0.1-0.4
Fill/Native	Fill	Native	Fill
Date Sampled	25-May-2026	25-May-2026	25-May-2026
Completed by: CL Review by: VWS	<b>Hazardous Waste Standards<sup>(4)</sup></b>		
<b>Leachable Metals (mg/L)</b>			
chromium, TCLP	<b>5</b>	-	<0.25
lead, TCLP	<b>5</b>	-	0.70
<b>Leachable PAHs (mg/L)</b>			
Benzo(a)pyrene, TCLP	<b>0.001</b>	<0.00020	-

BLUE TEXT	Concentration less than Laboratory Method Detection Limit
BOLD, MAGENTA SHADING	Concentration greater than Hazardous Waste Regulation (HWR) Standards



**ACTIVE EARTH**

# LABORATORY CERTIFICATES

**CERTIFICATE OF ANALYSIS**

<b>Work Order</b>	: <b>VA26B3282</b>	<b>Laboratory</b>	: ALS Environmental - Vancouver
<b>Amendment</b>	: <b>1</b>	<b>Account Manager</b>	: Brent Mack
<b>Client</b>	: <b>Active Earth Engineering Ltd.</b>	<b>Address</b>	: 8081 Lougheed Highway Burnaby BC Canada V5A 1W9
<b>Contact</b>	: Willem Sims	<b>E-mail</b>	: Brent.Mack@ALSGlobal.com
<b>Address</b>	: 304-2600 Gladys Avenue Abbotsford British Columbia Canada V2S 0E9	<b>Telephone</b>	: 778-370-3279
<b>Telephone</b>	: ----	<b>Date Samples Received</b>	: 26-May-2026 22:00
<b>Project</b>	: 4601-2	<b>Date Analysis Commenced</b>	: 28-May-2026
<b>PO</b>	: 4601-2	<b>Issue Date</b>	: 09-Jun-2026 16:44
<b>C-O-C number</b>	: ----		
<b>Sampler</b>	: ----		
<b>Site</b>	: Elevated holding Area Demo		
<b>Quote number</b>	: VA22-ACT1100-001 (Default Pricing 2026+)		
<b>No. of samples received</b>	: 40		
<b>No. of samples analysed</b>	: 40		

This report supersedes any previous report(s) with this reference. Results apply to the sample(s) as submitted. This document shall not be reproduced, except in full.

This Certificate of Analysis contains the following information:

- General Comments
- Analytical Results
- Surrogate Control Limits

Additional information pertinent to this report will be found in the following separate attachments: Quality Control Report, QC Interpretive report to assist with Quality Review and Sample Receipt Notification (SRN).

**Signatories**

This document has been electronically signed by the authorized signatories below. Electronic signing is conducted in accordance with US FDA 21 CFR Part 11.

<i>Signatories</i>	<i>Position</i>	<i>Laboratory Department</i>
Kate Dimitrova	Supervisor - Inorganic	Inorganics, Burnaby, British Columbia
Kevin Duarte	Supervisor - Metals ICP Instrumentation	Metals, Burnaby, British Columbia
Kim Jensen	Department Manager - Metals	Metals, Burnaby, British Columbia
Kim Jensen	Department Manager - Metals	Organics, Burnaby, British Columbia
Monica Ko	Supervisor - Inorganic	Inorganics, Burnaby, British Columbia
Nik Perkio	Senior Analyst	Inorganics, Waterloo, Ontario
Nik Perkio	Senior Analyst	Metals, Waterloo, Ontario
Ophelia Chiu	Department Manager - Organics	Organics, Burnaby, British Columbia
Paul Cushing	Team Leader - Organics	Organics, Burnaby, British Columbia
Rebecca Sit	Supervisor - Organics Extractions	Inorganics, Burnaby, British Columbia
Robin Weeks	Supervisor - Organics Extractions	Organics, Burnaby, British Columbia



## General Comments

The analytical methods used by ALS are developed using internationally recognized reference methods (where available), such as those published by US EPA, APHA Standard Methods, ASTM, ISO, Environment Canada, BC MOE, and Ontario MOE. Refer to the ALS Quality Control Interpretive report (QCI) for applicable references and methodology summaries. Reference methods may incorporate modifications to improve performance.

Where a reported less than (<) result is higher than the LOR, this may be due to primary sample extract/digestate dilution and/or insufficient sample for analysis.

Where the LOR of a reported result differs from standard LOR, this may be due to high moisture content, insufficient sample (reduced weight employed) or matrix interference.

Please refer to Quality Control Interpretive report (QCI) for information regarding Holding Time compliance.

Key: CAS Number: Chemical Abstracts Services number is a unique identifier assigned to discrete substances.  
LOR: Limit of Reporting (detection limit).

<i>Unit</i>	<i>Description</i>
-	no units
%	percent
mg/kg	milligrams per kilogram
mg/L	milligrams per litre
pH units	pH units
µg/L	micrograms per litre

<: less than.

>: greater than.

Surrogate: An analyte that is similar in behavior to target analyte(s), but that does not occur naturally in environmental samples. For applicable tests, surrogates are added to samples prior to analysis as a check on recovery.

Test results reported relate only to the samples as received by the laboratory.

UNLESS OTHERWISE STATED on SRN or QCI Report, ALL SAMPLES WERE RECEIVED IN ACCEPTABLE CONDITION.

## Workorder Comments

Amendments have been made as per the request to place certain samples on hold and to include additional previously held samples for analysis.

## Sample Comments

<i>Sample</i>	<i>Client Id</i>	<i>Comment</i>
VA26B3282-028	115-1	Limited sample available for TCLP or SPLP inorganics/SVOCs (<100g) for VA26B3282-028. Leachate fluid volume & sample weight were scaled down proportionately to permit analysis. Test results from modified TCLP or SPLP procedures may be unsuitable for regulatory purposes.



## Qualifiers

<u>Qualifier</u>	<u>Description</u>
DLCI	Detection Limit Raised: Chromatographic interference due to co-elution.
DLQ	Detection Limit raised due to co-eluting interference. Mass Spectrometry qualifier ion ratio did not meet acceptance criteria.
LTIS	Limited sample available for TCLP or SPLP inorganics/SVOCs (<100g). Leachate fluid volume & sample weight were scaled down proportionately to permit analysis. Test results from modified TCLP or SPLP procedures may be unsuitable for regulatory purposes.



## Analytical Results

Sub-Matrix: Soil  
 (Matrix: Soil/Solid)

					Client sample ID	101-1 ----	102-1 ----	102-2 ----	103-1 ----	103-2 ----
					Client sampling date / time	25-May-2026 00:00	25-May-2026 00:00	25-May-2026 00:00	25-May-2026 00:00	25-May-2026 00:00
Analyte	CAS Number	Method/Lab	LOR	Unit	VA26B3282-001	VA26B3282-003	VA26B3282-004	VA26B3282-005	VA26B3282-006	
					Result	Result	Result	Result	Result	
<b>Physical Tests</b>										
% Saturation	----	E141/VA	1.0	%	41.8	41.0	95.6	39.4	48.8	
Moisture	----	E144/VA	0.25	%	6.94	----	17.6	9.58	----	
pH (1:2 soil:water)	----	E108/VA	0.10	pH units	5.97	----	7.17	6.60	6.00	
<b>Saturated Paste Extractables</b>										
Chloride, soluble ion content	16887-00-6	EC239A.CI/VA	1.0	mg/kg	6.7	13.9	103	232	244	
Chloride, soluble ion content	16887-00-6	E239.CI/VA	10	mg/L	16	34	108	588	500	
Sodium, soluble ion content	17341-25-2	EC442/VA	1.00	mg/kg	7.57	----	62.4	30.2	----	
Sodium, soluble ion content	17341-25-2	E442/VA	2.0	mg/L	18.1	----	65.3	76.6	----	
<b>Metals</b>										
Aluminum	7429-90-5	E440/VA	50	mg/kg	23000	----	30900	21700	----	
Antimony	7440-36-0	E440/VA	0.10	mg/kg	0.74	----	0.27	0.37	----	
Arsenic	7440-38-2	E440/VA	0.10	mg/kg	5.30	----	5.79	4.03	----	
Barium	7440-39-3	E440/VA	0.50	mg/kg	84.4	----	118	81.9	----	
Beryllium	7440-41-7	E440/VA	0.10	mg/kg	0.38	----	0.54	0.36	----	
Bismuth	7440-69-9	E440/VA	0.20	mg/kg	<0.20	----	<0.20	<0.20	----	
Boron	7440-42-8	E440/VA	5.0	mg/kg	<5.0	----	<5.0	<5.0	----	
Cadmium	7440-43-9	E440/VA	0.020	mg/kg	0.146	----	0.029	0.192	----	
Calcium	7440-70-2	E440/VA	50	mg/kg	7430	----	5610	6830	----	
Chromium	7440-47-3	E440/VA	0.50	mg/kg	32.5	----	56.5	26.6	----	
Cobalt	7440-48-4	E440/VA	0.10	mg/kg	12.9	----	16.6	10.0	----	
Copper	7440-50-8	E440/VA	0.50	mg/kg	47.3	----	40.2	46.2	----	



## Analytical Results

Sub-Matrix: Soil  
 (Matrix: Soil/Solid)

					Client sample ID	101-1	102-1	102-2	103-1	103-2
					Client sampling date / time	25-May-2026 00:00	25-May-2026 00:00	25-May-2026 00:00	25-May-2026 00:00	25-May-2026 00:00
Analyte	CAS Number	Method/Lab	LOR	Unit	VA26B3282-001	VA26B3282-003	VA26B3282-004	VA26B3282-005	VA26B3282-006	
					Result	Result	Result	Result	Result	
<b>Metals</b>										
Iron	7439-89-6	E440/VA	50	mg/kg	28800	----	34600	25700	----	
Lead	7439-92-1	E440/VA	0.50	mg/kg	58.1	----	5.24	11.2	4.80	
Lithium	7439-93-2	E440/VA	2.0	mg/kg	12.7	----	15.1	10.9	----	
Magnesium	7439-95-4	E440/VA	20	mg/kg	7160	----	8260	7210	----	
Manganese	7439-96-5	E440/VA	1.0	mg/kg	587	----	556	493	----	
Mercury	7439-97-6	E510/VA	0.0500	mg/kg	0.0505	----	0.0555	0.0705	----	
Molybdenum	7439-98-7	E440/VA	0.10	mg/kg	0.59	----	0.35	0.48	----	
Nickel	7440-02-0	E440/VA	0.50	mg/kg	28.0	----	36.6	25.7	----	
Phosphorus	7723-14-0	E440/VA	50	mg/kg	689	----	230	1400	----	
Potassium	7440-09-7	E440/VA	100	mg/kg	780	----	950	660	----	
Selenium	7782-49-2	E440/VA	0.20	mg/kg	0.30	----	<0.20	0.24	----	
Silver	7440-22-4	E440/VA	0.10	mg/kg	<0.10	----	<0.10	<0.10	----	
Sodium	7440-23-5	E440/VA	50	mg/kg	311	----	521	308	----	
Strontium	7440-24-6	E440/VA	0.50	mg/kg	39.0	----	45.0	37.0	----	
Sulfur	7704-34-9	E440/VA	1000	mg/kg	<1000	----	<1000	<1000	----	
Thallium	7440-28-0	E440/VA	0.050	mg/kg	0.056	----	0.094	<0.050	----	
Tin	7440-31-5	E440/VA	2.0	mg/kg	<2.0	----	<2.0	<2.0	<2.0	
Titanium	7440-32-6	E440/VA	1.0	mg/kg	1320	----	1480	1150	----	
Tungsten	7440-33-7	E440/VA	0.50	mg/kg	<0.50	----	<0.50	<0.50	----	
Uranium	7440-61-1	E440/VA	0.050	mg/kg	0.415	----	0.914	0.508	----	
Vanadium	7440-62-2	E440/VA	0.20	mg/kg	80.7	----	96.4	65.9	----	



## Analytical Results

Sub-Matrix: Soil  
 (Matrix: Soil/Solid)

					Client sample ID	101-1	102-1	102-2	103-1	103-2
					Client sampling date / time	25-May-2026 00:00	25-May-2026 00:00	25-May-2026 00:00	25-May-2026 00:00	25-May-2026 00:00
Analyte	CAS Number	Method/Lab	LOR	Unit	VA26B3282-001	VA26B3282-003	VA26B3282-004	VA26B3282-005	VA26B3282-006	
					Result	Result	Result	Result	Result	
<b>Metals</b>										
Zinc	7440-66-6	E440/VA	2.0	mg/kg	73.5	---	53.7	138	47.1	
Zirconium	7440-67-7	E440/VA	1.0	mg/kg	2.5	---	7.9	3.1	---	
<b>Hydrocarbons</b>										
EPH (C10-C19)	---	E601A/VA	200	mg/kg	<200	---	<200	<200	---	
EPH (C19-C32)	---	E601A/VA	200	mg/kg	<200	---	<200	<200	---	
HEPHs	---	EC600A/VA	200	mg/kg	<200	---	<200	<200	---	
LEPHs	---	EC600A/VA	200	mg/kg	<200	---	<200	<200	---	
<b>Hydrocarbons Surrogates</b>										
Bromobenzotrifluoride, 2- (EPH surrogate)	392-83-6	E601A/VA	1.0	%	107	---	100	102	---	
<b>Polycyclic Aromatic Hydrocarbons</b>										
Acenaphthene	83-32-9	E641A-L/VA	0.0050	mg/kg	<0.0050	---	<0.0050	0.0176	---	
Acenaphthylene	208-96-8	E641A-L/VA	0.0050	mg/kg	0.0220	---	<0.0050	0.613	---	
Acridine	260-94-6	E641A-L/VA	0.010	mg/kg	<0.010	---	<0.010	0.040	---	
Anthracene	120-12-7	E641A-L/VA	0.0040	mg/kg	0.0132	---	<0.0040	0.349	---	
Benz(a)anthracene	56-55-3	E641A-L/VA	0.010	mg/kg	0.054	---	<0.010	1.40	---	
Benzo(a)pyrene	50-32-8	E641A-L/VA	0.010	mg/kg	0.074	---	0.011	1.83	---	
Benzo(b+j)fluoranthene	n/a	E641A-L/VA	0.010	mg/kg	0.099	---	<0.010	1.98	---	
Benzo(b+j+k)fluoranthene	n/a	E641A-L/VA	0.015	mg/kg	0.131	---	<0.015	2.67	---	
Benzo(g,h,i)perylene	191-24-2	E641A-L/VA	0.010	mg/kg	0.058	---	<0.010	1.17	---	
Benzo(k)fluoranthene	207-08-9	E641A-L/VA	0.010	mg/kg	0.032	---	<0.010	0.689	---	
Chrysene	218-01-9	E641A-L/VA	0.010	mg/kg	0.067	---	<0.010	1.61	---	



## Analytical Results

Sub-Matrix: Soil  
 (Matrix: Soil/Solid)

					Client sample ID	101-1	102-1	102-2	103-1	103-2
					Client sampling date / time	25-May-2026 00:00	25-May-2026 00:00	25-May-2026 00:00	25-May-2026 00:00	25-May-2026 00:00
Analyte	CAS Number	Method/Lab	LOR	Unit	VA26B3282-001	VA26B3282-003	VA26B3282-004	VA26B3282-005	VA26B3282-006	
					Result	Result	Result	Result	Result	
<b>Polycyclic Aromatic Hydrocarbons</b>										
Dibenz(a,h)anthracene	53-70-3	E641A-LVA	0.0050	mg/kg	0.0139	----	<0.0060 <sup>DLCI</sup>	0.255	----	
Fluoranthene	206-44-0	E641A-LVA	0.010	mg/kg	0.134	----	<0.010	2.91	----	
Fluorene	86-73-7	E641A-LVA	0.010	mg/kg	<0.010	----	<0.010	<0.053 <sup>DLCI</sup>	----	
Indeno(1,2,3-cd)pyrene	193-39-5	E641A-LVA	0.010	mg/kg	0.058	----	<0.010	1.23	----	
Methylnaphthalene, 1-	90-12-0	E641A-LVA	0.010	mg/kg	<0.010	----	<0.010	0.023	----	
Methylnaphthalene, 2-	91-57-6	E641A-LVA	0.010	mg/kg	<0.010	----	<0.010	0.030	----	
Naphthalene	91-20-3	E641A-LVA	0.010	mg/kg	<0.010	----	<0.010	0.057	----	
Phenanthrene	85-01-8	E641A-LVA	0.010	mg/kg	0.067	----	<0.010	1.13	----	
Pyrene	129-00-0	E641A-LVA	0.010	mg/kg	0.128	----	0.011	2.74	----	
Quinoline	91-22-5	E641A-LVA	0.010	mg/kg	<0.010	----	<0.010	<0.010	----	
B(a)P total potency equivalents [B(a)P TPE]	----	E641A-LVA	0.020	mg/kg	0.113	----	<0.020	2.64	----	
IACR (CCME)	----	E641A-LVA	0.150	-	1.30	----	<0.150	28.4	----	
<b>Polycyclic Aromatic Hydrocarbons Surrogates</b>										
Acridine-d9	34749-75-2	E641A-LVA	0.1	%	81.6	----	107	107	----	
Chrysene-d12	1719-03-5	E641A-LVA	0.1	%	113	----	107	115	----	
Naphthalene-d8	1146-65-2	E641A-LVA	0.1	%	109	----	98.8	105	----	
Phenanthrene-d10	1517-22-2	E641A-LVA	0.1	%	117	----	104	117	----	

Please refer to the General Comments section for an explanation of any qualifiers detected.



## Analytical Results

Sub-Matrix: Soil  
 (Matrix: Soil/Solid)

					Client sample ID	104-1	104-2	105-1	105-2	106-2
					Client sampling date / time	25-May-2026 00:00	25-May-2026 00:00	25-May-2026 00:00	25-May-2026 00:00	25-May-2026 00:00
Analyte	CAS Number	Method/Lab	LOR	Unit	VA26B3282-007	VA26B3282-008	VA26B3282-009	VA26B3282-010	VA26B3282-012	
					Result	Result	Result	Result	Result	
<b>Physical Tests</b>										
Moisture	---	E144/VA	0.25	%	---	11.1	4.42	---	7.18	
pH (1:2 soil:water)	---	E108/VA	0.10	pH units	7.01	7.42	6.07	6.46	6.84	
% Saturation	---	E141/VA	1.0	%	46.7	44.4	36.9	---	30.7	
<b>Saturated Paste Extractables</b>										
Sodium, soluble ion content	17341-25-2	EC442/VA	1.00	mg/kg	---	9.19	9.78	---	5.37	
Sodium, soluble ion content	17341-25-2	E442/VA	2.0	mg/L	---	20.7	26.5	---	17.5	
Chloride, soluble ion content	16887-00-6	E239.Cl/VA	10	mg/L	24	18	35	---	<10	
Chloride, soluble ion content	16887-00-6	EC239A.Cl/VA	1.0	mg/kg	11.2	8.0	12.9	---	<3.1	
<b>Metals</b>										
Aluminum	7429-90-5	E440/VA	50	mg/kg	---	26600	16900	---	16800	
Antimony	7440-36-0	E440/VA	0.10	mg/kg	---	1.38	1.62	---	0.89	
Arsenic	7440-38-2	E440/VA	0.10	mg/kg	---	6.21	13.9	6.04	4.25	
Barium	7440-39-3	E440/VA	0.50	mg/kg	---	156	65.3	---	60.4	
Beryllium	7440-41-7	E440/VA	0.10	mg/kg	---	0.37	0.27	---	0.23	
Bismuth	7440-69-9	E440/VA	0.20	mg/kg	---	0.21	<0.20	---	<0.20	
Boron	7440-42-8	E440/VA	5.0	mg/kg	---	6.2	<5.0	---	<5.0	
Cadmium	7440-43-9	E440/VA	0.020	mg/kg	---	1.24	0.349	---	0.096	
Calcium	7440-70-2	E440/VA	50	mg/kg	---	5930	7540	---	4830	
Chromium	7440-47-3	E440/VA	0.50	mg/kg	---	34.7	29.6	---	24.0	
Cobalt	7440-48-4	E440/VA	0.10	mg/kg	---	10.4	10.2	---	9.56	
Copper	7440-50-8	E440/VA	0.50	mg/kg	---	42.3	54.1	---	17.2	



## Analytical Results

Sub-Matrix: Soil  
 (Matrix: Soil/Solid)

					Client sample ID	104-1	104-2	105-1	105-2	106-2
					Client sampling date / time	25-May-2026 00:00	25-May-2026 00:00	25-May-2026 00:00	25-May-2026 00:00	25-May-2026 00:00
Analyte	CAS Number	Method/Lab	LOR	Unit	VA26B3282-007	VA26B3282-008	VA26B3282-009	VA26B3282-010	VA26B3282-012	
					Result	Result	Result	Result	Result	
<b>Metals</b>										
Iron	7439-89-6	E440/VA	50	mg/kg	----	25700	25000	----	22600	
Lead	7439-92-1	E440/VA	0.50	mg/kg	246	521	94.7	----	4.06	
Lithium	7439-93-2	E440/VA	2.0	mg/kg	----	12.8	8.4	----	9.2	
Magnesium	7439-95-4	E440/VA	20	mg/kg	----	5610	7540	----	6910	
Manganese	7439-96-5	E440/VA	1.0	mg/kg	----	441	483	----	471	
Mercury	7439-97-6	E510/VA	0.0500	mg/kg	----	0.586	0.121	----	<0.0500	
Molybdenum	7439-98-7	E440/VA	0.10	mg/kg	----	0.84	0.64	----	0.50	
Nickel	7440-02-0	E440/VA	0.50	mg/kg	----	26.0	23.4	----	24.3	
Phosphorus	7723-14-0	E440/VA	50	mg/kg	----	792	765	----	766	
Potassium	7440-09-7	E440/VA	100	mg/kg	----	850	490	----	830	
Selenium	7782-49-2	E440/VA	0.20	mg/kg	----	0.26	<0.20	----	<0.20	
Silver	7440-22-4	E440/VA	0.10	mg/kg	----	0.44	<0.10	----	<0.10	
Sodium	7440-23-5	E440/VA	50	mg/kg	----	249	237	----	232	
Strontium	7440-24-6	E440/VA	0.50	mg/kg	----	47.7	30.4	----	21.9	
Sulfur	7704-34-9	E440/VA	1000	mg/kg	----	<1000	<1000	----	<1000	
Thallium	7440-28-0	E440/VA	0.050	mg/kg	----	0.095	<0.050	----	0.056	
Tin	7440-31-5	E440/VA	2.0	mg/kg	3.0	87.2	2.4	----	<2.0	
Titanium	7440-32-6	E440/VA	1.0	mg/kg	----	1060	1060	----	1180	
Tungsten	7440-33-7	E440/VA	0.50	mg/kg	----	<0.50	<0.50	----	<0.50	
Uranium	7440-61-1	E440/VA	0.050	mg/kg	----	0.511	0.328	----	0.300	
Vanadium	7440-62-2	E440/VA	0.20	mg/kg	----	77.3	62.1	----	68.3	



## Analytical Results

Sub-Matrix: Soil  
 (Matrix: Soil/Solid)

					Client sample ID	104-1	104-2	105-1	105-2	106-2
					Client sampling date / time	25-May-2026 00:00	25-May-2026 00:00	25-May-2026 00:00	25-May-2026 00:00	25-May-2026 00:00
Analyte	CAS Number	Method/Lab	LOR	Unit	VA26B3282-007	VA26B3282-008	VA26B3282-009	VA26B3282-010	VA26B3282-012	
					Result	Result	Result	Result	Result	
<b>Metals</b>										
Zinc	7440-66-6	E440/VA	2.0	mg/kg	194	640	95.0	----	86.7	
Zirconium	7440-67-7	E440/VA	1.0	mg/kg	----	1.7	3.1	----	3.3	
<b>TCLP Metals</b>										
pH, TCLP 1st preliminary	---	EPP444/VA	0.010	pH units	----	8.04	----	----	----	
pH, TCLP 2nd preliminary	---	EPP444/VA	0.010	pH units	----	1.33	----	----	----	
pH, TCLP extraction fluid initial	---	EPP444/VA	0.010	pH units	----	4.91	----	----	----	
pH, TCLP final	---	EPP444/VA	0.010	pH units	----	5.02	----	----	----	
Lead, TCLP	7439-92-1	E444/VA	0.25	mg/L	----	0.70	----	----	----	
<b>Hydrocarbons</b>										
EPH (C10-C19)	---	E601A/VA	200	mg/kg	----	<200	<200	----	<200	
EPH (C19-C32)	---	E601A/VA	200	mg/kg	----	<200	<200	----	<200	
HEPHs	---	EC600A/VA	200	mg/kg	----	<200	<200	----	<200	
LEPHs	---	EC600A/VA	200	mg/kg	----	<200	<200	----	<200	
<b>Hydrocarbons Surrogates</b>										
Bromobenzotrifluoride, 2- (EPH surrogate)	392-83-6	E601A/VA	1.0	%	----	98.9	101	----	101	
<b>Polycyclic Aromatic Hydrocarbons</b>										
Acenaphthene	83-32-9	E641A-L/VA	0.0050	mg/kg	----	<0.0050	0.0136	----	<0.0050	
Acenaphthylene	208-96-8	E641A-L/VA	0.0050	mg/kg	----	0.0590	0.398	----	0.0060	
Acridine	260-94-6	E641A-L/VA	0.010	mg/kg	----	<0.010	<0.024 <sup>DLQ</sup>	----	<0.010	
Anthracene	120-12-7	E641A-L/VA	0.0040	mg/kg	----	0.0434	0.158	----	<0.0040	
Benz(a)anthracene	56-55-3	E641A-L/VA	0.010	mg/kg	----	0.099	0.548	----	<0.010	



## Analytical Results

Sub-Matrix: Soil  
 (Matrix: Soil/Solid)

					Client sample ID	104-1	104-2	105-1	105-2	106-2
					Client sampling date / time	25-May-2026 00:00	25-May-2026 00:00	25-May-2026 00:00	25-May-2026 00:00	25-May-2026 00:00
Analyte	CAS Number	Method/Lab	LOR	Unit	VA26B3282-007	VA26B3282-008	VA26B3282-009	VA26B3282-010	VA26B3282-012	
					Result	Result	Result	Result	Result	
<b>Polycyclic Aromatic Hydrocarbons</b>										
Benzo(a)pyrene	50-32-8	E641A-L/VA	0.010	mg/kg	----	0.124	0.899	----	<0.010	
Benzo(b+j)fluoranthene	n/a	E641A-L/VA	0.010	mg/kg	----	0.148	1.10	----	0.011	
Benzo(b+j+k)fluoranthene	n/a	E641A-L/VA	0.015	mg/kg	----	0.197	1.53	----	<0.015	
Benzo(g,h,i)perylene	191-24-2	E641A-L/VA	0.010	mg/kg	----	0.101	0.747	----	<0.010	
Benzo(k)fluoranthene	207-08-9	E641A-L/VA	0.010	mg/kg	----	0.049	0.428	----	<0.010	
Chrysene	218-01-9	E641A-L/VA	0.010	mg/kg	----	0.123	0.684	----	<0.010	
Dibenz(a,h)anthracene	53-70-3	E641A-L/VA	0.0050	mg/kg	----	0.0226	0.156	----	<0.0050	
Fluoranthene	206-44-0	E641A-L/VA	0.010	mg/kg	----	0.199	<1.26 <sup>DLC</sup>	----	0.013	
Fluorene	86-73-7	E641A-L/VA	0.010	mg/kg	----	<0.010	<0.032 <sup>DLCI</sup>	----	<0.010	
Indeno(1,2,3-cd)pyrene	193-39-5	E641A-L/VA	0.010	mg/kg	----	0.100	0.762	----	<0.010	
Methylnaphthalene, 1-	90-12-0	E641A-L/VA	0.010	mg/kg	----	0.053	0.039	----	<0.010	
Methylnaphthalene, 2-	91-57-6	E641A-L/VA	0.010	mg/kg	----	0.056	0.050	----	<0.010	
Naphthalene	91-20-3	E641A-L/VA	0.010	mg/kg	----	0.039	0.051	----	<0.010	
Phenanthrene	85-01-8	E641A-L/VA	0.010	mg/kg	----	0.132	0.482	----	<0.010	
Pyrene	129-00-0	E641A-L/VA	0.010	mg/kg	----	0.205	1.22	----	0.013	
Quinoline	91-22-5	E641A-L/VA	0.010	mg/kg	----	<0.010	<0.013 <sup>DLCI</sup>	----	<0.010	
B(a)P total potency equivalents [B(a)P TPE]	----	E641A-L/VA	0.020	mg/kg	----	0.188	1.35	----	<0.020	
IACR (CCME)	----	E641A-L/VA	0.150	-	----	2.08	15.0	----	<0.150	
<b>Polycyclic Aromatic Hydrocarbons Surrogates</b>										
Acridine-d9	34749-75-2	E641A-L/VA	0.1	%	----	99.9	65.3	----	102	
Chrysene-d12	1719-03-5	E641A-L/VA	0.1	%	----	103	88.0	----	101	



### Analytical Results

Sub-Matrix: Soil (Matrix: Soil/Solid)					Client sample ID	104-1 ----	104-2 ----	105-1 ----	105-2 ----	106-2 ----
					Client sampling date / time	25-May-2026 00:00	25-May-2026 00:00	25-May-2026 00:00	25-May-2026 00:00	25-May-2026 00:00
Analyte	CAS Number	Method/Lab	LOR	Unit	VA26B3282-007	VA26B3282-008	VA26B3282-009	VA26B3282-010	VA26B3282-012	
					Result	Result	Result	Result	Result	
<b>Polycyclic Aromatic Hydrocarbons Surrogates</b>										
Naphthalene-d8	1146-65-2	E641A-L/VA	0.1	%	----	97.1	88.0	----	96.0	
Phenanthrene-d10	1517-22-2	E641A-L/VA	0.1	%	----	103	96.8	----	100	

Please refer to the General Comments section for an explanation of any qualifiers detected.

### Analytical Results

Sub-Matrix: Soil (Matrix: Soil/Solid)					Client sample ID	107-2 ----	108-1 ----	109-1 ----	110-1 ----	111-1 ----
					Client sampling date / time	25-May-2026 00:00	25-May-2026 00:00	25-May-2026 00:00	25-May-2026 00:00	25-May-2026 00:00
Analyte	CAS Number	Method/Lab	LOR	Unit	VA26B3282-014	VA26B3282-015	VA26B3282-016	VA26B3282-018	VA26B3282-020	
					Result	Result	Result	Result	Result	
<b>Physical Tests</b>										
% Saturation	----	E141/VA	1.0	%	35.7	22.5	34.5	32.7	24.5	
Moisture	----	E144/VA	0.25	%	4.90	5.36	10.8	6.53	5.55	
pH (1:2 soil:water)	----	E108/VA	0.10	pH units	6.62	7.70	6.92	8.19	8.82	
<b>Saturated Paste Extractables</b>										
Chloride, soluble ion content	16887-00-6	EC239A.Cl/VA	1.0	mg/kg	11.4	3.4	297	103	26.0	
Chloride, soluble ion content	16887-00-6	E239.Cl/VA	10	mg/L	32	15	862	315	106	
Sodium, soluble ion content	17341-25-2	EC442/VA	1.00	mg/kg	5.14	9.99	139	87.6	6.39	
Sodium, soluble ion content	17341-25-2	E442/VA	2.0	mg/L	14.4	44.4	402	268	26.1	
<b>Metals</b>										
Aluminum	7429-90-5	E440/VA	50	mg/kg	10200	17500	19100	21700	20900	
Antimony	7440-36-0	E440/VA	0.10	mg/kg	0.12	0.35	0.44	0.44	1.20	
Arsenic	7440-38-2	E440/VA	0.10	mg/kg	2.98	2.80	3.98	3.83	6.86	
Barium	7440-39-3	E440/VA	0.50	mg/kg	28.0	53.5	117	133	76.3	



## Analytical Results

Sub-Matrix: Soil  
 (Matrix: Soil/Solid)

					Client sample ID	107-2	108-1	109-1	110-1	111-1
					Client sampling date / time	25-May-2026 00:00	25-May-2026 00:00	25-May-2026 00:00	25-May-2026 00:00	25-May-2026 00:00
Analyte	CAS Number	Method/Lab	LOR	Unit	VA26B3282-014	VA26B3282-015	VA26B3282-016	VA26B3282-018	VA26B3282-020	
					Result	Result	Result	Result	Result	
<b>Metals</b>										
Beryllium	7440-41-7	E440/VA	0.10	mg/kg	0.14	0.28	0.31	0.39	0.27	
Bismuth	7440-69-9	E440/VA	0.20	mg/kg	<0.20	<0.20	<0.20	<0.20	<0.20	
Boron	7440-42-8	E440/VA	5.0	mg/kg	<5.0	<5.0	8.4	9.1	9.4	
Cadmium	7440-43-9	E440/VA	0.020	mg/kg	0.074	0.118	0.128	0.070	0.980	
Calcium	7440-70-2	E440/VA	50	mg/kg	3930	6370	7050	9390	33900	
Chromium	7440-47-3	E440/VA	0.50	mg/kg	17.2	31.7	27.3	30.3	29.4	
Cobalt	7440-48-4	E440/VA	0.10	mg/kg	5.81	10.8	10.2	13.0	13.8	
Copper	7440-50-8	E440/VA	0.50	mg/kg	11.2	55.7	26.3	92.2	64.5	
Iron	7439-89-6	E440/VA	50	mg/kg	13700	24000	28200	28600	31000	
Lead	7439-92-1	E440/VA	0.50	mg/kg	1.51	21.2	11.9	8.32	9.66	
Lithium	7439-93-2	E440/VA	2.0	mg/kg	5.3	7.9	10.2	13.3	9.4	
Magnesium	7439-95-4	E440/VA	20	mg/kg	4690	8540	6680	8700	11700	
Manganese	7439-96-5	E440/VA	1.0	mg/kg	207	560	686	608	595	
Mercury	7439-97-6	E510/VA	0.0500	mg/kg	<0.0500	<0.0500	<0.0500	<0.0500	0.0848	
Molybdenum	7439-98-7	E440/VA	0.10	mg/kg	0.23	0.41	0.62	0.60	1.13	
Nickel	7440-02-0	E440/VA	0.50	mg/kg	19.3	23.7	26.5	26.2	20.1	
Phosphorus	7723-14-0	E440/VA	50	mg/kg	550	738	1560	608	634	
Potassium	7440-09-7	E440/VA	100	mg/kg	440	530	730	700	1090	
Selenium	7782-49-2	E440/VA	0.20	mg/kg	<0.20	<0.20	<0.20	<0.20	<0.20	
Silver	7440-22-4	E440/VA	0.10	mg/kg	<0.10	<0.10	<0.10	<0.10	<0.10	
Sodium	7440-23-5	E440/VA	50	mg/kg	189	755	492	596	340	



## Analytical Results

Sub-Matrix: Soil  
 (Matrix: Soil/Solid)

					Client sample ID	107-2	108-1	109-1	110-1	111-1
					Client sampling date / time	25-May-2026 00:00	25-May-2026 00:00	25-May-2026 00:00	25-May-2026 00:00	25-May-2026 00:00
Analyte	CAS Number	Method/Lab	LOR	Unit	VA26B3282-014	VA26B3282-015	VA26B3282-016	VA26B3282-018	VA26B3282-020	
					Result	Result	Result	Result	Result	
<b>Metals</b>										
Strontium	7440-24-6	E440/VA	0.50	mg/kg	16.5	24.0	55.3	83.5	114	
Sulfur	7704-34-9	E440/VA	1000	mg/kg	<1000	<1000	<1000	<1000	<1000	
Thallium	7440-28-0	E440/VA	0.050	mg/kg	<0.050	<0.050	0.059	<0.050	<0.050	
Tin	7440-31-5	E440/VA	2.0	mg/kg	<2.0	2.6	<2.0	<2.0	<2.0	
Titanium	7440-32-6	E440/VA	1.0	mg/kg	768	1010	954	1260	1490	
Tungsten	7440-33-7	E440/VA	0.50	mg/kg	<0.50	<0.50	<0.50	<0.50	<0.50	
Uranium	7440-61-1	E440/VA	0.050	mg/kg	0.186	0.262	0.443	0.379	0.405	
Vanadium	7440-62-2	E440/VA	0.20	mg/kg	41.1	62.6	57.3	78.7	86.6	
Zinc	7440-66-6	E440/VA	2.0	mg/kg	22.4	54.1	55.7	51.7	144	
Zirconium	7440-67-7	E440/VA	1.0	mg/kg	2.9	3.7	1.8	4.0	4.3	
<b>Hydrocarbons</b>										
EPH (C10-C19)	----	E601A/VA	200	mg/kg	<200	<200	<200	<200	<200	
EPH (C19-C32)	----	E601A/VA	200	mg/kg	<200	<200	<200	<200	<200	
HEPHs	----	EC600A/VA	200	mg/kg	<200	<200	<200	<200	<200	
LEPHs	----	EC600A/VA	200	mg/kg	<200	<200	<200	<200	<200	
<b>Hydrocarbons Surrogates</b>										
Bromobenzotrifluoride, 2- (EPH surrogate)	392-83-6	E601A/VA	1.0	%	101	105	95.7	98.7	107	
<b>Polycyclic Aromatic Hydrocarbons</b>										
Acenaphthene	83-32-9	E641A-L/VA	0.0050	mg/kg	<0.0050	<0.0138 <sup>DLCL</sup>	0.0492	0.0158	<0.0226 <sup>DLCL</sup>	
Acenaphthylene	208-96-8	E641A-L/VA	0.0050	mg/kg	<0.0050	0.207	0.914	0.0890	0.0406	
Acridine	260-94-6	E641A-L/VA	0.010	mg/kg	<0.010	<0.014 <sup>DLCL</sup>	0.031	<0.010	<0.028 <sup>DLCL</sup>	



## Analytical Results

Sub-Matrix: Soil  
 (Matrix: Soil/Solid)

					Client sample ID	107-2	108-1	109-1	110-1	111-1
					Client sampling date / time	25-May-2026 00:00	25-May-2026 00:00	25-May-2026 00:00	25-May-2026 00:00	25-May-2026 00:00
Analyte	CAS Number	Method/Lab	LOR	Unit	VA26B3282-014	VA26B3282-015	VA26B3282-016	VA26B3282-018	VA26B3282-020	
					Result	Result	Result	Result	Result	
<b>Polycyclic Aromatic Hydrocarbons</b>										
Anthracene	120-12-7	E641A-LVA	0.0040	mg/kg	<0.0040	0.0829	0.571	0.104	0.0371	
Benz(a)anthracene	56-55-3	E641A-LVA	0.010	mg/kg	<0.010	0.248	1.16	0.239	0.094	
Benzo(a)pyrene	50-32-8	E641A-LVA	0.010	mg/kg	<0.010	0.417	1.68	0.288	0.126	
Benzo(b+j)fluoranthene	n/a	E641A-LVA	0.010	mg/kg	<0.010	0.489	1.88	0.293	0.145	
Benzo(b+j+k)fluoranthene	n/a	E641A-LVA	0.015	mg/kg	<0.015	0.657	2.49	0.406	0.210	
Benzo(g,h,i)perylene	191-24-2	E641A-LVA	0.010	mg/kg	<0.010	0.375	1.26	0.170	0.142	
Benzo(k)fluoranthene	207-08-9	E641A-LVA	0.010	mg/kg	<0.010	0.168	0.609	0.113	0.065	
Chrysene	218-01-9	E641A-LVA	0.010	mg/kg	<0.010	0.370	1.22	0.268	0.109	
Dibenz(a,h)anthracene	53-70-3	E641A-LVA	0.0050	mg/kg	<0.0050	0.0818	0.272	0.0425	<0.0250 <sup>DLCI</sup>	
Fluoranthene	206-44-0	E641A-LVA	0.010	mg/kg	<0.010	0.533	2.13	0.431	0.174	
Fluorene	86-73-7	E641A-LVA	0.010	mg/kg	<0.010	<0.014 <sup>DLCI</sup>	0.132	0.039	<0.028 <sup>DLCI</sup>	
Indeno(1,2,3-cd)pyrene	193-39-5	E641A-LVA	0.010	mg/kg	<0.010	0.372	1.38	0.182	0.105	
Methylnaphthalene, 1-	90-12-0	E641A-LVA	0.010	mg/kg	<0.010	0.023	0.098	0.017	<0.028 <sup>DLCI</sup>	
Methylnaphthalene, 2-	91-57-6	E641A-LVA	0.010	mg/kg	<0.010	0.033	0.090	0.013	<0.028 <sup>DLCI</sup>	
Naphthalene	91-20-3	E641A-LVA	0.010	mg/kg	<0.010	0.031	0.096	<0.010	<0.028 <sup>DLCI</sup>	
Phenanthrene	85-01-8	E641A-LVA	0.010	mg/kg	<0.010	0.177	1.23	0.331	0.090	
Pyrene	129-00-0	E641A-LVA	0.010	mg/kg	<0.010	0.514	2.09	0.451	0.177	
Quinoline	91-22-5	E641A-LVA	0.010	mg/kg	<0.010	<0.014 <sup>DLCI</sup>	0.010	<0.010	<0.028 <sup>DLCI</sup>	
B(a)P total potency equivalents [B(a)P TPE]	----	E641A-LVA	0.020	mg/kg	<0.020	0.634	2.48	0.418	0.182	
IACR (CCME)	----	E641A-LVA	0.150	-	<0.150	6.71	26.1	4.44	2.10	



### Analytical Results

Sub-Matrix: Soil  
 (Matrix: Soil/Solid)

					Client sample ID				
					107-2	108-1	109-1	110-1	111-1
					----	----	----	----	----
					Client sampling date / time				
					25-May-2026 00:00	25-May-2026 00:00	25-May-2026 00:00	25-May-2026 00:00	25-May-2026 00:00
Analyte	CAS Number	Method/Lab	LOR	Unit	VA26B3282-014	VA26B3282-015	VA26B3282-016	VA26B3282-018	VA26B3282-020
					Result	Result	Result	Result	Result
<b>Polycyclic Aromatic Hydrocarbons Surrogates</b>									
Acridine-d9	34749-75-2	E641A-L/VA	0.1	%	105	71.7	95.6	87.7	83.6
Chrysene-d12	1719-03-5	E641A-L/VA	0.1	%	105	93.9	107	94.3	94.5
Naphthalene-d8	1146-65-2	E641A-L/VA	0.1	%	100	91.9	101	94.7	94.9
Phenanthrene-d10	1517-22-2	E641A-L/VA	0.1	%	105	101	112	101	103

Please refer to the General Comments section for an explanation of any qualifiers detected.

### Analytical Results

Sub-Matrix: Soil  
 (Matrix: Soil/Solid)

					Client sample ID				
					111-2	112-1	113-1	114-1	114-2
					----	----	----	----	----
					Client sampling date / time				
					25-May-2026 00:00	25-May-2026 00:00	25-May-2026 00:00	25-May-2026 00:00	25-May-2026 00:00
Analyte	CAS Number	Method/Lab	LOR	Unit	VA26B3282-021	VA26B3282-022	VA26B3282-024	VA26B3282-026	VA26B3282-027
					Result	Result	Result	Result	Result
<b>Physical Tests</b>									
% Saturation	----	E141/VA	1.0	%	62.7	29.2	24.6	43.2	----
Moisture	----	E144/VA	0.25	%	17.4	4.11	4.46	4.94	----
pH (1:2 soil:water)	----	E108/VA	0.10	pH units	6.94	7.96	8.20	6.74	7.34
<b>Saturated Paste Extractables</b>									
Chloride, soluble ion content	16887-00-6	EC239A.CI/VA	1.0	mg/kg	8.8	48.8	<2.5	13.0	----
Chloride, soluble ion content	16887-00-6	E239.CI/VA	10	mg/L	14	167	<10	30	----
Sodium, soluble ion content	17341-25-2	EC442/VA	1.00	mg/kg	40.7	88.5	28.5	17.9	----
Sodium, soluble ion content	17341-25-2	E442/VA	2.0	mg/L	64.9	303	116	41.4	----
<b>Metals</b>									
Aluminum	7429-90-5	E440/VA	50	mg/kg	38300	25900	25300	21200	----
Antimony	7440-36-0	E440/VA	0.10	mg/kg	0.35	<0.10	0.16	1.10	----



### Analytical Results

Sub-Matrix: Soil  
 (Matrix: Soil/Solid)

					Client sample ID	111-2	112-1	113-1	114-1	114-2
					Client sampling date / time	----	----	----	----	----
Analyte	CAS Number	Method/Lab	LOR	Unit	25-May-2026 00:00	25-May-2026 00:00	25-May-2026 00:00	25-May-2026 00:00	25-May-2026 00:00	25-May-2026 00:00
					VA26B3282-021	VA26B3282-022	VA26B3282-024	VA26B3282-026	VA26B3282-027	
					Result	Result	Result	Result	Result	Result
<b>Metals</b>										
Arsenic	7440-38-2	E440/VA	0.10	mg/kg	8.01	3.45	7.37	5.03	----	
Barium	7440-39-3	E440/VA	0.50	mg/kg	150	27.0	24.5	122	----	
Beryllium	7440-41-7	E440/VA	0.10	mg/kg	0.77	0.25	0.30	0.39	----	
Bismuth	7440-69-9	E440/VA	0.20	mg/kg	<0.20	<0.20	<0.20	0.28	----	
Boron	7440-42-8	E440/VA	5.0	mg/kg	<5.0	6.5	<5.0	5.4	----	
Cadmium	7440-43-9	E440/VA	0.020	mg/kg	0.047	0.059	0.109	0.780	----	
Calcium	7440-70-2	E440/VA	50	mg/kg	6540	21700	14500	7750	----	
Chromium	7440-47-3	E440/VA	0.50	mg/kg	69.1	53.6	67.3	49.9	----	
Cobalt	7440-48-4	E440/VA	0.10	mg/kg	23.5	25.4	26.2	11.7	----	
Copper	7440-50-8	E440/VA	0.50	mg/kg	67.7	72.6	71.8	61.1	----	
Iron	7439-89-6	E440/VA	50	mg/kg	46600	42100	48600	25400	----	
Lead	7439-92-1	E440/VA	0.50	mg/kg	6.77	2.13	4.10	396	15.3	
Lithium	7439-93-2	E440/VA	2.0	mg/kg	23.8	10.4	23.9	13.4	----	
Magnesium	7439-95-4	E440/VA	20	mg/kg	12000	15900	16200	6130	----	
Manganese	7439-96-5	E440/VA	1.0	mg/kg	813	713	1410	619	----	
Mercury	7439-97-6	E510/VA	0.0500	mg/kg	0.0747	<0.0500	<0.0500	0.122	----	
Molybdenum	7439-98-7	E440/VA	0.10	mg/kg	0.25	0.90	1.09	1.09	----	
Nickel	7440-02-0	E440/VA	0.50	mg/kg	52.1	42.4	38.9	28.5	----	
Phosphorus	7723-14-0	E440/VA	50	mg/kg	407	837	677	879	----	
Potassium	7440-09-7	E440/VA	100	mg/kg	1550	710	790	970	----	
Selenium	7782-49-2	E440/VA	0.20	mg/kg	<0.20	0.22	<0.20	0.23	----	



## Analytical Results

Sub-Matrix: Soil  
 (Matrix: Soil/Solid)

					Client sample ID	111-2	112-1	113-1	114-1	114-2
					Client sampling date / time	25-May-2026 00:00	25-May-2026 00:00	25-May-2026 00:00	25-May-2026 00:00	25-May-2026 00:00
Analyte	CAS Number	Method/Lab	LOR	Unit	VA26B3282-021	VA26B3282-022	VA26B3282-024	VA26B3282-026	VA26B3282-027	
					Result	Result	Result	Result	Result	
<b>Metals</b>										
Silver	7440-22-4	E440/VA	0.10	mg/kg	<0.10	<0.10	<0.10	0.26	----	
Sodium	7440-23-5	E440/VA	50	mg/kg	763	497	148	395	----	
Strontium	7440-24-6	E440/VA	0.50	mg/kg	51.0	40.7	31.0	45.4	----	
Sulfur	7704-34-9	E440/VA	1000	mg/kg	<1000	1700	<1000	<1000	----	
Thallium	7440-28-0	E440/VA	0.050	mg/kg	0.063	<0.050	<0.050	0.070	----	
Tin	7440-31-5	E440/VA	2.0	mg/kg	<2.0	<2.0	<2.0	2.8	----	
Titanium	7440-32-6	E440/VA	1.0	mg/kg	1530	2060	3000	1020	----	
Tungsten	7440-33-7	E440/VA	0.50	mg/kg	<0.50	<0.50	<0.50	<0.50	----	
Uranium	7440-61-1	E440/VA	0.050	mg/kg	0.524	0.253	0.139	0.693	----	
Vanadium	7440-62-2	E440/VA	0.20	mg/kg	129	138	90.1	65.3	----	
Zinc	7440-66-6	E440/VA	2.0	mg/kg	82.9	54.3	82.9	162	32.4	
Zirconium	7440-67-7	E440/VA	1.0	mg/kg	7.1	2.7	4.8	1.7	----	
<b>Speciated Metals</b>										
Chromium, hexavalent [Cr VI]	18540-29-9	E532/WT	0.10	mg/kg	1.13	----	<0.10	----	----	
Chromium, trivalent [Cr III]	16065-83-1	EC535/WT	0.030	mg/kg	68.0	----	67.3	----	----	
<b>Hydrocarbons</b>										
EPH (C10-C19)	----	E601A/VA	200	mg/kg	<200	<200	<200	<200	----	
EPH (C19-C32)	----	E601A/VA	200	mg/kg	<200	<200	<200	<200	----	
HEPHs	----	EC600A/VA	200	mg/kg	<200	<200	<200	<200	----	
LEPHs	----	EC600A/VA	200	mg/kg	<200	<200	<200	<200	----	



## Analytical Results

Sub-Matrix: Soil  
 (Matrix: Soil/Solid)

					Client sample ID	111-2	112-1	113-1	114-1	114-2
					Client sampling date / time	25-May-2026 00:00	25-May-2026 00:00	25-May-2026 00:00	25-May-2026 00:00	25-May-2026 00:00
Analyte	CAS Number	Method/Lab	LOR	Unit	VA26B3282-021	VA26B3282-022	VA26B3282-024	VA26B3282-026	VA26B3282-027	
					Result	Result	Result	Result	Result	
<b>Hydrocarbons Surrogates</b>										
Bromobenzotrifluoride, 2- (EPH surrogate)	392-83-6	E601A/LVA	1.0	%	103	108	107	110	----	
<b>Polycyclic Aromatic Hydrocarbons</b>										
Acenaphthene	83-32-9	E641A-LVA	0.0050	mg/kg	<0.0050	<0.0050	<0.0050	0.0902	----	
Acenaphthylene	208-96-8	E641A-LVA	0.0050	mg/kg	<0.0050	<0.0050	0.0051	0.499	----	
Acridine	260-94-6	E641A-LVA	0.010	mg/kg	<0.010	<0.010	<0.010	0.031	----	
Anthracene	120-12-7	E641A-LVA	0.0040	mg/kg	<0.0040	<0.0040	<0.0040	0.465	----	
Benz(a)anthracene	56-55-3	E641A-LVA	0.010	mg/kg	<0.010	<0.010	0.014	1.37	----	
Benzo(a)pyrene	50-32-8	E641A-LVA	0.010	mg/kg	<0.010	<0.010	0.021	1.95	----	
Benzo(b+j)fluoranthene	n/a	E641A-LVA	0.010	mg/kg	<0.010	<0.010	0.022	2.20	----	
Benzo(b+j+k)fluoranthene	n/a	E641A-LVA	0.015	mg/kg	<0.015	<0.015	0.022	3.08	----	
Benzo(g,h,i)perylene	191-24-2	E641A-LVA	0.010	mg/kg	<0.010	<0.010	0.018	1.54	----	
Benzo(k)fluoranthene	207-08-9	E641A-LVA	0.010	mg/kg	<0.010	<0.010	<0.010	0.880	----	
Chrysene	218-01-9	E641A-LVA	0.010	mg/kg	<0.010	<0.010	0.015	1.48	----	
Dibenz(a,h)anthracene	53-70-3	E641A-LVA	0.0050	mg/kg	<0.0050	<0.0050	<0.0070 DLQ	0.304	----	
Fluoranthene	206-44-0	E641A-LVA	0.010	mg/kg	<0.010	<0.010	0.025	2.89	----	
Fluorene	86-73-7	E641A-LVA	0.010	mg/kg	<0.010	<0.010	<0.010	0.105	----	
Indeno(1,2,3-cd)pyrene	193-39-5	E641A-LVA	0.010	mg/kg	<0.010	<0.010	0.015	1.50	----	
Methylnaphthalene, 1-	90-12-0	E641A-LVA	0.010	mg/kg	<0.010	<0.010	<0.010	0.052	----	
Methylnaphthalene, 2-	91-57-6	E641A-LVA	0.010	mg/kg	<0.010	<0.010	<0.010	0.049	----	
Naphthalene	91-20-3	E641A-LVA	0.010	mg/kg	<0.010	<0.010	<0.010	0.060	----	
Phenanthrene	85-01-8	E641A-LVA	0.010	mg/kg	<0.010	<0.010	<0.010	1.34	----	



## Analytical Results

Sub-Matrix: Soil (Matrix: Soil/Solid)					Client sample ID				
					111-2 ----	112-1 ----	113-1 ----	114-1 ----	114-2 ----
					Client sampling date / time				
					25-May-2026 00:00	25-May-2026 00:00	25-May-2026 00:00	25-May-2026 00:00	25-May-2026 00:00
Analyte	CAS Number	Method/Lab	LOR	Unit	VA26B3282-021	VA26B3282-022	VA26B3282-024	VA26B3282-026	VA26B3282-027
					Result	Result	Result	Result	Result
<b>Polycyclic Aromatic Hydrocarbons</b>									
Pyrene	129-00-0	E641A-L/VA	0.010	mg/kg	<0.010	<0.010	0.028	2.92	----
Quinoline	91-22-5	E641A-L/VA	0.010	mg/kg	<0.010	<0.010	<0.010	<0.014 <sup>DLCI</sup>	----
B(a)P total potency equivalents [B(a)P TPE]	----	E641A-L/VA	0.020	mg/kg	<0.020	<0.020	0.030	2.88	----
IACR (CCME)	----	E641A-L/VA	0.150	-	<0.150	<0.150	0.298	31.5	----
<b>Polycyclic Aromatic Hydrocarbons Surrogates</b>									
Acridine-d9	34749-75-2	E641A-L/VA	0.1	%	96.8	104	93.9	73.1	----
Chrysene-d12	1719-03-5	E641A-L/VA	0.1	%	99.5	109	93.4	99.5	----
Naphthalene-d8	1146-65-2	E641A-L/VA	0.1	%	96.9	109	108	99.8	----
Phenanthrene-d10	1517-22-2	E641A-L/VA	0.1	%	101	116	110	105	----

Please refer to the General Comments section for an explanation of any qualifiers detected.

## Analytical Results

Sub-Matrix: Soil (Matrix: Soil/Solid)					Client sample ID				
					115-1 ----	116-1 ----	117-1 ----	118-1 ----	118-2 ----
					Client sampling date / time				
					25-May-2026 00:00	25-May-2026 00:00	25-May-2026 00:00	25-May-2026 00:00	25-May-2026 00:00
Analyte	CAS Number	Method/Lab	LOR	Unit	VA26B3282-028	VA26B3282-029	VA26B3282-031	VA26B3282-033	VA26B3282-034
					Result	Result	Result	Result	Result
<b>Physical Tests</b>									
% Saturation	----	E141/VA	1.0	%	19.2	21.7	22.6	34.2	----
Moisture	----	E144/VA	0.25	%	3.38	4.85	3.64	4.31	20.6
pH (1:2 soil:water)	----	E108/VA	0.10	pH units	7.86	9.75	8.89	7.46	----
<b>Saturated Paste Extractables</b>									
Chloride, soluble ion content	16887-00-6	EC239A.CI/VA	1.0	mg/kg	16.5	26.7	4.1	97.1	----
Chloride, soluble ion content	16887-00-6	E239.CI/VA	10	mg/L	86	123	18	284	----



## Analytical Results

Sub-Matrix: Soil  
 (Matrix: Soil/Solid)

					Client sample ID	115-1 ----	116-1 ----	117-1 ----	118-1 ----	118-2 ----
					Client sampling date / time	25-May-2026 00:00	25-May-2026 00:00	25-May-2026 00:00	25-May-2026 00:00	25-May-2026 00:00
Analyte	CAS Number	Method/Lab	LOR	Unit	VA26B3282-028	VA26B3282-029	VA26B3282-031	VA26B3282-033	VA26B3282-034	
					Result	Result	Result	Result	Result	
<b>Saturated Paste Extractables</b>										
Sodium, soluble ion content	17341-25-2	EC442/VA	1.00	mg/kg	34.2	42.3	12.8	44.8	----	
Sodium, soluble ion content	17341-25-2	E442/VA	2.0	mg/L	178	195	56.7	131	----	
<b>Metals</b>										
Aluminum	7429-90-5	E440/VA	50	mg/kg	33200	21900	22300	18100	----	
Antimony	7440-36-0	E440/VA	0.10	mg/kg	<0.10	0.31	0.18	0.36	----	
Arsenic	7440-38-2	E440/VA	0.10	mg/kg	0.79	9.47	7.11	1.50	----	
Barium	7440-39-3	E440/VA	0.50	mg/kg	8.63	24.2	28.5	40.6	----	
Beryllium	7440-41-7	E440/VA	0.10	mg/kg	<0.10	0.32	0.30	0.37	----	
Bismuth	7440-69-9	E440/VA	0.20	mg/kg	<0.20	<0.20	<0.20	<0.20	----	
Boron	7440-42-8	E440/VA	5.0	mg/kg	8.5	<5.0	<5.0	<5.0	----	
Cadmium	7440-43-9	E440/VA	0.020	mg/kg	0.062	0.125	0.099	0.051	----	
Calcium	7440-70-2	E440/VA	50	mg/kg	20000	6560	9190	10600	----	
Chromium	7440-47-3	E440/VA	0.50	mg/kg	154	26.3	27.0	28.3	----	
Cobalt	7440-48-4	E440/VA	0.10	mg/kg	39.6	19.0	16.9	10.6	----	
Copper	7440-50-8	E440/VA	0.50	mg/kg	159	46.7	58.2	50.3	----	
Iron	7439-89-6	E440/VA	50	mg/kg	52300	38000	35800	23300	----	
Lead	7439-92-1	E440/VA	0.50	mg/kg	1.39	6.83	4.39	14.2	----	
Lithium	7439-93-2	E440/VA	2.0	mg/kg	6.3	28.7	23.0	6.8	----	
Magnesium	7439-95-4	E440/VA	20	mg/kg	26000	14000	13300	8210	----	
Manganese	7439-96-5	E440/VA	1.0	mg/kg	564	738	759	439	----	
Mercury	7439-97-6	E510/VA	0.0500	mg/kg	<0.0500	<0.0500	<0.0500	0.0912	----	



## Analytical Results

Sub-Matrix: Soil  
 (Matrix: Soil/Solid)

					Client sample ID	115-1 ----	116-1 ----	117-1 ----	118-1 ----	118-2 ----
					Client sampling date / time	25-May-2026 00:00	25-May-2026 00:00	25-May-2026 00:00	25-May-2026 00:00	25-May-2026 00:00
Analyte	CAS Number	Method/Lab	LOR	Unit	VA26B3282-028	VA26B3282-029	VA26B3282-031	VA26B3282-033	VA26B3282-034	
					Result	Result	Result	Result	Result	
<b>Metals</b>										
Molybdenum	7439-98-7	E440/VA	0.10	mg/kg	0.70	1.19	1.65	1.63	----	
Nickel	7440-02-0	E440/VA	0.50	mg/kg	143	22.8	20.9	20.9	----	
Phosphorus	7723-14-0	E440/VA	50	mg/kg	640	904	711	514	----	
Potassium	7440-09-7	E440/VA	100	mg/kg	200	730	640	820	----	
Selenium	7782-49-2	E440/VA	0.20	mg/kg	0.42	0.25	<0.20	<0.20	----	
Silver	7440-22-4	E440/VA	0.10	mg/kg	<0.10	0.12	<0.10	<0.10	----	
Sodium	7440-23-5	E440/VA	50	mg/kg	641	442	235	299	----	
Strontium	7440-24-6	E440/VA	0.50	mg/kg	44.5	24.5	30.3	37.2	----	
Sulfur	7704-34-9	E440/VA	1000	mg/kg	3300	<1000	<1000	<1000	----	
Thallium	7440-28-0	E440/VA	0.050	mg/kg	<0.050	<0.050	<0.050	<0.050	----	
Tin	7440-31-5	E440/VA	2.0	mg/kg	<2.0	<2.0	<2.0	2.4	----	
Titanium	7440-32-6	E440/VA	1.0	mg/kg	2230	1630	1670	1320	----	
Tungsten	7440-33-7	E440/VA	0.50	mg/kg	<0.50	<0.50	<0.50	<0.50	----	
Uranium	7440-61-1	E440/VA	0.050	mg/kg	0.065	0.225	0.225	0.610	----	
Vanadium	7440-62-2	E440/VA	0.20	mg/kg	147	36.5	59.7	53.3	----	
Zinc	7440-66-6	E440/VA	2.0	mg/kg	56.8	96.3	74.5	38.7	----	
Zirconium	7440-67-7	E440/VA	1.0	mg/kg	3.5	3.4	3.7	2.3	----	
<b>Speciated Metals</b>										
Chromium, hexavalent [Cr VI]	18540-29-9	E532/WT	0.10	mg/kg	0.23	----	----	----	----	
Chromium, trivalent [Cr III]	16065-83-1	EC535/WT	0.030	mg/kg	154	----	----	----	----	



## Analytical Results

Sub-Matrix: Soil  
 (Matrix: Soil/Solid)

					Client sample ID	115-1	116-1	117-1	118-1	118-2
					Client sampling date / time	25-May-2026 00:00	25-May-2026 00:00	25-May-2026 00:00	25-May-2026 00:00	25-May-2026 00:00
Analyte	CAS Number	Method/Lab	LOR	Unit	VA26B3282-028	VA26B3282-029	VA26B3282-031	VA26B3282-033	VA26B3282-034	
					Result	Result	Result	Result	Result	
<b>TCLP Metals</b>										
pH, TCLP 1st preliminary	---	EPP444/VA	0.010	pH units	9.14	---	---	---	---	
pH, TCLP 2nd preliminary	---	EPP444/VA	0.010	pH units	1.29	---	---	---	---	
pH, TCLP extraction fluid initial	---	EPP444/VA	0.010	pH units	4.91	---	---	---	---	
pH, TCLP final	---	EPP444/VA	0.010	pH units	5.04 <sup>LTIS</sup>	---	---	---	---	
Chromium, TCLP	7440-47-3	E444/VA	0.25	mg/L	<0.25	---	---	---	---	
<b>Hydrocarbons</b>										
EPH (C10-C19)	---	E601A/VA	200	mg/kg	<200	<200	<200	<200	---	
EPH (C19-C32)	---	E601A/VA	200	mg/kg	<200	<200	<200	1190	<200	
HEPHs	---	EC600A/VA	200	mg/kg	<200	<200	<200	1100	<200	
LEPHs	---	EC600A/VA	200	mg/kg	<200	<200	<200	<200	---	
<b>Hydrocarbons Surrogates</b>										
Bromobenzotrifluoride, 2- (EPH surrogate)	392-83-6	E601A/VA	1.0	%	110	107	109	106	95.5	
<b>Polycyclic Aromatic Hydrocarbons</b>										
Acenaphthene	83-32-9	E641A-L/VA	0.0050	mg/kg	<0.0050	0.0278	<0.0050	0.0900	---	
Acenaphthylene	208-96-8	E641A-L/VA	0.0050	mg/kg	<0.0050	0.292	0.0117	5.29	---	
Acridine	260-94-6	E641A-L/VA	0.010	mg/kg	<0.010	0.014	<0.010	0.305	---	
Anthracene	120-12-7	E641A-L/VA	0.0040	mg/kg	<0.0040	0.238	0.0042	2.87	---	
Benz(a)anthracene	56-55-3	E641A-L/VA	0.010	mg/kg	<0.010	0.857	0.015	12.7	<0.010	
Benzo(a)pyrene	50-32-8	E641A-L/VA	0.010	mg/kg	<0.010	1.29	0.027	18.6	<0.010	
Benzo(b+j)fluoranthene	n/a	E641A-L/VA	0.010	mg/kg	0.011	1.26	0.032	19.8	0.011	
Benzo(b+j+k)fluoranthene	n/a	E641A-L/VA	0.015	mg/kg	<0.015	1.68	0.045	27.2	<0.015	



## Analytical Results

Sub-Matrix: Soil  
 (Matrix: Soil/Solid)

					Client sample ID	115-1 ----	116-1 ----	117-1 ----	118-1 ----	118-2 ----
					Client sampling date / time	25-May-2026 00:00	25-May-2026 00:00	25-May-2026 00:00	25-May-2026 00:00	25-May-2026 00:00
Analyte	CAS Number	Method/Lab	LOR	Unit	VA26B3282-028	VA26B3282-029	VA26B3282-031	VA26B3282-033	VA26B3282-034	
					Result	Result	Result	Result	Result	
<b>Polycyclic Aromatic Hydrocarbons</b>										
Benzo(g,h,i)perylene	191-24-2	E641A-LVA	0.010	mg/kg	0.012	1.02	0.025	10.2	----	
Benzo(k)fluoranthene	207-08-9	E641A-LVA	0.010	mg/kg	<0.010	0.415	0.013	7.37	<0.010	
Chrysene	218-01-9	E641A-LVA	0.010	mg/kg	<0.010	0.940	0.015	12.7	----	
Dibenz(a,h)anthracene	53-70-3	E641A-LVA	0.0050	mg/kg	<0.0050	0.177	<0.0060 <sup>DLQ</sup>	2.94	<0.0050	
Fluoranthene	206-44-0	E641A-LVA	0.010	mg/kg	<0.010	1.43	0.017	12.4	----	
Fluorene	86-73-7	E641A-LVA	0.010	mg/kg	<0.010	<0.030 <sup>DLCI</sup>	<0.010	<0.376 <sup>DLCI</sup>	----	
Indeno(1,2,3-cd)pyrene	193-39-5	E641A-LVA	0.010	mg/kg	<0.010	0.875	0.024	11.5	<0.010	
Methylnaphthalene, 1-	90-12-0	E641A-LVA	0.010	mg/kg	0.014	0.012	<0.010	0.146	----	
Methylnaphthalene, 2-	91-57-6	E641A-LVA	0.010	mg/kg	0.024	0.019	<0.010	0.162	----	
Naphthalene	91-20-3	E641A-LVA	0.010	mg/kg	0.017	0.041	<0.010	0.248	----	
Phenanthrene	85-01-8	E641A-LVA	0.010	mg/kg	<0.010	0.526	<0.010	3.52	----	
Pyrene	129-00-0	E641A-LVA	0.010	mg/kg	<0.010	1.62	0.021	13.2	0.011	
Quinoline	91-22-5	E641A-LVA	0.010	mg/kg	<0.010	<0.010	<0.010	<0.014 <sup>DLCI</sup>	----	
B(a)P total potency equivalents [B(a)P TPE]	----	E641A-LVA	0.020	mg/kg	<0.020	1.83	0.039	26.9	----	
IACR (CCME)	----	E641A-LVA	0.150	-	<0.150	18.2	0.432	283	----	
<b>Polycyclic Aromatic Hydrocarbons Surrogates</b>										
Acridine-d9	34749-75-2	E641A-LVA	0.1	%	109	101	106	93.6	77.0	
Chrysene-d12	1719-03-5	E641A-LVA	0.1	%	118	110	113	106	93.9	
Naphthalene-d8	1146-65-2	E641A-LVA	0.1	%	116	105	119	100	95.5	
Phenanthrene-d10	1517-22-2	E641A-LVA	0.1	%	123	114	122	111	91.5	

Please refer to the General Comments section for an explanation of any qualifiers detected.



## Analytical Results

Sub-Matrix: Soil  
 (Matrix: Soil/Solid)

					Client sample ID	119-1 ----	120-1 ----	121-1 ----	122-1 ----	----
					Client sampling date / time	25-May-2026 00:00	25-May-2026 00:00	25-May-2026 00:00	25-May-2026 00:00	----
Analyte	CAS Number	Method/Lab	LOR	Unit	VA26B3282-035	VA26B3282-037	VA26B3282-038	VA26B3282-040	----	
					Result	Result	Result	Result	----	
<b>Physical Tests</b>										
% Saturation	----	E141/VA	1.0	%	46.2	28.1	54.2	27.5	----	
Moisture	----	E144/VA	0.25	%	8.60	5.01	10.1	5.84	----	
pH (1:2 soil:water)	----	E108/VA	0.10	pH units	6.57	7.59	6.25	7.60	----	
<b>Saturated Paste Extractables</b>										
Chloride, soluble ion content	16887-00-6	EC239A.CI/VA	1.0	mg/kg	6.5	101	7.0	58.0	----	
Chloride, soluble ion content	16887-00-6	E239.CI/VA	10	mg/L	14	361	13	211	----	
Sodium, soluble ion content	17341-25-2	EC442/VA	1.00	mg/kg	5.27	12.8	7.26	28.0	----	
Sodium, soluble ion content	17341-25-2	E442/VA	2.0	mg/L	11.4	45.7	13.4	102	----	
<b>Metals</b>										
Aluminum	7429-90-5	E440/VA	50	mg/kg	24400	14200	26600	20500	----	
Antimony	7440-36-0	E440/VA	0.10	mg/kg	0.98	0.62	0.41	0.37	----	
Arsenic	7440-38-2	E440/VA	0.10	mg/kg	5.67	2.13	5.21	2.73	----	
Barium	7440-39-3	E440/VA	0.50	mg/kg	117	41.1	125	49.9	----	
Beryllium	7440-41-7	E440/VA	0.10	mg/kg	0.42	0.30	0.58	0.41	----	
Bismuth	7440-69-9	E440/VA	0.20	mg/kg	<0.20	<0.20	<0.20	<0.20	----	
Boron	7440-42-8	E440/VA	5.0	mg/kg	<5.0	<5.0	<5.0	<5.0	----	
Cadmium	7440-43-9	E440/VA	0.020	mg/kg	0.355	0.068	0.151	0.093	----	
Calcium	7440-70-2	E440/VA	50	mg/kg	8930	8240	8100	12500	----	
Chromium	7440-47-3	E440/VA	0.50	mg/kg	38.8	18.5	43.4	38.0	----	
Cobalt	7440-48-4	E440/VA	0.10	mg/kg	14.6	8.86	14.4	10.7	----	
Copper	7440-50-8	E440/VA	0.50	mg/kg	47.6	50.3	48.0	57.0	----	



## Analytical Results

Sub-Matrix: Soil  
 (Matrix: Soil/Solid)

					Client sample ID	119-1	120-1	121-1	122-1	----
					Client sampling date / time	25-May-2026 00:00	25-May-2026 00:00	25-May-2026 00:00	25-May-2026 00:00	----
Analyte	CAS Number	Method/Lab	LOR	Unit	VA26B3282-035	VA26B3282-037	VA26B3282-038	VA26B3282-040	----	
					Result	Result	Result	Result	----	
<b>Metals</b>										
Iron	7439-89-6	E440/VA	50	mg/kg	28200	23900	32500	25800	----	
Lead	7439-92-1	E440/VA	0.50	mg/kg	86.3	16.3	38.5	36.0	----	
Lithium	7439-93-2	E440/VA	2.0	mg/kg	13.4	6.9	17.8	7.8	----	
Magnesium	7439-95-4	E440/VA	20	mg/kg	6430	6900	8010	8670	----	
Manganese	7439-96-5	E440/VA	1.0	mg/kg	603	438	706	522	----	
Mercury	7439-97-6	E510/VA	0.0500	mg/kg	0.0544	<0.0500	0.0532	0.0882	----	
Molybdenum	7439-98-7	E440/VA	0.10	mg/kg	0.73	0.62	0.66	2.06	----	
Nickel	7440-02-0	E440/VA	0.50	mg/kg	27.6	16.3	31.8	21.1	----	
Phosphorus	7723-14-0	E440/VA	50	mg/kg	715	437	519	791	----	
Potassium	7440-09-7	E440/VA	100	mg/kg	660	690	970	760	----	
Selenium	7782-49-2	E440/VA	0.20	mg/kg	0.22	<0.20	0.26	<0.20	----	
Silver	7440-22-4	E440/VA	0.10	mg/kg	<0.10	<0.10	0.19	<0.10	----	
Sodium	7440-23-5	E440/VA	50	mg/kg	306	306	317	405	----	
Strontium	7440-24-6	E440/VA	0.50	mg/kg	45.9	34.1	46.3	34.2	----	
Sulfur	7704-34-9	E440/VA	1000	mg/kg	<1000	<1000	<1000	<1000	----	
Thallium	7440-28-0	E440/VA	0.050	mg/kg	0.076	<0.050	0.070	<0.050	----	
Tin	7440-31-5	E440/VA	2.0	mg/kg	<2.0	3.4	<2.0	2.1	----	
Titanium	7440-32-6	E440/VA	1.0	mg/kg	817	1130	1220	1370	----	
Tungsten	7440-33-7	E440/VA	0.50	mg/kg	<0.50	<0.50	<0.50	<0.50	----	
Uranium	7440-61-1	E440/VA	0.050	mg/kg	0.601	0.564	0.976	0.618	----	
Vanadium	7440-62-2	E440/VA	0.20	mg/kg	77.4	57.3	87.4	70.3	----	



## Analytical Results

Sub-Matrix: Soil  
 (Matrix: Soil/Solid)

					Client sample ID	119-1	120-1	121-1	122-1	----
					Client sampling date / time	25-May-2026 00:00	25-May-2026 00:00	25-May-2026 00:00	25-May-2026 00:00	----
Analyte	CAS Number	Method/Lab	LOR	Unit	VA26B3282-035	VA26B3282-037	VA26B3282-038	VA26B3282-040	----	
					Result	Result	Result	Result	----	
<b>Metals</b>										
Zinc	7440-66-6	E440/VA	2.0	mg/kg	93.7	46.0	73.7	65.3	----	
Zirconium	7440-67-7	E440/VA	1.0	mg/kg	1.4	3.8	2.1	2.8	----	
<b>TCLP Extractables</b>										
Benzo(a)pyrene, TCLP	50-32-8	E644/VA	0.00020	mg/L	----	<0.00020	----	----	----	
<b>TCLP Extractables Surrogates</b>										
Chrysene-d12, TCLP	1719-03-5	E644/VA	5.0	%	----	97.5	----	----	----	
Naphthalene-d8, TCLP	1146-65-2	E644/VA	5.0	%	----	102	----	----	----	
Phenanthrene-d10, TCLP	1517-22-2	E644/VA	5.0	%	----	107	----	----	----	
<b>TCLP Metals</b>										
pH, TCLP 1st preliminary	----	EPP444/VA	0.010	pH units	----	7.75	----	----	----	
pH, TCLP 2nd preliminary	----	EPP444/VA	0.010	pH units	----	1.57	----	----	----	
pH, TCLP extraction fluid initial	----	EPP444/VA	0.010	pH units	----	4.95	----	----	----	
pH, TCLP final	----	EPP444/VA	0.010	pH units	----	5.02	----	----	----	
<b>Hydrocarbons</b>										
EPH (C10-C19)	----	E601A/VA	200	mg/kg	<200	<200	<200	<200	----	
EPH (C19-C32)	----	E601A/VA	200	mg/kg	<200	1530	<200	450	----	
HEPHs	----	EC600A/VA	200	mg/kg	<200	1350	<200	440	----	
LEPHs	----	EC600A/VA	200	mg/kg	<200	<200	<200	<200	----	
<b>Hydrocarbons Surrogates</b>										
Bromobenzotrifluoride, 2- (EPH surrogate)	392-83-6	E601A/VA	1.0	%	107	106	110	103	----	



## Analytical Results

Sub-Matrix: Soil  
 (Matrix: Soil/Solid)

					Client sample ID	119-1	120-1	121-1	122-1	----
					Client sampling date / time	25-May-2026 00:00	25-May-2026 00:00	25-May-2026 00:00	25-May-2026 00:00	----
Analyte	CAS Number	Method/Lab	LOR	Unit	VA26B3282-035	VA26B3282-037	VA26B3282-038	VA26B3282-040	----	
					Result	Result	Result	Result	----	
<b>Polycyclic Aromatic Hydrocarbons</b>										
Acenaphthene	83-32-9	E641A-L/VA	0.0050	mg/kg	0.0100	0.458	<0.0050	0.0684	----	
Acenaphthylene	208-96-8	E641A-L/VA	0.0050	mg/kg	0.0459	7.94	0.0470	0.987	----	
Acridine	260-94-6	E641A-L/VA	0.010	mg/kg	<0.010	0.494	<0.010	0.108	----	
Anthracene	120-12-7	E641A-L/VA	0.0040	mg/kg	0.0422	5.83	0.0297	0.701	----	
Benz(a)anthracene	56-55-3	E641A-L/VA	0.010	mg/kg	0.149	25.0	0.114	1.55	----	
Benzo(a)pyrene	50-32-8	E641A-L/VA	0.010	mg/kg	0.198	35.0	0.175	2.15	----	
Benzo(b+j)fluoranthene	n/a	E641A-L/VA	0.010	mg/kg	0.243	37.8	0.205	2.32	----	
Benzo(b+j+k)fluoranthene	n/a	E641A-L/VA	0.015	mg/kg	0.332	50.9	0.283	3.10	----	
Benzo(g,h,i)perylene	191-24-2	E641A-L/VA	0.010	mg/kg	0.138	23.0	0.148	1.54	----	
Benzo(k)fluoranthene	207-08-9	E641A-L/VA	0.010	mg/kg	0.089	13.1	0.078	0.778	----	
Chrysene	218-01-9	E641A-L/VA	0.010	mg/kg	0.184	22.7	0.132	1.88	----	
Dibenz(a,h)anthracene	53-70-3	E641A-L/VA	0.0050	mg/kg	0.0307	5.55	0.0261	0.355	----	
Fluoranthene	206-44-0	E641A-L/VA	0.010	mg/kg	0.353	36.5	0.254	2.95	----	
Fluorene	86-73-7	E641A-L/VA	0.010	mg/kg	0.012	<0.800 <sup>DLCL</sup>	<0.010	0.273	----	
Indeno(1,2,3-cd)pyrene	193-39-5	E641A-L/VA	0.010	mg/kg	0.140	24.2	0.136	1.49	----	
Methylnaphthalene, 1-	90-12-0	E641A-L/VA	0.010	mg/kg	<0.010	0.260	<0.010	0.184	----	
Methylnaphthalene, 2-	91-57-6	E641A-L/VA	0.010	mg/kg	<0.010	0.301	<0.010	0.268	----	
Naphthalene	91-20-3	E641A-L/VA	0.010	mg/kg	0.011	0.480	0.015	0.369	----	
Phenanthrene	85-01-8	E641A-L/VA	0.010	mg/kg	0.187	13.6	0.115	1.80	----	
Pyrene	129-00-0	E641A-L/VA	0.010	mg/kg	0.346	40.3	0.281	3.09	----	
Quinoline	91-22-5	E641A-L/VA	0.010	mg/kg	<0.010	<0.057 <sup>DLCL</sup>	<0.010	<0.014 <sup>DLCL</sup>	----	



## Analytical Results

Sub-Matrix: Soil  
 (Matrix: Soil/Solid)

					Client sample ID	119-1	120-1	121-1	122-1	----
					Client sampling date / time	25-May-2026 00:00	25-May-2026 00:00	25-May-2026 00:00	25-May-2026 00:00	----
Analyte	CAS Number	Method/Lab	LOR	Unit	VA26B3282-035	VA26B3282-037	VA26B3282-038	VA26B3282-040	----	
					Result	Result	Result	Result	----	
<b>Polycyclic Aromatic Hydrocarbons</b>										
<b>B(a)P total potency equivalents [B(a)P TPE]</b>	----	E641A-LVA	0.020	mg/kg	0.294	51.0	0.257	3.15	----	
<b>IACR (CCME)</b>	----	E641A-LVA	0.150	-	3.35	536	2.84	33.1	----	
<b>Polycyclic Aromatic Hydrocarbons Surrogates</b>										
<b>Acridine-d9</b>	34749-75-2	E641A-LVA	0.1	%	91.4	93.5	60.3	92.6	----	
<b>Chrysene-d12</b>	1719-03-5	E641A-LVA	0.1	%	113	95.6	107	97.2	----	
<b>Naphthalene-d8</b>	1146-65-2	E641A-LVA	0.1	%	112	102	108	95.5	----	
<b>Phenanthrene-d10</b>	1517-22-2	E641A-LVA	0.1	%	117	109	114	100	----	

Please refer to the General Comments section for an explanation of any qualifiers detected.

---

## Quality Control Interpretive Report

---

<b>Work Order</b>	: <b>VA26B3282</b>		
<b>Amendment</b>	: <b>1</b>	<b>Laboratory</b>	: ALS Environmental - Vancouver
<b>Client</b>	: Active Earth Engineering Ltd.	<b>Account Manager</b>	: Brent Mack
<b>Contact</b>	: Willem Sims	<b>Address</b>	: 8081 Lougheed Highway
<b>Address</b>	: 304-2600 Gladys Avenue Abbotsford BC Canada V2S 0E9		: Burnaby British Columbia Canada V5A 1W9
<b>Telephone</b>	: ----	<b>Telephone</b>	: 778-370-3279
<b>Project</b>	: 4601-2	<b>Date Samples Received</b>	: 26-May-2026 22:00
<b>PO</b>	: 4601-2	<b>Issue Date</b>	: 09-Jun-2026 16:44
<b>C-O-C number</b>	: ----		
<b>Sampler</b>	: ----		
<b>Site</b>	: Elevated holding Area Demo		
<b>Quote number</b>	: VA22-ACT1100-001 (Default Pricing 2026+)		
<b>No. of samples received</b>	: 40		
<b>No. of samples analysed</b>	: 40		

---

**This report is automatically generated by the ALS LIMS (Laboratory Information Management System) through evaluation of Quality Control (QC) results and other QA parameters associated with this submission, and is intended to facilitate rapid data validation by auditors or reviewers. The report highlights any exceptions and outliers to ALS Data Quality Objectives, provides holding time details and exceptions, summarizes QC sample frequencies, and lists applicable methodology references and summaries.**

**Key**

Anonymous: Refers to samples which are not part of this work order, but which formed part of the QC process lot.  
 CAS Number: Chemical Abstracts Services number is a unique identifier assigned to discrete substances.  
 DQO: Data Quality Objective.  
 LOR: Limit of Reporting (detection limit).  
 RPD: Relative Percent Difference.

---

***Workorder Comments***

---

Holding times are displayed as "---" if no guidance exists from CCME, Canadian provinces, or broadly recognized international references.

---



## Summary of Outliers

### Outliers : Quality Control Samples

- No Method Blank value outliers occur.
- No Duplicate outliers occur.
- Laboratory Control Sample (LCS) outliers occur - please see following pages for full details.
- No Laboratory Control Sample Duplicate (LCSD) outliers occur
- No Matrix Spike outliers occur.
- No Matrix Spike Duplicate (MSD) outliers occur.
- No Test sample Surrogate recovery outliers exist.

### Outliers: Reference Material (RM) Samples

- No Reference Material (RM) Sample outliers occur.

### Outliers : Analysis Holding Time Compliance (Breaches)

- No Analysis Holding Time Outliers exist.

### Outliers : Frequency of Quality Control Samples

- No Quality Control Sample Frequency Outliers occur.



## Outliers : Quality Control Samples

Duplicates, Method Blanks, Laboratory Control Samples and Matrix Spikes

Matrix : **Soil/Solid**

Analyte Group	Laboratory sample ID	Client/Ref Sample ID	Analyte	CAS Number	Method	Result	Limits	Comment
<b>Laboratory Control Sample (LCS) Recoveries</b>								
Metals	QC-MRG2-2638143-002	----	Aluminum	7429-90-5	E440	126 % MES	80.0-120%	Recovery greater than upper control limit
Metals	QC-MRG2-2620832-002	----	Magnesium	7439-95-4	E440	121 % MES	80.0-120%	Recovery greater than upper control limit
Metals	QC-MRG2-2638143-002	----	Phosphorus	7723-14-0	E440	122 % MES	80.0-120%	Recovery greater than upper control limit

## Result Qualifiers

Qualifier

MES

Description

Data Quality Objective was marginally exceeded (by < 10% absolute) for < 10% of analytes in a Multi-Element Scan / Multi-Parameter Scan (considered acceptable as per OMOE & CCME).



### Analysis Holding Time Compliance

This report summarizes extraction / preparation and analysis times and compares each with ALS recommended holding times, which are selected to meet known provincial and/or federal requirements. In the absence of regulatory hold times, ALS establishes recommendations based on guidelines published by organizations such as CCME, US EPA, APHA Standard Methods, ASTM, or Environment Canada (where available). Dates and holding times reported below represent the first dates of extraction or analysis. If subsequent tests or dilutions exceeded holding times, qualifiers are added (refer to COA).

If samples are identified below as having been analyzed or extracted outside of recommended holding times, measurement uncertainties may be increased, and this should be taken into consideration when interpreting results.

Where actual sampling date is not provided on the chain of custody, the date of receipt with time at 00:00 is used for calculation purposes.

Where only the sample date without time is provided on the chain of custody, the sampling date at 00:00 is used for calculation purposes.

Matrix: Soil/Solid

Evaluation: ✖ = Holding time exceedance; ✔ = Within Holding Time

Analyte Group : Analytical Method		ALS Sample ID	QC Lot	Method	Sampling Date	Extraction / Preparation			Analysis			
Container	Preparation Date					Holding Times		Eval	Analysis Date	Holding Times		Eval
Client sample ID						Rec	Actual			Rec	Actual	
Hydrocarbons : BC PHCs - EPH by GC-FID												
Glass soil jar/Teflon lined cap												
101-1	001	2616813	E601A	25-May-2026	28-May-2026	14 days	4 days	✔	01-Jun-2026	40 days	4 days	✔
102-2	004	2620839	E601A	25-May-2026	30-May-2026	14 days	6 days	✔	02-Jun-2026	40 days	2 days	✔
103-1	005	2616813	E601A	25-May-2026	28-May-2026	14 days	4 days	✔	01-Jun-2026	40 days	4 days	✔
104-2	008	2620839	E601A	25-May-2026	30-May-2026	14 days	6 days	✔	02-Jun-2026	40 days	2 days	✔
105-1	009	2616813	E601A	25-May-2026	28-May-2026	14 days	4 days	✔	01-Jun-2026	40 days	4 days	✔
106-2	012	2620839	E601A	25-May-2026	30-May-2026	14 days	6 days	✔	02-Jun-2026	40 days	2 days	✔
107-2	014	2620839	E601A	25-May-2026	30-May-2026	14 days	6 days	✔	02-Jun-2026	40 days	2 days	✔
108-1	015	2616813	E601A	25-May-2026	28-May-2026	14 days	4 days	✔	01-Jun-2026	40 days	4 days	✔
109-1	016	2616813	E601A	25-May-2026	28-May-2026	14 days	4 days	✔	01-Jun-2026	40 days	4 days	✔
110-1	018	2616813	E601A	25-May-2026	28-May-2026	14 days	4 days	✔	01-Jun-2026	40 days	4 days	✔
111-1	020	2616813	E601A	25-May-2026	28-May-2026	14 days	4 days	✔	01-Jun-2026	40 days	4 days	✔
111-2	021	2620839	E601A	25-May-2026	30-May-2026	14 days	6 days	✔	02-Jun-2026	40 days	2 days	✔
112-1	022	2616813	E601A	25-May-2026	28-May-2026	14 days	4 days	✔	01-Jun-2026	40 days	4 days	✔



**Matrix: Soil/Solid**

Evaluation: \* = Holding time exceedance; ✓ = Within Holding Time

Analyte Group : Analytical Method		ALS Sample ID	QC Lot	Method	Sampling Date	Extraction / Preparation			Analysis			
Container	Preparation Date					Holding Times		Eval	Analysis Date	Holding Times		Eval
Client sample ID						Rec	Actual			Rec	Actual	
<b>Hydrocarbons : BC PHCs - EPH by GC-FID</b>												
Glass soil jar/Teflon lined cap												
113-1	024	2616813	E601A	25-May-2026	28-May-2026	14 days	4 days	✓	01-Jun-2026	40 days	4 days	✓
114-1	026	2616813	E601A	25-May-2026	28-May-2026	14 days	4 days	✓	01-Jun-2026	40 days	4 days	✓
115-1	028	2616813	E601A	25-May-2026	28-May-2026	14 days	4 days	✓	01-Jun-2026	40 days	4 days	✓
116-1	029	2616813	E601A	25-May-2026	28-May-2026	14 days	4 days	✓	01-Jun-2026	40 days	4 days	✓
117-1	031	2616813	E601A	25-May-2026	28-May-2026	14 days	4 days	✓	01-Jun-2026	40 days	4 days	✓
118-1	033	2616813	E601A	25-May-2026	28-May-2026	14 days	4 days	✓	01-Jun-2026	40 days	4 days	✓
118-2	034	2638151	E601A	25-May-2026	08-Jun-2026	14 days	15 days	✓	09-Jun-2026	40 days	0 days	✓
119-1	035	2616813	E601A	25-May-2026	28-May-2026	14 days	4 days	✓	01-Jun-2026	40 days	4 days	✓
120-1	037	2616813	E601A	25-May-2026	28-May-2026	14 days	4 days	✓	01-Jun-2026	40 days	4 days	✓
121-1	038	2616813	E601A	25-May-2026	28-May-2026	14 days	4 days	✓	01-Jun-2026	40 days	4 days	✓
122-1	040	2620839	E601A	25-May-2026	30-May-2026	14 days	6 days	✓	02-Jun-2026	40 days	2 days	✓
<b>Metals : Mercury in Soil/Solid by CVAAS</b>												
Glass soil jar/Teflon lined cap												
101-1	001	2616803	E510	25-May-2026	29-May-2026	28 days	4 days	✓	29-May-2026	28 days	0 days	✓
102-2	004	2620832	E510	25-May-2026	01-Jun-2026	28 days	8 days	✓	01-Jun-2026	28 days	0 days	✓
103-1	005	2616803	E510	25-May-2026	29-May-2026	28 days	4 days	✓	29-May-2026	28 days	0 days	✓
104-2	008	2620832	E510	25-May-2026	01-Jun-2026	28 days	8 days	✓	01-Jun-2026	28 days	0 days	✓
105-1	009	2616803	E510	25-May-2026	29-May-2026	28 days	4 days	✓	29-May-2026	28 days	0 days	✓



**Matrix: Soil/Solid**

Evaluation: ✖ = Holding time exceedance; ✔ = Within Holding Time

Analyte Group : Analytical Method		ALS Sample ID	QC Lot	Method	Sampling Date	Extraction / Preparation			Analysis				
Container	Preparation Date					Holding Times		Eval	Analysis Date	Holding Times		Eval	
Client sample ID						Rec	Actual			Rec	Actual		
<b>Metals : Mercury in Soil/Solid by CVAAS</b>													
Glass soil jar/Teflon lined cap													
106-2		012	2620832	E510	25-May-2026	01-Jun-2026	28 days	8 days	✔	01-Jun-2026	28 days	0 days	✔
107-2		014	2620832	E510	25-May-2026	01-Jun-2026	28 days	8 days	✔	01-Jun-2026	28 days	0 days	✔
108-1		015	2616803	E510	25-May-2026	29-May-2026	28 days	4 days	✔	29-May-2026	28 days	0 days	✔
109-1		016	2616803	E510	25-May-2026	29-May-2026	28 days	4 days	✔	29-May-2026	28 days	0 days	✔
110-1		018	2616803	E510	25-May-2026	29-May-2026	28 days	4 days	✔	29-May-2026	28 days	0 days	✔
111-1		020	2616803	E510	25-May-2026	29-May-2026	28 days	4 days	✔	29-May-2026	28 days	0 days	✔
111-2		021	2620832	E510	25-May-2026	01-Jun-2026	28 days	8 days	✔	01-Jun-2026	28 days	0 days	✔
112-1		022	2616803	E510	25-May-2026	29-May-2026	28 days	4 days	✔	29-May-2026	28 days	0 days	✔
113-1		024	2616803	E510	25-May-2026	29-May-2026	28 days	4 days	✔	29-May-2026	28 days	0 days	✔
114-1		026	2616803	E510	25-May-2026	29-May-2026	28 days	4 days	✔	29-May-2026	28 days	0 days	✔
115-1		028	2616803	E510	25-May-2026	29-May-2026	28 days	4 days	✔	29-May-2026	28 days	0 days	✔
116-1		029	2616803	E510	25-May-2026	29-May-2026	28 days	4 days	✔	29-May-2026	28 days	0 days	✔
117-1		031	2616803	E510	25-May-2026	29-May-2026	28 days	4 days	✔	29-May-2026	28 days	0 days	✔
118-1		033	2616803	E510	25-May-2026	29-May-2026	28 days	4 days	✔	29-May-2026	28 days	0 days	✔
119-1		035	2616803	E510	25-May-2026	29-May-2026	28 days	4 days	✔	29-May-2026	28 days	0 days	✔
120-1		037	2616803	E510	25-May-2026	29-May-2026	28 days	4 days	✔	29-May-2026	28 days	0 days	✔
121-1		038	2616803	E510	25-May-2026	29-May-2026	28 days	4 days	✔	29-May-2026	28 days	0 days	✔
122-1		040	2620832	E510	25-May-2026	01-Jun-2026	28 days	8 days	✔	01-Jun-2026	28 days	0 days	✔



**Matrix: Soil/Solid**

Evaluation: \* = Holding time exceedance; ✓ = Within Holding Time

Analyte Group : Analytical Method		ALS Sample ID	QC Lot	Method	Sampling Date	Extraction / Preparation			Analysis				
Container	Preparation Date					Holding Times		Eval	Analysis Date	Holding Times		Eval	
Client sample ID						Rec	Actual			Rec	Actual		
<b>Metals : Metals in Soil/Solid by CRC ICPMS</b>													
Glass soil jar/Teflon lined cap													
101-1		001	2616804	E440	25-May-2026	29-May-2026	180 days	4 days	✓	29-May-2026	180 days	5 days	✓
102-2		004	2620833	E440	25-May-2026	01-Jun-2026	180 days	8 days	✓	02-Jun-2026	180 days	8 days	✓
103-1		005	2616804	E440	25-May-2026	29-May-2026	180 days	4 days	✓	29-May-2026	180 days	5 days	✓
103-2		006	2638144	E440	25-May-2026	09-Jun-2026	180 days	15 days	✓	09-Jun-2026	180 days	16 days	✓
104-1		007	2638144	E440	25-May-2026	09-Jun-2026	180 days	15 days	✓	09-Jun-2026	180 days	16 days	✓
104-2		008	2620833	E440	25-May-2026	01-Jun-2026	180 days	8 days	✓	02-Jun-2026	180 days	8 days	✓
105-1		009	2616804	E440	25-May-2026	29-May-2026	180 days	4 days	✓	29-May-2026	180 days	5 days	✓
105-2		010	2638144	E440	25-May-2026	09-Jun-2026	180 days	15 days	✓	09-Jun-2026	180 days	16 days	✓
106-2		012	2620833	E440	25-May-2026	01-Jun-2026	180 days	8 days	✓	02-Jun-2026	180 days	8 days	✓
107-2		014	2620833	E440	25-May-2026	01-Jun-2026	180 days	8 days	✓	02-Jun-2026	180 days	8 days	✓
108-1		015	2616804	E440	25-May-2026	29-May-2026	180 days	4 days	✓	29-May-2026	180 days	5 days	✓
109-1		016	2616804	E440	25-May-2026	29-May-2026	180 days	4 days	✓	29-May-2026	180 days	5 days	✓
110-1		018	2616804	E440	25-May-2026	29-May-2026	180 days	4 days	✓	29-May-2026	180 days	5 days	✓
111-1		020	2616804	E440	25-May-2026	29-May-2026	180 days	4 days	✓	29-May-2026	180 days	5 days	✓
111-2		021	2620833	E440	25-May-2026	01-Jun-2026	180 days	8 days	✓	02-Jun-2026	180 days	8 days	✓
112-1		022	2616804	E440	25-May-2026	29-May-2026	180 days	4 days	✓	29-May-2026	180 days	5 days	✓
113-1		024	2616804	E440	25-May-2026	29-May-2026	180 days	4 days	✓	29-May-2026	180 days	5 days	✓
114-1		026	2616804	E440	25-May-2026	29-May-2026	180 days	4 days	✓	29-May-2026	180 days	5 days	✓



**Matrix: Soil/Solid**

Evaluation: \* = Holding time exceedance; ✓ = Within Holding Time

Analyte Group : Analytical Method		ALS Sample ID	QC Lot	Method	Sampling Date	Extraction / Preparation			Analysis			
Container	Preparation Date					Holding Times		Eval	Analysis Date	Holding Times		Eval
Client sample ID						Rec	Actual			Rec	Actual	
<b>Metals : Metals in Soil/Solid by CRC ICPMS</b>												
Glass soil jar/Teflon lined cap												
114-2	027	2638144	E440	25-May-2026	09-Jun-2026	180 days	15 days	✓	09-Jun-2026	180 days	16 days	✓
115-1	028	2616804	E440	25-May-2026	29-May-2026	180 days	4 days	✓	29-May-2026	180 days	5 days	✓
116-1	029	2616804	E440	25-May-2026	29-May-2026	180 days	4 days	✓	29-May-2026	180 days	5 days	✓
117-1	031	2616804	E440	25-May-2026	29-May-2026	180 days	4 days	✓	29-May-2026	180 days	5 days	✓
118-1	033	2616804	E440	25-May-2026	29-May-2026	180 days	4 days	✓	29-May-2026	180 days	5 days	✓
119-1	035	2616804	E440	25-May-2026	29-May-2026	180 days	4 days	✓	29-May-2026	180 days	5 days	✓
120-1	037	2616804	E440	25-May-2026	29-May-2026	180 days	4 days	✓	29-May-2026	180 days	5 days	✓
121-1	038	2616804	E440	25-May-2026	29-May-2026	180 days	4 days	✓	29-May-2026	180 days	5 days	✓
122-1	040	2620833	E440	25-May-2026	01-Jun-2026	180 days	8 days	✓	02-Jun-2026	180 days	8 days	✓
<b>Physical Tests : Moisture Content by Gravimetry</b>												
Glass soil jar/Teflon lined cap												
101-1	001	2616814	E144	25-May-2026	----	----	----		28-May-2026	----	----	
102-2	004	2620840	E144	25-May-2026	----	----	----		30-May-2026	----	----	
103-1	005	2616814	E144	25-May-2026	----	----	----		28-May-2026	----	----	
104-2	008	2620840	E144	25-May-2026	----	----	----		30-May-2026	----	----	
105-1	009	2616814	E144	25-May-2026	----	----	----		28-May-2026	----	----	
106-2	012	2620840	E144	25-May-2026	----	----	----		30-May-2026	----	----	
107-2	014	2620840	E144	25-May-2026	----	----	----		30-May-2026	----	----	
108-1	015	2616814	E144	25-May-2026	----	----	----		28-May-2026	----	----	



**Matrix: Soil/Solid**

Evaluation: ✖ = Holding time exceedance; ✔ = Within Holding Time

Analyte Group : Analytical Method		ALS Sample ID	QC Lot	Method	Sampling Date	Extraction / Preparation			Analysis				
Container	Preparation Date					Holding Times		Eval	Analysis Date	Holding Times		Eval	
Client sample ID						Rec	Actual			Rec	Actual		
<b>Physical Tests : Moisture Content by Gravimetry</b>													
Glass soil jar/Teflon lined cap													
109-1		016	2616814	E144	25-May-2026	----	----	----		28-May-2026	----	----	
110-1		018	2616814	E144	25-May-2026	----	----	----		28-May-2026	----	----	
111-1		020	2616814	E144	25-May-2026	----	----	----		28-May-2026	----	----	
111-2		021	2620840	E144	25-May-2026	----	----	----		30-May-2026	----	----	
112-1		022	2616814	E144	25-May-2026	----	----	----		28-May-2026	----	----	
113-1		024	2616814	E144	25-May-2026	----	----	----		28-May-2026	----	----	
114-1		026	2616814	E144	25-May-2026	----	----	----		28-May-2026	----	----	
115-1		028	2616814	E144	25-May-2026	----	----	----		28-May-2026	----	----	
116-1		029	2616814	E144	25-May-2026	----	----	----		28-May-2026	----	----	
117-1		031	2616814	E144	25-May-2026	----	----	----		28-May-2026	----	----	
118-1		033	2616814	E144	25-May-2026	----	----	----		28-May-2026	----	----	
118-2		034	2638152	E144	25-May-2026	----	----	----		08-Jun-2026	----	----	
119-1		035	2616814	E144	25-May-2026	----	----	----		28-May-2026	----	----	
120-1		037	2616814	E144	25-May-2026	----	----	----		28-May-2026	----	----	
121-1		038	2616814	E144	25-May-2026	----	----	----		28-May-2026	----	----	
122-1		040	2620840	E144	25-May-2026	----	----	----		30-May-2026	----	----	
<b>Physical Tests : pH by Meter (1:2 Soil:Water Extraction)</b>													
Glass soil jar/Teflon lined cap													
101-1		001	2616806	E108	25-May-2026	29-May-2026	30 days	4 days	✔	29-May-2026	30 days	5 days	✔



**Matrix: Soil/Solid**

Evaluation: \* = Holding time exceedance; ✓ = Within Holding Time

Analyte Group : Analytical Method		ALS Sample ID	QC Lot	Method	Sampling Date	Extraction / Preparation			Analysis			
Container	Preparation Date					Holding Times		Eval	Analysis Date	Holding Times		Eval
Client sample ID						Rec	Actual			Rec	Actual	
<b>Physical Tests : pH by Meter (1:2 Soil:Water Extraction)</b>												
Glass soil jar/Teflon lined cap												
102-2	004	2620834	E108	25-May-2026	01-Jun-2026	30 days	8 days	✓	01-Jun-2026	30 days	8 days	✓
103-1	005	2616806	E108	25-May-2026	29-May-2026	30 days	4 days	✓	29-May-2026	30 days	5 days	✓
103-2	006	2638145	E108	25-May-2026	09-Jun-2026	30 days	15 days	✓	09-Jun-2026	30 days	15 days	✓
104-1	007	2638145	E108	25-May-2026	09-Jun-2026	30 days	15 days	✓	09-Jun-2026	30 days	15 days	✓
104-2	008	2620834	E108	25-May-2026	01-Jun-2026	30 days	8 days	✓	01-Jun-2026	30 days	8 days	✓
105-1	009	2616806	E108	25-May-2026	29-May-2026	30 days	4 days	✓	29-May-2026	30 days	5 days	✓
105-2	010	2638145	E108	25-May-2026	09-Jun-2026	30 days	15 days	✓	09-Jun-2026	30 days	15 days	✓
106-2	012	2620834	E108	25-May-2026	01-Jun-2026	30 days	8 days	✓	01-Jun-2026	30 days	8 days	✓
107-2	014	2620834	E108	25-May-2026	01-Jun-2026	30 days	8 days	✓	01-Jun-2026	30 days	8 days	✓
108-1	015	2616806	E108	25-May-2026	29-May-2026	30 days	4 days	✓	29-May-2026	30 days	5 days	✓
109-1	016	2616806	E108	25-May-2026	29-May-2026	30 days	4 days	✓	29-May-2026	30 days	5 days	✓
110-1	018	2616806	E108	25-May-2026	29-May-2026	30 days	4 days	✓	29-May-2026	30 days	5 days	✓
111-1	020	2616806	E108	25-May-2026	29-May-2026	30 days	4 days	✓	29-May-2026	30 days	5 days	✓
111-2	021	2620834	E108	25-May-2026	01-Jun-2026	30 days	8 days	✓	01-Jun-2026	30 days	8 days	✓
112-1	022	2616806	E108	25-May-2026	29-May-2026	30 days	4 days	✓	29-May-2026	30 days	5 days	✓
113-1	024	2616806	E108	25-May-2026	29-May-2026	30 days	4 days	✓	29-May-2026	30 days	5 days	✓
114-1	026	2616806	E108	25-May-2026	29-May-2026	30 days	4 days	✓	29-May-2026	30 days	5 days	✓
114-2	027	2638145	E108	25-May-2026	09-Jun-2026	30 days	15 days	✓	09-Jun-2026	30 days	15 days	✓



**Matrix: Soil/Solid**

Evaluation: \* = Holding time exceedance; ✓ = Within Holding Time

Analyte Group : Analytical Method		ALS Sample ID	QC Lot	Method	Sampling Date	Extraction / Preparation			Analysis			
Container	Preparation Date					Holding Times		Eval	Analysis Date	Holding Times		Eval
Client sample ID						Rec	Actual			Rec	Actual	
<b>Physical Tests : pH by Meter (1:2 Soil:Water Extraction)</b>												
Glass soil jar/Teflon lined cap												
115-1	028	2616806	E108	25-May-2026	29-May-2026	30 days	4 days	✓	29-May-2026	30 days	5 days	✓
116-1	029	2616806	E108	25-May-2026	29-May-2026	30 days	4 days	✓	29-May-2026	30 days	5 days	✓
117-1	031	2616806	E108	25-May-2026	29-May-2026	30 days	4 days	✓	29-May-2026	30 days	5 days	✓
118-1	033	2616806	E108	25-May-2026	29-May-2026	30 days	4 days	✓	29-May-2026	30 days	5 days	✓
119-1	035	2616806	E108	25-May-2026	29-May-2026	30 days	4 days	✓	29-May-2026	30 days	5 days	✓
120-1	037	2616806	E108	25-May-2026	29-May-2026	30 days	4 days	✓	29-May-2026	30 days	5 days	✓
121-1	038	2616806	E108	25-May-2026	29-May-2026	30 days	4 days	✓	29-May-2026	30 days	5 days	✓
122-1	040	2620834	E108	25-May-2026	01-Jun-2026	30 days	8 days	✓	01-Jun-2026	30 days	8 days	✓
<b>Physical Tests : Saturation Percentage</b>												
LDPE bag												
101-1	001	2616808	E141	25-May-2026	29-May-2026	----	----		29-May-2026	----	----	
102-1	003	2638148	E141	25-May-2026	09-Jun-2026	----	----		09-Jun-2026	----	----	
102-2	004	2620836	E141	25-May-2026	01-Jun-2026	----	----		01-Jun-2026	----	----	
103-1	005	2616808	E141	25-May-2026	29-May-2026	----	----		29-May-2026	----	----	
103-2	006	2638148	E141	25-May-2026	09-Jun-2026	----	----		09-Jun-2026	----	----	
104-1	007	2638148	E141	25-May-2026	09-Jun-2026	----	----		09-Jun-2026	----	----	
104-2	008	2620836	E141	25-May-2026	01-Jun-2026	----	----		01-Jun-2026	----	----	
105-1	009	2616808	E141	25-May-2026	29-May-2026	----	----		29-May-2026	----	----	
106-2	012	2620836	E141	25-May-2026	01-Jun-2026	----	----		01-Jun-2026	----	----	



**Matrix: Soil/Solid**

Evaluation: \* = Holding time exceedance; ✓ = Within Holding Time

Analyte Group : Analytical Method		ALS Sample ID	QC Lot	Method	Sampling Date	Extraction / Preparation			Analysis			
Container	Preparation Date					Holding Times		Eval	Analysis Date	Holding Times		Eval
Client sample ID						Rec	Actual			Rec	Actual	
<b>Physical Tests : Saturation Percentage</b>												
LDPE bag												
107-2		014	2620836	E141	25-May-2026	01-Jun-2026	----	----		01-Jun-2026	----	----
108-1		015	2616808	E141	25-May-2026	29-May-2026	----	----		29-May-2026	----	----
109-1		016	2616808	E141	25-May-2026	29-May-2026	----	----		29-May-2026	----	----
110-1		018	2616808	E141	25-May-2026	29-May-2026	----	----		29-May-2026	----	----
111-1		020	2616808	E141	25-May-2026	29-May-2026	----	----		29-May-2026	----	----
111-2		021	2620836	E141	25-May-2026	01-Jun-2026	----	----		01-Jun-2026	----	----
112-1		022	2616808	E141	25-May-2026	29-May-2026	----	----		29-May-2026	----	----
113-1		024	2616808	E141	25-May-2026	29-May-2026	----	----		29-May-2026	----	----
114-1		026	2616808	E141	25-May-2026	29-May-2026	----	----		29-May-2026	----	----
115-1		028	2616808	E141	25-May-2026	29-May-2026	----	----		29-May-2026	----	----
116-1		029	2616808	E141	25-May-2026	29-May-2026	----	----		29-May-2026	----	----
117-1		031	2616808	E141	25-May-2026	29-May-2026	----	----		29-May-2026	----	----
118-1		033	2616808	E141	25-May-2026	29-May-2026	----	----		29-May-2026	----	----
119-1		035	2616808	E141	25-May-2026	29-May-2026	----	----		29-May-2026	----	----
120-1		037	2616808	E141	25-May-2026	29-May-2026	----	----		29-May-2026	----	----
121-1		038	2616808	E141	25-May-2026	29-May-2026	----	----		29-May-2026	----	----
<b>Physical Tests : Saturation Percentage</b>												
Glass soil jar/Teflon lined cap												
122-1		040	2620836	E141	25-May-2026	01-Jun-2026	----	----		01-Jun-2026	----	----



**Matrix: Soil/Solid**

Evaluation: \* = Holding time exceedance; ✓ = Within Holding Time

Analyte Group : Analytical Method		ALS Sample ID	QC Lot	Method	Sampling Date	Extraction / Preparation			Analysis				
Container						Preparation Date	Holding Times		Eval	Analysis Date	Holding Times		Eval
Client sample ID							Rec	Actual			Rec	Actual	
<b>Polycyclic Aromatic Hydrocarbons : PAHs in Soil/solid by Hex: Ace GC-MS (Low Level CCME)</b>													
Glass soil jar/Teflon lined cap													
101-1		001	2616812	E641A-L	25-May-2026	28-May-2026	14 days	4 days	✓	05-Jun-2026	40 days	8 days	✓
102-2		004	2620838	E641A-L	25-May-2026	30-May-2026	14 days	6 days	✓	05-Jun-2026	40 days	6 days	✓
103-1		005	2616812	E641A-L	25-May-2026	28-May-2026	14 days	4 days	✓	05-Jun-2026	40 days	8 days	✓
104-2		008	2620838	E641A-L	25-May-2026	30-May-2026	14 days	6 days	✓	05-Jun-2026	40 days	6 days	✓
105-1		009	2616812	E641A-L	25-May-2026	28-May-2026	14 days	4 days	✓	05-Jun-2026	40 days	8 days	✓
106-2		012	2620838	E641A-L	25-May-2026	30-May-2026	14 days	6 days	✓	05-Jun-2026	40 days	6 days	✓
107-2		014	2620838	E641A-L	25-May-2026	30-May-2026	14 days	6 days	✓	05-Jun-2026	40 days	6 days	✓
108-1		015	2616812	E641A-L	25-May-2026	28-May-2026	14 days	4 days	✓	05-Jun-2026	40 days	8 days	✓
109-1		016	2616812	E641A-L	25-May-2026	28-May-2026	14 days	4 days	✓	05-Jun-2026	40 days	8 days	✓
110-1		018	2616812	E641A-L	25-May-2026	28-May-2026	14 days	4 days	✓	05-Jun-2026	40 days	8 days	✓
111-1		020	2616812	E641A-L	25-May-2026	28-May-2026	14 days	4 days	✓	05-Jun-2026	40 days	8 days	✓
111-2		021	2620838	E641A-L	25-May-2026	30-May-2026	14 days	6 days	✓	05-Jun-2026	40 days	6 days	✓
112-1		022	2616812	E641A-L	25-May-2026	28-May-2026	14 days	4 days	✓	05-Jun-2026	40 days	8 days	✓
113-1		024	2616812	E641A-L	25-May-2026	28-May-2026	14 days	4 days	✓	05-Jun-2026	40 days	8 days	✓
114-1		026	2616812	E641A-L	25-May-2026	28-May-2026	14 days	4 days	✓	05-Jun-2026	40 days	8 days	✓
115-1		028	2616812	E641A-L	25-May-2026	28-May-2026	14 days	4 days	✓	05-Jun-2026	40 days	8 days	✓
116-1		029	2616812	E641A-L	25-May-2026	28-May-2026	14 days	4 days	✓	05-Jun-2026	40 days	8 days	✓
117-1		031	2616812	E641A-L	25-May-2026	28-May-2026	14 days	4 days	✓	05-Jun-2026	40 days	8 days	✓



**Matrix: Soil/Solid**

Evaluation: \* = Holding time exceedance; ✓ = Within Holding Time

Analyte Group : Analytical Method		ALS Sample ID	QC Lot	Method	Sampling Date	Extraction / Preparation			Analysis				
Container						Preparation Date	Holding Times		Eval	Analysis Date	Holding Times		Eval
Client sample ID							Rec	Actual			Rec	Actual	
<b>Polycyclic Aromatic Hydrocarbons : PAHs in Soil/solid by Hex: Ace GC-MS (Low Level CCME)</b>													
Glass soil jar/Teflon lined cap													
118-1		033	2616812	E641A-L	25-May-2026	28-May-2026	14 days	4 days	✓	05-Jun-2026	40 days	8 days	✓
118-2		034	2638150	E641A-L	25-May-2026	08-Jun-2026	14 days	15 days	✓	09-Jun-2026	40 days	0 days	✓
119-1		035	2616812	E641A-L	25-May-2026	28-May-2026	14 days	4 days	✓	05-Jun-2026	40 days	8 days	✓
120-1		037	2616812	E641A-L	25-May-2026	28-May-2026	14 days	4 days	✓	05-Jun-2026	40 days	8 days	✓
121-1		038	2616812	E641A-L	25-May-2026	28-May-2026	14 days	4 days	✓	05-Jun-2026	40 days	8 days	✓
122-1		040	2620838	E641A-L	25-May-2026	30-May-2026	14 days	6 days	✓	05-Jun-2026	40 days	6 days	✓
<b>Saturated Paste Extractables : Ca, K, Mg, and Na by CRC ICPMS (Saturated Paste, mg/L)</b>													
LDPE bag													
101-1		001	2616809	E442	25-May-2026	29-May-2026	365 days	5 days	✓	29-May-2026	180 days	0 days	✓
102-2		004	2620837	E442	25-May-2026	01-Jun-2026	365 days	7 days	✓	02-Jun-2026	180 days	1 days	✓
103-1		005	2616809	E442	25-May-2026	29-May-2026	365 days	5 days	✓	29-May-2026	180 days	0 days	✓
104-2		008	2620837	E442	25-May-2026	01-Jun-2026	365 days	7 days	✓	02-Jun-2026	180 days	1 days	✓
105-1		009	2616809	E442	25-May-2026	29-May-2026	365 days	5 days	✓	29-May-2026	180 days	0 days	✓
106-2		012	2620837	E442	25-May-2026	01-Jun-2026	365 days	7 days	✓	02-Jun-2026	180 days	1 days	✓
107-2		014	2620837	E442	25-May-2026	01-Jun-2026	365 days	7 days	✓	02-Jun-2026	180 days	1 days	✓
108-1		015	2616809	E442	25-May-2026	29-May-2026	365 days	5 days	✓	29-May-2026	180 days	0 days	✓
109-1		016	2616809	E442	25-May-2026	29-May-2026	365 days	5 days	✓	29-May-2026	180 days	0 days	✓
110-1		018	2616809	E442	25-May-2026	29-May-2026	365 days	5 days	✓	29-May-2026	180 days	0 days	✓



**Matrix: Soil/Solid**

Evaluation: \* = Holding time exceedance; ✓ = Within Holding Time

Analyte Group : Analytical Method		ALS Sample ID	QC Lot	Method	Sampling Date	Extraction / Preparation			Analysis			
Container	Preparation Date					Holding Times		Eval	Analysis Date	Holding Times		Eval
Client sample ID						Rec	Actual			Rec	Actual	
<b>Saturated Paste Extractables : Ca, K, Mg, and Na by CRC ICPMS (Saturated Paste, mg/L)</b>												
LDPE bag												
111-1	020	2616809	E442	25-May-2026	29-May-2026	365 days	5 days	✓	29-May-2026	180 days	0 days	✓
111-2	021	2620837	E442	25-May-2026	01-Jun-2026	365 days	7 days	✓	02-Jun-2026	180 days	1 days	✓
112-1	022	2616809	E442	25-May-2026	29-May-2026	365 days	5 days	✓	29-May-2026	180 days	0 days	✓
113-1	024	2616809	E442	25-May-2026	29-May-2026	365 days	5 days	✓	29-May-2026	180 days	0 days	✓
114-1	026	2616809	E442	25-May-2026	29-May-2026	365 days	5 days	✓	29-May-2026	180 days	0 days	✓
115-1	028	2616809	E442	25-May-2026	29-May-2026	365 days	5 days	✓	29-May-2026	180 days	0 days	✓
116-1	029	2616809	E442	25-May-2026	29-May-2026	365 days	5 days	✓	29-May-2026	180 days	0 days	✓
117-1	031	2616809	E442	25-May-2026	29-May-2026	365 days	5 days	✓	29-May-2026	180 days	0 days	✓
118-1	033	2616809	E442	25-May-2026	29-May-2026	365 days	5 days	✓	29-May-2026	180 days	0 days	✓
119-1	035	2616809	E442	25-May-2026	29-May-2026	365 days	5 days	✓	29-May-2026	180 days	0 days	✓
120-1	037	2616809	E442	25-May-2026	29-May-2026	365 days	5 days	✓	29-May-2026	180 days	0 days	✓
121-1	038	2616809	E442	25-May-2026	29-May-2026	365 days	5 days	✓	29-May-2026	180 days	0 days	✓
<b>Saturated Paste Extractables : Ca, K, Mg, and Na by CRC ICPMS (Saturated Paste, mg/L)</b>												
Glass soil jar/Teflon lined cap												
122-1	040	2620837	E442	25-May-2026	01-Jun-2026	365 days	7 days	✓	02-Jun-2026	180 days	1 days	✓
<b>Saturated Paste Extractables : Chloride by IC (Saturated Paste)</b>												
LDPE bag												
101-1	001	2616807	E239.Cl	25-May-2026	29-May-2026	365 days	5 days	✓	30-May-2026	28 days	0 days	✓
102-1	003	2638147	E239.Cl	25-May-2026	09-Jun-2026	365 days	15 days	✓	09-Jun-2026	28 days	0 days	✓



**Matrix: Soil/Solid**

Evaluation: ✖ = Holding time exceedance; ✔ = Within Holding Time

Analyte Group : Analytical Method		ALS Sample ID	QC Lot	Method	Sampling Date	Extraction / Preparation			Analysis			
Container	Preparation Date					Holding Times		Eval	Analysis Date	Holding Times		Eval
Client sample ID						Rec	Actual			Rec	Actual	
<b>Saturated Paste Extractables : Chloride by IC (Saturated Paste)</b>												
<b>LDPE bag</b>												
102-2	004	2620835	E239.Cl	25-May-2026	01-Jun-2026	365 days	7 days	✔	01-Jun-2026	28 days	0 days	✔
103-1	005	2616807	E239.Cl	25-May-2026	29-May-2026	365 days	5 days	✔	30-May-2026	28 days	0 days	✔
103-2	006	2638147	E239.Cl	25-May-2026	09-Jun-2026	365 days	15 days	✔	09-Jun-2026	28 days	0 days	✔
104-1	007	2638147	E239.Cl	25-May-2026	09-Jun-2026	365 days	15 days	✔	09-Jun-2026	28 days	0 days	✔
104-2	008	2620835	E239.Cl	25-May-2026	01-Jun-2026	365 days	7 days	✔	01-Jun-2026	28 days	0 days	✔
105-1	009	2616807	E239.Cl	25-May-2026	29-May-2026	365 days	5 days	✔	30-May-2026	28 days	0 days	✔
106-2	012	2620835	E239.Cl	25-May-2026	01-Jun-2026	365 days	7 days	✔	01-Jun-2026	28 days	0 days	✔
107-2	014	2620835	E239.Cl	25-May-2026	01-Jun-2026	365 days	7 days	✔	01-Jun-2026	28 days	0 days	✔
108-1	015	2616807	E239.Cl	25-May-2026	29-May-2026	365 days	5 days	✔	30-May-2026	28 days	0 days	✔
109-1	016	2616807	E239.Cl	25-May-2026	29-May-2026	365 days	5 days	✔	30-May-2026	28 days	0 days	✔
110-1	018	2616807	E239.Cl	25-May-2026	29-May-2026	365 days	5 days	✔	30-May-2026	28 days	0 days	✔
111-1	020	2616807	E239.Cl	25-May-2026	29-May-2026	365 days	5 days	✔	30-May-2026	28 days	0 days	✔
111-2	021	2620835	E239.Cl	25-May-2026	01-Jun-2026	365 days	7 days	✔	01-Jun-2026	28 days	0 days	✔
112-1	022	2616807	E239.Cl	25-May-2026	29-May-2026	365 days	5 days	✔	30-May-2026	28 days	0 days	✔
113-1	024	2616807	E239.Cl	25-May-2026	29-May-2026	365 days	5 days	✔	30-May-2026	28 days	0 days	✔
114-1	026	2616807	E239.Cl	25-May-2026	29-May-2026	365 days	5 days	✔	30-May-2026	28 days	0 days	✔
115-1	028	2616807	E239.Cl	25-May-2026	29-May-2026	365 days	5 days	✔	30-May-2026	28 days	0 days	✔
116-1	029	2616807	E239.Cl	25-May-2026	29-May-2026	365 days	5 days	✔	30-May-2026	28 days	0 days	✔



**Matrix: Soil/Solid**

Evaluation: \* = Holding time exceedance; ✓ = Within Holding Time

Analyte Group : Analytical Method		ALS Sample ID	QC Lot	Method	Sampling Date	Extraction / Preparation			Analysis			
Container	Preparation Date					Holding Times		Eval	Analysis Date	Holding Times		Eval
Client sample ID						Rec	Actual			Rec	Actual	
<b>Saturated Paste Extractables : Chloride by IC (Saturated Paste)</b>												
LDPE bag												
117-1	031	2616807	E239.Cl	25-May-2026	29-May-2026	365 days	5 days	✓	30-May-2026	28 days	0 days	✓
118-1	033	2616807	E239.Cl	25-May-2026	29-May-2026	365 days	5 days	✓	30-May-2026	28 days	0 days	✓
119-1	035	2616807	E239.Cl	25-May-2026	29-May-2026	365 days	5 days	✓	30-May-2026	28 days	0 days	✓
120-1	037	2616807	E239.Cl	25-May-2026	29-May-2026	365 days	5 days	✓	30-May-2026	28 days	0 days	✓
121-1	038	2616807	E239.Cl	25-May-2026	29-May-2026	365 days	5 days	✓	30-May-2026	28 days	0 days	✓
<b>Saturated Paste Extractables : Chloride by IC (Saturated Paste)</b>												
Glass soil jar/Teflon lined cap												
122-1	040	2620835	E239.Cl	25-May-2026	01-Jun-2026	365 days	7 days	✓	01-Jun-2026	28 days	0 days	✓
<b>Speciated Metals : Hexavalent Chromium (Cr VI) by IC</b>												
Glass soil jar/Teflon lined cap												
111-2	021	2630937	E532	25-May-2026	04-Jun-2026	30 days	10 days	✓	05-Jun-2026	7 days	0 days	✓
113-1	024	2630937	E532	25-May-2026	04-Jun-2026	30 days	10 days	✓	05-Jun-2026	7 days	0 days	✓
115-1	028	2630937	E532	25-May-2026	04-Jun-2026	30 days	10 days	✓	05-Jun-2026	7 days	0 days	✓
<b>TCLP Extractables : PAHs by GC-MS (TCLP)</b>												
Amber glass/Teflon lined cap (sodium bisulfate)												
120-1	037	2639490	E644	25-May-2026	09-Jun-2026	14 days	15 days	✓	09-Jun-2026	40 days	0 days	✓
<b>TCLP Metals : Metals by CRC ICPMS (TCLP)</b>												
HDPE - total (lab preserved)												
104-2	008	2630699	E444	25-May-2026	04-Jun-2026	180 days	11 days	✓	04-Jun-2026	180 days	11 days	✓



**Matrix: Soil/Solid**

Evaluation: ✖ = Holding time exceedance; ✔ = Within Holding Time

Analyte Group : Analytical Method		ALS Sample ID	QC Lot	Method	Sampling Date	Extraction / Preparation			Analysis				
Container	Preparation Date					Holding Times		Eval	Analysis Date	Holding Times		Eval	
Client sample ID						Rec	Actual			Rec	Actual		
<b>TCLP Metals : Metals by CRC ICPMS (TCLP)</b>													
HDPE - total (lab preserved)													
115-1		028	2630699	E444	25-May-2026	04-Jun-2026	180 days	11 days	✔	04-Jun-2026	180 days	11 days	✔
<b>TCLP Metals : TCLP Leachate Preparation (Metals, Inorganics, and SVOCs)</b>													
Lab Split - Non-Volatile Leach: 180 Day HT (e.g. metals ex. Hg)													
104-2		008		EPP444	25-May-2026	----	----	----		03-Jun-2026	180 days	10 days	✔
115-1		028		EPP444	25-May-2026	----	----	----		03-Jun-2026	180 days	10 days	✔
<b>TCLP Metals : TCLP Leachate Preparation (Metals, Inorganics, and SVOCs)</b>													
Lab Split - Non-Volatile Leach: 14 day HT (e.g. CN,SVOC)													
120-1		037		EPP444	25-May-2026	----	----	----		08-Jun-2026	14 days	15 days	✔

Rec. HT: ALS recommended hold time (see units).



## Quality Control Parameter Frequency Compliance

The following report summarizes the frequency of laboratory QC samples analyzed within the analytical batches (QC lots) in which the submitted samples were processed. The actual frequency should be greater than or equal to the expected frequency.

**Matrix: Soil/Solid**

Evaluation: ✖ = QC frequency outside specification; ✔ = QC frequency within specification

Quality Control Sample Type	Method / Lab	QC Lot #	Count		Frequency (%)		
			QC	Regular	Actual	Expected	Evaluation
<b>Analytical Methods</b>							
<b>Laboratory Duplicates (DUP)</b>							
pH by Meter (1:2 Soil:Water Extraction)	E108 / VA	2616806	3	53	5.7	5.0	✔
Saturation Percentage	E141 / VA	2616808	3	43	7.0	5.0	✔
Moisture Content by Gravimetry	E144 / VA	2616814	3	42	7.1	5.0	✔
Chloride by IC (Saturated Paste)	E239.Cl / VA	2616807	3	43	7.0	5.0	✔
Metals in Soil/Solid by CRC ICPMS	E440 / VA	2616804	3	51	5.9	5.0	✔
Ca, K, Mg, and Na by CRC ICPMS (Saturated Paste, mg/L)	E442 / VA	2616809	2	36	5.6	5.0	✔
Metals by CRC ICPMS (TCLP)	E444 / VA	2630699	1	2	50.0	5.0	✔
Mercury in Soil/Solid by CVAAS	E510 / VA	2616803	2	37	5.4	5.0	✔
Hexavalent Chromium (Cr VI) by IC	E532 / WT	2630937	1	12	8.3	5.0	✔
BC PHCs - EPH by GC-FID	E601A / VA	2616813	3	40	7.5	5.0	✔
PAHs in Soil/solid by Hex:Ace GC-MS (Low Level CCME)	E641A-L / VA	2616812	3	40	7.5	5.0	✔
PAHs by GC-MS (TCLP)	E644 / VA	2639490	1	1	100.0	5.0	✔
<b>Laboratory Control Samples (LCS)</b>							
pH by Meter (1:2 Soil:Water Extraction)	E108 / VA	2616806	3	53	5.7	5.0	✔
Saturation Percentage	E141 / VA	2616808	6	43	14.0	10.0	✔
Moisture Content by Gravimetry	E144 / VA	2616814	3	42	7.1	5.0	✔
Chloride by IC (Saturated Paste)	E239.Cl / VA	2616807	6	43	14.0	10.0	✔
Metals in Soil/Solid by CRC ICPMS	E440 / VA	2616804	6	51	11.8	10.0	✔
Ca, K, Mg, and Na by CRC ICPMS (Saturated Paste, mg/L)	E442 / VA	2616809	4	36	11.1	10.0	✔
Mercury in Soil/Solid by CVAAS	E510 / VA	2616803	4	37	10.8	10.0	✔
Hexavalent Chromium (Cr VI) by IC	E532 / WT	2630937	2	12	16.7	10.0	✔
BC PHCs - EPH by GC-FID	E601A / VA	2616813	3	40	7.5	5.0	✔
PAHs in Soil/solid by Hex:Ace GC-MS (Low Level CCME)	E641A-L / VA	2616812	3	40	7.5	5.0	✔
<b>Method Blanks (MB)</b>							
Saturation Percentage	E141 / VA	2616808	3	43	7.0	5.0	✔
Moisture Content by Gravimetry	E144 / VA	2616814	3	42	7.1	5.0	✔
Chloride by IC (Saturated Paste)	E239.Cl / VA	2616807	3	43	7.0	5.0	✔



**Matrix: Soil/Solid**

Evaluation: ✖ = QC frequency outside specification; ✔ = QC frequency within specification

Quality Control Sample Type	Method / Lab	QC Lot #	Count		Frequency (%)		
			QC	Regular	Actual	Expected	Evaluation
<b>Analytical Methods</b>							
<b>Method Blanks (MB)</b>							
Metals in Soil/Solid by CRC ICPMS	E440 / VA	2616804	3	51	5.9	5.0	✔
Ca, K, Mg, and Na by CRC ICPMS (Saturated Paste, mg/L)	E442 / VA	2616809	2	36	5.6	5.0	✔
Metals by CRC ICPMS (TCLP)	E444 / VA	2630699	1	2	50.0	5.0	✔
Mercury in Soil/Solid by CVAAS	E510 / VA	2616803	2	37	5.4	5.0	✔
Hexavalent Chromium (Cr VI) by IC	E532 / WT	2630937	1	12	8.3	5.0	✔
BC PHCs - EPH by GC-FID	E601A / VA	2616813	3	40	7.5	5.0	✔
PAHs in Soil/solid by Hex:Ace GC-MS (Low Level CCME)	E641A-L / VA	2616812	3	40	7.5	5.0	✔
PAHs by GC-MS (TCLP)	E644 / VA	2639490	1	1	100.0	5.0	✔
<b>Matrix Spikes (MS)</b>							
Metals by CRC ICPMS (TCLP)	E444 / VA	2630699	1	2	50.0	5.0	✔
BC PHCs - EPH by GC-FID	E601A / VA	2616813	3	40	7.5	5.0	✔
PAHs in Soil/solid by Hex:Ace GC-MS (Low Level CCME)	E641A-L / VA	2616812	3	40	7.5	5.0	✔
PAHs by GC-MS (TCLP)	E644 / VA	2639490	1	1	100.0	5.0	✔



## Methodology References and Summaries

The analytical methods used by ALS are developed using internationally recognized reference methods (where available), such as those published by US EPA, APHA Standard Methods, ASTM, ISO, Environment Canada, BC MOE, and Ontario MOE. Reference methods may incorporate modifications to improve performance (indicated by "mod").

Analytical Methods	Method / Lab	Matrix	Method Reference	Method Descriptions
BC PHCs - EPH by GC-FID	E601A ALS Environmental - Vancouver	Soil/Solid	BC MOE Lab Manual (EPH in Solids by GC/FID) (mod)	Sample extracts are analyzed by GC-FID for BC hydrocarbon fractions.
Ca, K, Mg, and Na by CRC ICPMS (Saturated Paste, mg/L)	E442 ALS Environmental - Vancouver	Soil/Solid	CSSS CH15/EPA 6020B (mod)	A soil extract produced by the saturated paste extraction procedure is analyzed for Calcium, Magnesium, Potassium and Sodium by Collision/Reaction Cell ICPMS as per "Soil Sampling Methods of Analysis" By M Carter.
Ca, K, Mg, Na by ICPMS (Saturated Paste, mg/kg)	EC442 ALS Environmental - Vancouver	Soil/Solid	CSSS CH15/EPA 6020B (mod)	A soil extract produced by the saturated paste extraction procedure is analyzed for Calcium, Magnesium, Potassium, Sodium by ICPMS.
Chloride by IC (Saturated Paste)	E239.Cl ALS Environmental - Vancouver	Soil/Solid	CSSS Ch. 15 (mod)/EPA 300.1 (mod)	Inorganic anions are analyzed by obtaining a soil extract produced by the saturated paste extraction procedure which is then analyzed by Ion Chromatography with conductivity and/or UV detection.
Chloride by IC (Saturated Paste) (mg/kg)	EC239A.Cl ALS Environmental - Vancouver	Soil/Solid	CSSS Ch. 15 (mod)/EPA 300.1 (mod)	Inorganic anions are analyzed by obtaining a soil extract produced by the saturated paste extraction procedure which is then analyzed by Ion Chromatography with conductivity and/or UV detection.
Hexavalent Chromium (Cr VI) by IC	E532 ALS Environmental - Waterloo	Soil/Solid	APHA 3500-CR C	Instrumental analysis is performed by ion chromatography with UV detection.
LEPH and HEPH: EPH-PAH	EC600A ALS Environmental - Vancouver	Soil/Solid	BC MOE Lab Manual (LEPH and HEPH)	Light Extractable Petroleum Hydrocarbons (LEPH) and Heavy Extractable Petroleum Hydrocarbons (HEPH) are calculated as follows: LEPH = Extractable Petroleum Hydrocarbons (EPH10-19) minus Naphthalene and Phenanthrene; HEPH = Extractable Petroleum Hydrocarbons (EPH19-32) minus Benz(a)anthracene, Benzo (b+)fluoranthene, Benzo(k)fluoranthene, Benzo(a)pyrene, Dibenz(a,h)anthracene, Indeno(1,2,3-cd)pyrene, and Pyrene.
Mercury in Soil/Solid by CVAAS	E510 ALS Environmental - Vancouver	Soil/Solid	EPA 200.2/1631 Appendix (mod)	Samples are dried, then sieved through a 2 mm sieve, and digested with HNO <sub>3</sub> and HCl, followed by CVAAS analysis.
Metals by CRC ICPMS (TCLP)	E444 ALS Environmental - Vancouver	Soil/Solid	EPA 1311/6020B (mod)	An extract produced by the Toxicity Characteristic Leachate Procedure (TCLP) as per EPA 1311 is analyzed by Collision/Reaction Cell ICPMS.
Metals in Soil/Solid by CRC ICPMS	E440 ALS Environmental - Vancouver	Soil/Solid	EPA 6020B (mod)	This method is intended to liberate metals that may be environmentally available. Samples are dried, then sieved through a 2 mm sieve, and digested with HNO <sub>3</sub> and HCl.  Dependent on sample matrix, some metals may be only partially recovered, including Al, Ba, Be, Cr, Sr, Ti, Tl, V, W, and Zr. Silicate minerals are not solubilized. Volatile forms of sulfur (including sulfide) may not be captured, as they may be lost during sampling, storage, or digestion. This method does not adequately recover elemental sulfur, and is unsuitable for assessment of elemental sulfur standards or guidelines.  Analysis is by Collision/Reaction Cell ICPMS.
Moisture Content by Gravimetry	E144 ALS Environmental - Vancouver	Soil/Solid	CCME PHC in Soil - Tier 1	Moisture is measured gravimetrically by drying the sample at 105°C. Moisture content is calculated as the weight loss (due to water) divided by the wet weight of the sample, expressed as a percentage.



PAHs by GC-MS (TCLP)	E644 ALS Environmental - Vancouver	Soil/Solid	EPA 8270E (mod)	Polycyclic Aromatic Hydrocarbons (PAHs) are analyzed by GC-MS.
PAHs in Soil/solid by Hex: Ace GC-MS (Low Level CCME)	E641A-L ALS Environmental - Vancouver	Soil/Solid	EPA 8270E (mod)	Polycyclic Aromatic Hydrocarbons (PAHs) are extracted with hexane/acetone and analyzed by GC-MS.  Benzo(b+j+k)fluoranthene is reported as the arithmetic sum of Benzo(b+j)fluoranthene and Benzo(k) fluoranthene; the limit of reporting (LOR) for this sum is calculated by the root-sum-of-squares (RSS) of the component LORs (per CCME Vol. 4).  Where reported, the Index of Additive Cancer Risk (IACR; unitless) and Benzo[a]pyrene toxic potency equivalents (B[a]P-TEQ; in soil concentration units) are calculated per the CCME PAH Soil Quality Guidelines fact sheet (2010) and/or AB Tier 1 using the individually measured PAH results (not pre-summed groupings). For these calculations, any included PAH that is not detected is assigned one-half of its limit of reporting (LOR).
pH by Meter (1:2 Soil:Water Extraction)	E108 ALS Environmental - Vancouver	Soil/Solid	BC Lab Manual	pH is determined by potentiometric measurement with a pH electrode at ambient laboratory temperature (normally 20 ± 5°C), and is carried out in accordance with procedures described in the BC Lab Manual (prescriptive method). The procedure involves mixing the dried (at <60 °C) and sieved (10mesh/2mm) sample with ultra pure water at a 1:2 ratio of sediment to water. The pH is then measured by a standard pH probe.
Saturation Percentage	E141 ALS Environmental - Vancouver	Soil/Solid	CSSS Ch. 15 (mod)/AER D50	Saturation Percentage (SP) is determined as the total volume of water present in a saturated paste (in mL) divided by the dry weight of the sample (in grams), expressed as a percentage.
Trivalent Chromium (Cr III) by Calculation	EC535 ALS Environmental - Waterloo	Soil/Solid	BC WLAP LAB MANUAL / EPA 3060A & 7196A	This analysis is carried out using the method "Trivalent Chromium in Solids", as published in the BC WLAP Laboratory Methods Manual (2003). Chromium (III) is determined by subtraction of chromium (VI) from total chromium. Chromium (VI) is determined by the alkaline leach method, and total chromium is determined using CSR Analytical Method 8 "Strong Acid Leachable Metals (SALM) in Soil", BC Ministry of Environment, Lands and Parks, 26 June 2001. All results are reported as milligrams per dry kilogram of sediment/soil. The Limit of Reporting for Chromium (III) varies as a function of the test results.
<b>Preparation Methods</b>				
	<b>Method / Lab</b>	<b>Matrix</b>	<b>Method Reference</b>	<b>Method Descriptions</b>
Digestion for Metals and Mercury	EP440 ALS Environmental - Vancouver	Soil/Solid	EPA 200.2 (mod)	Samples are dried, then sieved through a 2 mm sieve, and digested with HNO <sub>3</sub> and HCl. This method is intended to liberate metals that may be environmentally available.
Leach 1:2 Soil:Water for pH/EC	EP108 ALS Environmental - Vancouver	Soil/Solid	BC WLAP METHOD: PH, ELECTROMETRIC, SOIL	The procedure involves mixing the dried (at <60°C) and sieved (No. 10 / 2mm) sample with deionized/distilled water at a 1:2 ratio of sediment to water.
Metals Digestion (TCLP)	EP444 ALS Environmental - Vancouver	Soil/Solid	EPA 200.2 (mod)	An extract from the TCLP is digested with HNO <sub>3</sub> and HCl to liberate "total recoverable" metals.
PHCs and PAHs Extraction (TCLP)	EP602 ALS Environmental - Vancouver	Soil/Solid	EPA 3511 (mod)	Petroleum Hydrocarbons (PHCs) and Polycyclic Aromatic Hydrocarbons (PAHs) are extracted using a hexane liquid-liquid extraction.
PHCs and PAHs Hexane-Acetone Tumbler Extraction	EP601 ALS Environmental - Vancouver	Soil/Solid	CCME PHC in Soil - Tier 1 (mod)	Samples are subsampled and Petroleum Hydrocarbons (PHC) and PAHs are extracted with 1:1 hexane:acetone using a rotary extractor.
Preparation of Hexavalent Chromium (Cr VI) for IC	EP532 ALS Environmental - Waterloo	Soil/Solid	EPA 3060A	Field moist samples are digested with a sodium hydroxide/sodium carbonate solution as described in EPA 3060A.



Saturated Paste Preparation	EP141 ALS Environmental - Vancouver	Soil/Solid	CSSS CH15	A soil extract produced by the saturated paste extraction as per "Soil Sampling and Methods of Analysis" by M. Carter.
TCLP Leachate Preparation (Metals, Inorganics, and SVOCs)	EPP444 ALS Environmental - Vancouver	Soil/Solid	EPA 1311	Preparation of a Toxicity Characteristic Leaching Procedure (TCLP) solid sample involves particle size reduction, homogenization, then determination of appropriate extraction fluid. A measured portion of fresh subsample is placed in an extraction bottle with the appropriate extraction fluid then tumbled in a rotary extractor for 18+/- 2 hours at 23 +/- 2 C. The liquid leachate is filtered to separate from solids then bottled and prepared for analytical tests.

**QUALITY CONTROL REPORT**

<b>Work Order</b>	: <b>VA26B3282</b>		
<b>Amendment</b>	: <b>1</b>		
<b>Client</b>	: Active Earth Engineering Ltd.	<b>Laboratory</b>	: ALS Environmental - Vancouver
<b>Contact</b>	: Willem Sims	<b>Account Manager</b>	: Brent Mack
<b>Address</b>	: 304-2600 Gladys Avenue Abbotsford BC Canada V2S 0E9	<b>Address</b>	: 8081 Lougheed Highway Burnaby British Columbia Canada V5A 1W9
<b>Telephone</b>	: ----	<b>Telephone</b>	: 778-370-3279
<b>Project</b>	: 4601-2	<b>Date Samples Received</b>	: 26-May-2026 22:00
<b>PO</b>	: 4601-2	<b>Date Analysis Commenced</b>	: 28-May-2026
<b>C-O-C number</b>	: ----	<b>Issue Date</b>	: 09-Jun-2026 16:44
<b>Sampler</b>	: ----		
<b>Site</b>	: Elevated holding Area Demo		
<b>Quote number</b>	: VA22-ACT1100-001 (Default Pricing 2026+)		
<b>No. of samples received</b>	: 40		
<b>No. of samples analysed</b>	: 40		

This report supersedes any previous report(s) with this reference. Results apply to the sample(s) as submitted. This document shall not be reproduced, except in full.

This Quality Control Report contains the following information:

- Laboratory Duplicate (DUP) Report; Relative Percent Difference (RPD) and Data Quality Objectives
- Matrix Spike (MS) Report; Recovery and Data Quality Objectives
- Reference Material (RM) Report; Recovery and Data Quality Objectives
- Method Blank (MB) Report; Recovery and Data Quality Objectives
- Laboratory Control Sample (LCS) Report; Recovery and Data Quality Objectives

**Signatories**

This document has been electronically signed by the authorized signatories below. Electronic signing is conducted in accordance with US FDA 21 CFR Part 11.

<i>Signatories</i>	<i>Position</i>	<i>Laboratory Department</i>
Kate Dimitrova	Supervisor - Inorganic	Vancouver Inorganics, Burnaby, British Columbia
Kevin Duarte	Supervisor - Metals ICP Instrumentation	Vancouver Metals, Burnaby, British Columbia
Kim Jensen	Department Manager - Metals	Vancouver Metals, Burnaby, British Columbia
Kim Jensen	Department Manager - Metals	Vancouver Organics, Burnaby, British Columbia
Monica Ko	Supervisor - Inorganic	Vancouver Inorganics, Burnaby, British Columbia
Nik Perkio	Senior Analyst	Waterloo Metals, Waterloo, Ontario
Nik Perkio	Senior Analyst	Waterloo Inorganics, Waterloo, Ontario
Ophelia Chiu	Department Manager - Organics	Vancouver Organics, Burnaby, British Columbia
Paul Cushing	Team Leader - Organics	Vancouver Organics, Burnaby, British Columbia
Rebecca Sit	Supervisor - Organics Extractions	Vancouver Inorganics, Burnaby, British Columbia
Robin Weeks	Supervisor - Organics Extractions	Vancouver Organics, Burnaby, British Columbia



---

### **General Comments**

The ALS Quality Control (QC) report is optionally provided to ALS clients upon request. ALS test methods include comprehensive QC checks with every analysis to ensure our high standards of quality are met. Each QC result has a known or expected target value, which is compared against predetermined Data Quality Objectives (DQOs) to provide confidence in the accuracy of associated test results. This report contains detailed results for all QC results applicable to this sample submission. Please refer to the ALS Quality Control Interpretation report (QCI) for applicable method references and methodology summaries.

Key:

- Anonymous=Refers to samples which are not part of this work order, but which formed part of the QC process lot.
- CAS Number=Chemical Abstracts Service number is a unique identifier assigned to discrete substances.
- DQO=Data Quality Objective.
- LOR=Limit of Reporting (detection limit).
- RPD=Relative Percent Difference
- # =Indicates a QC result that did not meet the ALS DQO.

### **Workorder Comments**

---

Holding times are displayed as "---" if no guidance exists from CCME, Canadian provinces, or broadly recognized international references.

---



### Laboratory Duplicate (DUP) Report

A Laboratory Duplicate (DUP) is a randomly selected intralaboratory replicate sample. Laboratory Duplicates provide information regarding method precision and sample heterogeneity. ALS DQOs for Laboratory Duplicates are expressed as test-specific limits for Relative Percent Difference (RPD), or as an absolute difference limit of 2 times the LOR for low concentration duplicates within ~ 4-10 times the LOR (cut-off is test specific).

Sub-Matrix: Soil

### Laboratory Duplicate (DUP) Report

Laboratory sample ID	Client sample ID	Analyte	CAS Number	Method	LOR	Unit	Original Result	Duplicate Result	RPD(%) or Difference	Duplicate Limits	Qualifier
<b>Physical Tests(QC Lot: 2616806)</b>											
VA26B3275-002	Anonymous	pH (1:2 soil:water)	----	E108	0.10	pH units	7.92	7.96	0.5 %	5%	---
<b>Physical Tests(QC Lot: 2616814)</b>											
VA26B3275-002	Anonymous	Moisture	----	E144	0.25	%	11.9	11.9	0.233 %	20%	---
<b>Physical Tests(QC Lot: 2620834)</b>											
VA26B3282-004	102-2	pH (1:2 soil:water)	----	E108	0.10	pH units	7.17	7.16	0.1 %	5%	---
<b>Physical Tests(QC Lot: 2620840)</b>											
VA26B3282-004	102-2	Moisture	----	E144	0.25	%	17.6	17.7	0.411 %	20%	---
<b>Physical Tests(QC Lot: 2638145)</b>											
VA26A8669-001	Anonymous	pH (1:2 soil:water)	----	E108	0.10	pH units	7.86	7.51	4.6 %	5%	---
<b>Physical Tests(QC Lot: 2638152)</b>											
VA26B3282-034	118-2	Moisture	----	E144	0.25	%	20.6	21.1	2.55 %	20%	---
<b>Saturated Paste Extractables(QC Lot: 2616807)</b>											
VA26B3282-001	101-1	Chloride, soluble ion content	16887-00-6	E239.Cl	10	mg/L	16	21	6	Diff <2x LOR	---
<b>Saturated Paste Extractables(QC Lot: 2616808)</b>											
VA26B3282-001	101-1	% Saturation	----	E141	1.0	%	41.8	40.8	2.40 %	20%	---
<b>Saturated Paste Extractables(QC Lot: 2616809)</b>											
VA26B3282-001	101-1	Sodium, soluble ion content	17341-25-2	E442	2.0	mg/L	18.1	21.4	16.8 %	30%	---
<b>Saturated Paste Extractables(QC Lot: 2620835)</b>											
VA26B3386-019	Anonymous	Chloride, soluble ion content	16887-00-6	E239.Cl	10	mg/L	37	49	13	Diff <2x LOR	---
<b>Saturated Paste Extractables(QC Lot: 2620836)</b>											
VA26B3386-019	Anonymous	% Saturation	----	E141	1.0	%	62.4	62.6	0.412 %	20%	---
<b>Saturated Paste Extractables(QC Lot: 2620837)</b>											
VA26B3386-019	Anonymous	Sodium, soluble ion content	17341-25-2	E442	2.0	mg/L	39.1	50.9	26.2 %	30%	---
<b>Saturated Paste Extractables(QC Lot: 2638147)</b>											
VA26B3282-003	102-1	Chloride, soluble ion content	16887-00-6	E239.Cl	10	mg/L	34	33	0.1	Diff <2x LOR	---
<b>Saturated Paste Extractables(QC Lot: 2638148)</b>											
VA26B3282-003	102-1	% Saturation	----	E141	1.0	%	41.0	49.2	18.2 %	20%	---
<b>Metals(QC Lot: 2616803)</b>											
VA26B3275-002	Anonymous	Mercury	7439-97-6	E510	0.0500	mg/kg	<0.0500	<0.0500	0	Diff <2x LOR	---
<b>Metals(QC Lot: 2616804)</b>											
VA26B3275-002	Anonymous	Aluminum	7429-90-5	E440	50	mg/kg	22700	23300	2.76 %	40%	---
		Antimony	7440-36-0	E440	0.10	mg/kg	0.27	0.26	0.007	Diff <2x LOR	---
		Arsenic	7440-38-2	E440	0.10	mg/kg	4.91	4.56	7.40 %	30%	---
		Barium	7440-39-3	E440	0.50	mg/kg	108	108	0.276 %	40%	---
		Beryllium	7440-41-7	E440	0.10	mg/kg	0.39	0.41	0.03	Diff <2x LOR	---
		Bismuth	7440-69-9	E440	0.20	mg/kg	<0.20	<0.20	0	Diff <2x LOR	---



Sub-Matrix: Soil

Laboratory Duplicate (DUP) Report

Laboratory sample ID	Client sample ID	Analyte	CAS Number	Method	LOR	Unit	Original Result	Duplicate Result	RPD(%) or Difference	Duplicate Limits	Qualifier
<b>Metals(QC Lot: 2616804)</b>											
		Boron	7440-42-8	E440	5.0	mg/kg	<5.0	<5.0	0	Diff <2x LOR	---
		Cadmium	7440-43-9	E440	0.020	mg/kg	0.031	0.053	0.022	Diff <2x LOR	---
		Calcium	7440-70-2	E440	50	mg/kg	5330	5460	2.27 %	30%	---
		Chromium	7440-47-3	E440	0.50	mg/kg	35.4	34.6	2.32 %	30%	---
		Cobalt	7440-48-4	E440	0.10	mg/kg	12.7	13.0	2.67 %	30%	---
		Copper	7440-50-8	E440	0.50	mg/kg	35.3	35.9	1.66 %	30%	---
		Iron	7439-89-6	E440	50	mg/kg	27000	27300	0.930 %	30%	---
		Lead	7439-92-1	E440	0.50	mg/kg	4.50	4.57	1.64 %	40%	---
		Lithium	7439-93-2	E440	2.0	mg/kg	12.1	13.9	1.8	Diff <2x LOR	---
		Magnesium	7439-95-4	E440	20	mg/kg	6150	6480	5.26 %	30%	---
		Manganese	7439-96-5	E440	1.0	mg/kg	499	627	22.7 %	30%	---
		Molybdenum	7439-98-7	E440	0.10	mg/kg	0.70	0.72	1.87 %	40%	---
		Nickel	7440-02-0	E440	0.50	mg/kg	29.0	30.0	3.24 %	30%	---
		Phosphorus	7723-14-0	E440	50	mg/kg	198	178	20	Diff <2x LOR	---
		Potassium	7440-09-7	E440	100	mg/kg	620	650	5.17 %	40%	---
		Selenium	7782-49-2	E440	0.20	mg/kg	<0.20	<0.20	0	Diff <2x LOR	---
		Silver	7440-22-4	E440	0.10	mg/kg	<0.10	<0.10	0	Diff <2x LOR	---
		Sodium	7440-23-5	E440	50	mg/kg	528	520	1.54 %	40%	---
		Strontium	7440-24-6	E440	0.50	mg/kg	40.2	36.4	9.92 %	40%	---
		Sulfur	7704-34-9	E440	1000	mg/kg	<1000	<1000	0	Diff <2x LOR	---
		Thallium	7440-28-0	E440	0.050	mg/kg	0.071	0.072	0.001	Diff <2x LOR	---
		Tin	7440-31-5	E440	2.0	mg/kg	<2.0	<2.0	0	Diff <2x LOR	---
		Titanium	7440-32-6	E440	1.0	mg/kg	1130	1070	5.44 %	40%	---
		Tungsten	7440-33-7	E440	0.50	mg/kg	<0.50	<0.50	0	Diff <2x LOR	---
		Uranium	7440-61-1	E440	0.050	mg/kg	0.429	0.439	2.21 %	30%	---
		Vanadium	7440-62-2	E440	0.20	mg/kg	77.9	73.7	5.60 %	30%	---
		Zinc	7440-66-6	E440	2.0	mg/kg	38.5	40.2	4.35 %	30%	---
		Zirconium	7440-67-7	E440	1.0	mg/kg	7.2	6.6	9.52 %	30%	---
<b>Metals(QC Lot: 2620832)</b>											
VA26B3282-004	102-2	Mercury	7439-97-6	E510	0.0500	mg/kg	0.0555	0.0536	0.0019	Diff <2x LOR	---
<b>Metals(QC Lot: 2620833)</b>											
VA26B3282-004	102-2	Aluminum	7429-90-5	E440	50	mg/kg	30900	32300	4.49 %	40%	---
		Antimony	7440-36-0	E440	0.10	mg/kg	0.27	0.25	0.02	Diff <2x LOR	---
		Arsenic	7440-38-2	E440	0.10	mg/kg	5.79	6.37	9.53 %	30%	---
		Barium	7440-39-3	E440	0.50	mg/kg	118	125	5.16 %	40%	---
		Beryllium	7440-41-7	E440	0.10	mg/kg	0.54	0.56	0.02	Diff <2x LOR	---
		Bismuth	7440-69-9	E440	0.20	mg/kg	<0.20	<0.20	0	Diff <2x LOR	---



Sub-Matrix: Soil

Laboratory Duplicate (DUP) Report

Laboratory sample ID	Client sample ID	Analyte	CAS Number	Method	LOR	Unit	Original Result	Duplicate Result	RPD(%) or Difference	Duplicate Limits	Qualifier
<b>Metals(QC Lot: 2620833)</b>											
		Boron	7440-42-8	E440	5.0	mg/kg	<5.0	<5.0	0	Diff <2x LOR	---
		Cadmium	7440-43-9	E440	0.020	mg/kg	0.029	0.036	0.007	Diff <2x LOR	---
		Calcium	7440-70-2	E440	50	mg/kg	5610	5560	0.798 %	30%	---
		Chromium	7440-47-3	E440	0.50	mg/kg	56.5	57.2	1.23 %	30%	---
		Cobalt	7440-48-4	E440	0.10	mg/kg	16.6	21.3	25.0 %	30%	---
		Copper	7440-50-8	E440	0.50	mg/kg	40.2	41.6	3.54 %	30%	---
		Iron	7439-89-6	E440	50	mg/kg	34600	36600	5.55 %	30%	---
		Lead	7439-92-1	E440	0.50	mg/kg	5.24	5.75	9.26 %	40%	---
		Lithium	7439-93-2	E440	2.0	mg/kg	15.1	14.9	1.39 %	30%	---
		Magnesium	7439-95-4	E440	20	mg/kg	8260	8940	7.97 %	30%	---
		Manganese	7439-96-5	E440	1.0	mg/kg	556	657	16.7 %	30%	---
		Molybdenum	7439-98-7	E440	0.10	mg/kg	0.35	0.35	0.007	Diff <2x LOR	---
		Nickel	7440-02-0	E440	0.50	mg/kg	36.6	39.5	7.70 %	30%	---
		Phosphorus	7723-14-0	E440	50	mg/kg	230	299	69	Diff <2x LOR	---
		Potassium	7440-09-7	E440	100	mg/kg	950	980	3.15 %	40%	---
		Selenium	7782-49-2	E440	0.20	mg/kg	<0.20	<0.20	0	Diff <2x LOR	---
		Silver	7440-22-4	E440	0.10	mg/kg	<0.10	<0.10	0	Diff <2x LOR	---
		Sodium	7440-23-5	E440	50	mg/kg	521	547	4.91 %	40%	---
		Strontium	7440-24-6	E440	0.50	mg/kg	45.0	43.7	3.05 %	40%	---
		Sulfur	7704-34-9	E440	1000	mg/kg	<1000	<1000	0	Diff <2x LOR	---
		Thallium	7440-28-0	E440	0.050	mg/kg	0.094	0.098	0.004	Diff <2x LOR	---
		Tin	7440-31-5	E440	2.0	mg/kg	<2.0	<2.0	0	Diff <2x LOR	---
		Titanium	7440-32-6	E440	1.0	mg/kg	1480	1450	2.04 %	40%	---
		Tungsten	7440-33-7	E440	0.50	mg/kg	<0.50	<0.50	0	Diff <2x LOR	---
		Uranium	7440-61-1	E440	0.050	mg/kg	0.914	0.906	0.803 %	30%	---
		Vanadium	7440-62-2	E440	0.20	mg/kg	96.4	100	3.73 %	30%	---
		Zinc	7440-66-6	E440	2.0	mg/kg	53.7	56.5	4.96 %	30%	---
		Zirconium	7440-67-7	E440	1.0	mg/kg	7.9	7.2	9.59 %	30%	---
<b>Metals(QC Lot: 2638144)</b>											
VA26A8669-001	Anonymous	Aluminum	7429-90-5	E440	50	mg/kg	46500	44400	4.70 %	40%	---
		Antimony	7440-36-0	E440	0.10	mg/kg	1.04	0.87	17.5 %	30%	---
		Arsenic	7440-38-2	E440	0.10	mg/kg	18.2	16.4	10.1 %	30%	---
		Barium	7440-39-3	E440	0.50	mg/kg	454	429	5.55 %	40%	---
		Beryllium	7440-41-7	E440	0.10	mg/kg	1.16	1.16	0.328 %	30%	---
		Bismuth	7440-69-9	E440	0.20	mg/kg	0.33	0.31	0.02	Diff <2x LOR	---
		Boron	7440-42-8	E440	5.0	mg/kg	6.9	6.5	0.4	Diff <2x LOR	---



Sub-Matrix: Soil

Laboratory Duplicate (DUP) Report

Laboratory sample ID	Client sample ID	Analyte	CAS Number	Method	LOR	Unit	Original Result	Duplicate Result	RPD(%) or Difference	Duplicate Limits	Qualifier
<b>Metals(QC Lot: 2638144)</b>											
		Cadmium	7440-43-9	E440	0.020	mg/kg	0.173	0.177	2.62 %	30%	---
		Calcium	7440-70-2	E440	50	mg/kg	7800	7790	0.169 %	30%	---
		Chromium	7440-47-3	E440	0.50	mg/kg	60.7	59.3	2.27 %	30%	---
		Cobalt	7440-48-4	E440	0.10	mg/kg	28.6	26.0	9.52 %	30%	---
		Copper	7440-50-8	E440	0.50	mg/kg	81.9	78.9	3.68 %	30%	---
		Iron	7439-89-6	E440	50	mg/kg	61100	58500	4.20 %	30%	---
		Lead	7439-92-1	E440	0.50	mg/kg	16.8	15.8	6.26 %	40%	---
		Lithium	7439-93-2	E440	2.0	mg/kg	29.9	30.0	0.405 %	30%	---
		Magnesium	7439-95-4	E440	20	mg/kg	17900	17400	2.77 %	30%	---
		Manganese	7439-96-5	E440	1.0	mg/kg	1420	1250	13.2 %	30%	---
		Molybdenum	7439-98-7	E440	0.10	mg/kg	1.15	1.05	9.27 %	40%	---
		Nickel	7440-02-0	E440	0.50	mg/kg	66.9	64.1	4.25 %	30%	---
		Phosphorus	7723-14-0	E440	50	mg/kg	964	924	4.30 %	30%	---
		Potassium	7440-09-7	E440	100	mg/kg	4200	4020	4.33 %	40%	---
		Selenium	7782-49-2	E440	0.20	mg/kg	0.22	0.20	0.02	Diff <2x LOR	---
		Silver	7440-22-4	E440	0.10	mg/kg	0.14	0.13	0.004	Diff <2x LOR	---
		Sodium	7440-23-5	E440	50	mg/kg	646	615	4.90 %	40%	---
		Strontium	7440-24-6	E440	0.50	mg/kg	96.4	92.3	4.30 %	40%	---
		Sulfur	7704-34-9	E440	1000	mg/kg	<1000	<1000	0	Diff <2x LOR	---
		Thallium	7440-28-0	E440	0.050	mg/kg	0.245	0.236	0.009	Diff <2x LOR	---
		Tin	7440-31-5	E440	2.0	mg/kg	<2.0	<2.0	0	Diff <2x LOR	---
		Titanium	7440-32-6	E440	1.0	mg/kg	676	552	20.3 %	40%	---
		Tungsten	7440-33-7	E440	0.50	mg/kg	<0.50	<0.50	0	Diff <2x LOR	---
		Uranium	7440-61-1	E440	0.050	mg/kg	1.61	1.51	6.58 %	30%	---
		Vanadium	7440-62-2	E440	0.20	mg/kg	123	116	5.28 %	30%	---
		Zinc	7440-66-6	E440	2.0	mg/kg	171	167	2.67 %	30%	---
		Zirconium	7440-67-7	E440	1.0	mg/kg	10.3	7.8	27.8 %	30%	---
<b>Speciated Metals(QC Lot: 2630937)</b>											
VA26B3282-021	111-2	Chromium, hexavalent [Cr VI]	18540-29-9	E532	0.10	mg/kg	1.13	1.09	3.62 %	35%	---
<b>TCLP Extractables(QC Lot: 2639490)</b>											
VA26B3282-037	120-1	Benzo(a)pyrene, TCLP	50-32-8	E644	0.20	µg/L	<0.00020 mg/L	<0.20	0	Diff <2x LOR	---
<b>TCLP Metals(QC Lot: 2630699)</b>											
VA26B3282-008	104-2	Chromium, TCLP	7440-47-3	E444	0.25	mg/L	<0.25	<0.25	0	Diff <2x LOR	---
		Lead, TCLP	7439-92-1	E444	0.25	mg/L	0.70	0.71	0.01	Diff <2x LOR	---
<b>Hydrocarbons(QC Lot: 2616813)</b>											
VA26B3282-009	105-1	EPH (C10-C19)	----	E601A	200	mg/kg	<200	<200	0	Diff <2x LOR	---
		EPH (C19-C32)	----	E601A	200	mg/kg	<200	<200	0	Diff <2x LOR	---



**Sub-Matrix: Soil**

**Laboratory Duplicate (DUP) Report**

Laboratory sample ID	Client sample ID	Analyte	CAS Number	Method	LOR	Unit	Original Result	Duplicate Result	RPD(%) or Difference	Duplicate Limits	Qualifier
<b>Hydrocarbons(QC Lot: 2620839)</b>											
VA26B3282-004	102-2	EPH (C10-C19)	----	E601A	200	mg/kg	<200	<200	0	Diff <2x LOR	---
		EPH (C19-C32)	----	E601A	200	mg/kg	<200	<200	0	Diff <2x LOR	---
<b>Hydrocarbons(QC Lot: 2638151)</b>											
VA26B3282-034	118-2	EPH (C10-C19)	----	E601A	200	mg/kg	<200	<200	0	Diff <2x LOR	---
		EPH (C19-C32)	----	E601A	200	mg/kg	<200	<200	0	Diff <2x LOR	---
<b>Polycyclic Aromatic Hydrocarbons(QC Lot: 2616812)</b>											
VA26B3282-009	105-1	Acenaphthene	83-32-9	E641A-L	0.0050	mg/kg	0.0136	0.0154	0.0018	Diff <2x LOR	---
		Acenaphthylene	208-96-8	E641A-L	0.0050	mg/kg	0.398	0.434	8.61 %	50%	---
		Acridine	260-94-6	E641A-L	0.010	mg/kg	<0.024	0.027	0.003	Diff <2x LOR	---
		Anthracene	120-12-7	E641A-L	0.0040	mg/kg	0.158	0.171	7.69 %	50%	---
		Benz(a)anthracene	56-55-3	E641A-L	0.010	mg/kg	0.548	0.637	15.0 %	50%	---
		Benzo(a)pyrene	50-32-8	E641A-L	0.010	mg/kg	0.899	0.998	10.4 %	50%	---
		Benzo(b+j)fluoranthene	n/a	E641A-L	0.010	mg/kg	1.10	1.24	12.3 %	50%	---
		Benzo(g,h,i)perylene	191-24-2	E641A-L	0.010	mg/kg	0.747	0.818	9.06 %	50%	---
		Benzo(k)fluoranthene	207-08-9	E641A-L	0.010	mg/kg	0.428	0.402	6.17 %	50%	---
		Chrysene	218-01-9	E641A-L	0.010	mg/kg	0.684	0.894	26.6 %	50%	---
		Dibenz(a,h)anthracene	53-70-3	E641A-L	0.0050	mg/kg	0.156	0.174	10.8 %	50%	---
		Fluoranthene	206-44-0	E641A-L	0.010	mg/kg	<1.26	1.37	0.112	Diff <2x LOR	---
		Fluorene	86-73-7	E641A-L	0.033	mg/kg	<0.032	<0.033	0.001	Diff <2x LOR	---
		Indeno(1,2,3-cd)pyrene	193-39-5	E641A-L	0.010	mg/kg	0.762	0.855	11.5 %	50%	---
		Methylnaphthalene, 1-	90-12-0	E641A-L	0.010	mg/kg	0.039	0.044	0.005	Diff <2x LOR	---
		Methylnaphthalene, 2-	91-57-6	E641A-L	0.010	mg/kg	0.050	0.056	0.007	Diff <2x LOR	---
		Naphthalene	91-20-3	E641A-L	0.010	mg/kg	0.051	0.054	0.003	Diff <2x LOR	---
		Phenanthrene	85-01-8	E641A-L	0.010	mg/kg	0.482	0.555	14.1 %	50%	---
		Pyrene	129-00-0	E641A-L	0.010	mg/kg	1.22	1.35	9.54 %	50%	---
		Quinoline	91-22-5	E641A-L	0.010	mg/kg	<0.013	<0.010	0.003	Diff <2x LOR	---
<b>Polycyclic Aromatic Hydrocarbons(QC Lot: 2620838)</b>											
VA26B3282-004	102-2	Acenaphthene	83-32-9	E641A-L	0.0050	mg/kg	<0.0050	<0.0050	0	Diff <2x LOR	---
		Acenaphthylene	208-96-8	E641A-L	0.0050	mg/kg	<0.0050	<0.0050	0	Diff <2x LOR	---
		Acridine	260-94-6	E641A-L	0.010	mg/kg	<0.010	<0.010	0	Diff <2x LOR	---
		Anthracene	120-12-7	E641A-L	0.0040	mg/kg	<0.0040	<0.0040	0	Diff <2x LOR	---
		Benz(a)anthracene	56-55-3	E641A-L	0.010	mg/kg	<0.010	<0.010	0	Diff <2x LOR	---
		Benzo(a)pyrene	50-32-8	E641A-L	0.010	mg/kg	0.011	<0.010	0.0009	Diff <2x LOR	---
		Benzo(b+j)fluoranthene	n/a	E641A-L	0.010	mg/kg	<0.010	<0.010	0	Diff <2x LOR	---
		Benzo(g,h,i)perylene	191-24-2	E641A-L	0.010	mg/kg	<0.010	<0.010	0	Diff <2x LOR	---
		Benzo(k)fluoranthene	207-08-9	E641A-L	0.010	mg/kg	<0.010	<0.010	0	Diff <2x LOR	---
		Chrysene	218-01-9	E641A-L	0.010	mg/kg	<0.010	<0.010	0	Diff <2x LOR	---



**Sub-Matrix: Soil**

**Laboratory Duplicate (DUP) Report**

Laboratory sample ID	Client sample ID	Analyte	CAS Number	Method	LOR	Unit	Original Result	Duplicate Result	RPD(%) or Difference	Duplicate Limits	Qualifier
<b>Polycyclic Aromatic Hydrocarbons(QC Lot: 2620838)</b>											
		Dibenz(a,h)anthracene	53-70-3	E641A-L	0.0050	mg/kg	<0.0060	<0.0050	0.0010	Diff <2x LOR	---
		Fluoranthene	206-44-0	E641A-L	0.010	mg/kg	<0.010	<0.010	0	Diff <2x LOR	---
		Fluorene	86-73-7	E641A-L	0.010	mg/kg	<0.010	<0.010	0	Diff <2x LOR	---
		Indeno(1,2,3-cd)pyrene	193-39-5	E641A-L	0.010	mg/kg	<0.010	<0.010	0	Diff <2x LOR	---
		Methylnaphthalene, 1-	90-12-0	E641A-L	0.010	mg/kg	<0.010	<0.010	0	Diff <2x LOR	---
		Methylnaphthalene, 2-	91-57-6	E641A-L	0.010	mg/kg	<0.010	<0.010	0	Diff <2x LOR	---
		Naphthalene	91-20-3	E641A-L	0.010	mg/kg	<0.010	<0.010	0	Diff <2x LOR	---
		Phenanthrene	85-01-8	E641A-L	0.010	mg/kg	<0.010	<0.010	0	Diff <2x LOR	---
		Pyrene	129-00-0	E641A-L	0.010	mg/kg	0.011	<0.010	0.001	Diff <2x LOR	---
		Quinoline	91-22-5	E641A-L	0.010	mg/kg	<0.010	<0.010	0	Diff <2x LOR	---
<b>Polycyclic Aromatic Hydrocarbons(QC Lot: 2638150)</b>											
VA26B3282-034	118-2	Acenaphthene	83-32-9	E641A-L	0.0050	mg/kg	<0.0050	<0.0050	0	Diff <2x LOR	---
		Acenaphthylene	208-96-8	E641A-L	0.0050	mg/kg	<0.0050	<0.0050	0	Diff <2x LOR	---
		Acridine	260-94-6	E641A-L	0.010	mg/kg	<0.010	<0.010	0	Diff <2x LOR	---
		Anthracene	120-12-7	E641A-L	0.0040	mg/kg	<0.0040	<0.0040	0	Diff <2x LOR	---
		Benz(a)anthracene	56-55-3	E641A-L	0.010	mg/kg	<0.010	<0.010	0	Diff <2x LOR	---
		Benzo(a)pyrene	50-32-8	E641A-L	0.010	mg/kg	<0.010	0.014	0.004	Diff <2x LOR	---
		Benzo(b+j)fluoranthene	n/a	E641A-L	0.010	mg/kg	0.011	0.017	0.006	Diff <2x LOR	---
		Benzo(g,h,i)perylene	191-24-2	E641A-L	0.010	mg/kg	<0.010	0.012	0.002	Diff <2x LOR	---
		Benzo(k)fluoranthene	207-08-9	E641A-L	0.010	mg/kg	<0.010	<0.010	0	Diff <2x LOR	---
		Chrysene	218-01-9	E641A-L	0.010	mg/kg	<0.010	0.013	0.003	Diff <2x LOR	---
		Dibenz(a,h)anthracene	53-70-3	E641A-L	0.0050	mg/kg	<0.0050	<0.0050	0	Diff <2x LOR	---
		Fluoranthene	206-44-0	E641A-L	0.010	mg/kg	0.011	0.015	0.005	Diff <2x LOR	---
		Fluorene	86-73-7	E641A-L	0.010	mg/kg	<0.010	<0.010	0	Diff <2x LOR	---
		Indeno(1,2,3-cd)pyrene	193-39-5	E641A-L	0.010	mg/kg	<0.010	0.013	0.003	Diff <2x LOR	---
		Methylnaphthalene, 1-	90-12-0	E641A-L	0.010	mg/kg	<0.010	<0.010	0	Diff <2x LOR	---
		Methylnaphthalene, 2-	91-57-6	E641A-L	0.010	mg/kg	<0.010	<0.010	0	Diff <2x LOR	---
		Naphthalene	91-20-3	E641A-L	0.010	mg/kg	<0.010	<0.010	0	Diff <2x LOR	---
		Phenanthrene	85-01-8	E641A-L	0.010	mg/kg	<0.010	<0.010	0	Diff <2x LOR	---
		Pyrene	129-00-0	E641A-L	0.010	mg/kg	0.011	0.015	0.005	Diff <2x LOR	---
		Quinoline	91-22-5	E641A-L	0.010	mg/kg	<0.010	<0.010	0	Diff <2x LOR	---

**Method Blank (MB) Report**

A Method Blank is an analyte-free matrix that undergoes sample processing identical to that carried out for test samples. Method Blank results are used to monitor and control for potential contamination from the laboratory environment and reagents. For most tests, the DQO for Method Blanks is for the result to be < LOR.



**Sub-Matrix: Soil/Solid**

Analyte	CAS Number	Method	LOR	Unit	Result	Qualifier
<b>Physical Tests(QC Lot: 2616806)</b>						
pH (1:2 soil:water)	----	E108	----	pH units	----	----
<b>Physical Tests(QC Lot: 2616814)</b>						
Moisture	----	E144	0.25	%	<0.25	----
<b>Physical Tests(QC Lot: 2620834)</b>						
pH (1:2 soil:water)	----	E108	----	pH units	----	----
<b>Physical Tests(QC Lot: 2620840)</b>						
Moisture	----	E144	0.25	%	<0.25	----
<b>Physical Tests(QC Lot: 2638145)</b>						
pH (1:2 soil:water)	----	E108	----	pH units	----	----
<b>Physical Tests(QC Lot: 2638152)</b>						
Moisture	----	E144	0.25	%	<0.25	----
<b>Saturated Paste Extractables(QC Lot: 2616807)</b>						
Chloride, soluble ion content	16887-00-6	E239.Cl	10	mg/L	<10	----
<b>Saturated Paste Extractables(QC Lot: 2616808)</b>						
% Saturation	----	E141	1	%	50.0	----
<b>Saturated Paste Extractables(QC Lot: 2616809)</b>						
Sodium, soluble ion content	17341-25-2	E442	2	mg/L	<2.0	----
<b>Saturated Paste Extractables(QC Lot: 2620835)</b>						
Chloride, soluble ion content	16887-00-6	E239.Cl	10	mg/L	<10	----
<b>Saturated Paste Extractables(QC Lot: 2620836)</b>						
% Saturation	----	E141	1	%	50.0	----
<b>Saturated Paste Extractables(QC Lot: 2620837)</b>						
Sodium, soluble ion content	17341-25-2	E442	2	mg/L	<2.0	----
<b>Saturated Paste Extractables(QC Lot: 2638147)</b>						
Chloride, soluble ion content	16887-00-6	E239.Cl	10	mg/L	<10	----
<b>Saturated Paste Extractables(QC Lot: 2638148)</b>						
% Saturation	----	E141	1	%	50.0	----
<b>Metals(QC Lot: 2616803)</b>						
Mercury	7439-97-6	E510	0.005	mg/kg	<0.0050	----
<b>Metals(QC Lot: 2616804)</b>						
Aluminum	7429-90-5	E440	50	mg/kg	<50	----
Antimony	7440-36-0	E440	0.1	mg/kg	<0.10	----
Arsenic	7440-38-2	E440	0.1	mg/kg	<0.10	----
Barium	7440-39-3	E440	0.5	mg/kg	<0.50	----



**Sub-Matrix: Soil/Solid**

Analyte	CAS Number	Method	LOR	Unit	Result	Qualifier
<b>Metals(QC Lot: 2616804)</b>						
Beryllium	7440-41-7	E440	0.1	mg/kg	<0.10	----
Bismuth	7440-69-9	E440	0.2	mg/kg	<0.20	----
Boron	7440-42-8	E440	5	mg/kg	<5.0	----
Cadmium	7440-43-9	E440	0.02	mg/kg	<0.020	----
Calcium	7440-70-2	E440	50	mg/kg	<50	----
Chromium	7440-47-3	E440	0.5	mg/kg	<0.50	----
Cobalt	7440-48-4	E440	0.1	mg/kg	<0.10	----
Copper	7440-50-8	E440	0.5	mg/kg	<0.50	----
Iron	7439-89-6	E440	50	mg/kg	<50	----
Lead	7439-92-1	E440	0.5	mg/kg	<0.50	----
Lithium	7439-93-2	E440	2	mg/kg	<2.0	----
Magnesium	7439-95-4	E440	20	mg/kg	<20	----
Manganese	7439-96-5	E440	1	mg/kg	<1.0	----
Molybdenum	7439-98-7	E440	0.1	mg/kg	<0.10	----
Nickel	7440-02-0	E440	0.5	mg/kg	<0.50	----
Phosphorus	7723-14-0	E440	50	mg/kg	<50	----
Potassium	7440-09-7	E440	100	mg/kg	<100	----
Selenium	7782-49-2	E440	0.2	mg/kg	<0.20	----
Silver	7440-22-4	E440	0.1	mg/kg	<0.10	----
Sodium	7440-23-5	E440	50	mg/kg	<50	----
Strontium	7440-24-6	E440	0.5	mg/kg	<0.50	----
Sulfur	7704-34-9	E440	1000	mg/kg	<1000	----
Thallium	7440-28-0	E440	0.05	mg/kg	<0.050	----
Tin	7440-31-5	E440	2	mg/kg	<2.0	----
Titanium	7440-32-6	E440	1	mg/kg	<1.0	----
Tungsten	7440-33-7	E440	0.5	mg/kg	<0.50	----
Uranium	7440-61-1	E440	0.05	mg/kg	<0.050	----
Vanadium	7440-62-2	E440	0.2	mg/kg	<0.20	----
Zinc	7440-66-6	E440	2	mg/kg	<2.0	----
Zirconium	7440-67-7	E440	1	mg/kg	<1.0	----
<b>Metals(QC Lot: 2620832)</b>						
Mercury	7439-97-6	E510	0.005	mg/kg	<0.0050	----
<b>Metals(QC Lot: 2620833)</b>						
Aluminum	7429-90-5	E440	50	mg/kg	<50	----
Antimony	7440-36-0	E440	0.1	mg/kg	<0.10	----
Arsenic	7440-38-2	E440	0.1	mg/kg	<0.10	----
Barium	7440-39-3	E440	0.5	mg/kg	<0.50	----
Beryllium	7440-41-7	E440	0.1	mg/kg	<0.10	----



**Sub-Matrix: Soil/Solid**

Analyte	CAS Number	Method	LOR	Unit	Result	Qualifier
<b>Metals(QC Lot: 2620833)</b>						
Bismuth	7440-69-9	E440	0.2	mg/kg	<0.20	----
Boron	7440-42-8	E440	5	mg/kg	<5.0	----
Cadmium	7440-43-9	E440	0.02	mg/kg	<0.020	----
Calcium	7440-70-2	E440	50	mg/kg	<50	----
Chromium	7440-47-3	E440	0.5	mg/kg	<0.50	----
Cobalt	7440-48-4	E440	0.1	mg/kg	<0.10	----
Copper	7440-50-8	E440	0.5	mg/kg	<0.50	----
Iron	7439-89-6	E440	50	mg/kg	<50	----
Lead	7439-92-1	E440	0.5	mg/kg	<0.50	----
Lithium	7439-93-2	E440	2	mg/kg	<2.0	----
Magnesium	7439-95-4	E440	20	mg/kg	<20	----
Manganese	7439-96-5	E440	1	mg/kg	<1.0	----
Molybdenum	7439-98-7	E440	0.1	mg/kg	<0.10	----
Nickel	7440-02-0	E440	0.5	mg/kg	<0.50	----
Phosphorus	7723-14-0	E440	50	mg/kg	<50	----
Potassium	7440-09-7	E440	100	mg/kg	<100	----
Selenium	7782-49-2	E440	0.2	mg/kg	<0.20	----
Silver	7440-22-4	E440	0.1	mg/kg	<0.10	----
Sodium	7440-23-5	E440	50	mg/kg	<50	----
Strontium	7440-24-6	E440	0.5	mg/kg	<0.50	----
Sulfur	7704-34-9	E440	1000	mg/kg	<1000	----
Thallium	7440-28-0	E440	0.05	mg/kg	<0.050	----
Tin	7440-31-5	E440	2	mg/kg	<2.0	----
Titanium	7440-32-6	E440	1	mg/kg	<1.0	----
Tungsten	7440-33-7	E440	0.5	mg/kg	<0.50	----
Uranium	7440-61-1	E440	0.05	mg/kg	<0.050	----
Vanadium	7440-62-2	E440	0.2	mg/kg	<0.20	----
Zinc	7440-66-6	E440	2	mg/kg	<2.0	----
Zirconium	7440-67-7	E440	1	mg/kg	<1.0	----
<b>Metals(QC Lot: 2638144)</b>						
Aluminum	7429-90-5	E440	50	mg/kg	<50	----
Antimony	7440-36-0	E440	0.1	mg/kg	<0.10	----
Arsenic	7440-38-2	E440	0.1	mg/kg	<0.10	----
Barium	7440-39-3	E440	0.5	mg/kg	<0.50	----
Beryllium	7440-41-7	E440	0.1	mg/kg	<0.10	----
Bismuth	7440-69-9	E440	0.2	mg/kg	<0.20	----
Boron	7440-42-8	E440	5	mg/kg	<5.0	----
Cadmium	7440-43-9	E440	0.02	mg/kg	<0.020	----



**Sub-Matrix: Soil/Solid**

Analyte	CAS Number	Method	LOR	Unit	Result	Qualifier
<b>Metals(QC Lot: 2638144)</b>						
Calcium	7440-70-2	E440	50	mg/kg	<50	----
Chromium	7440-47-3	E440	0.5	mg/kg	<0.50	----
Cobalt	7440-48-4	E440	0.1	mg/kg	<0.10	----
Copper	7440-50-8	E440	0.5	mg/kg	<0.50	----
Iron	7439-89-6	E440	50	mg/kg	<50	----
Lead	7439-92-1	E440	0.5	mg/kg	<0.50	----
Lithium	7439-93-2	E440	2	mg/kg	<2.0	----
Magnesium	7439-95-4	E440	20	mg/kg	<20	----
Manganese	7439-96-5	E440	1	mg/kg	<1.0	----
Molybdenum	7439-98-7	E440	0.1	mg/kg	<0.10	----
Nickel	7440-02-0	E440	0.5	mg/kg	<0.50	----
Phosphorus	7723-14-0	E440	50	mg/kg	<50	----
Potassium	7440-09-7	E440	100	mg/kg	<100	----
Selenium	7782-49-2	E440	0.2	mg/kg	<0.20	----
Silver	7440-22-4	E440	0.1	mg/kg	<0.10	----
Sodium	7440-23-5	E440	50	mg/kg	<50	----
Strontium	7440-24-6	E440	0.5	mg/kg	<0.50	----
Sulfur	7704-34-9	E440	1000	mg/kg	<1000	----
Thallium	7440-28-0	E440	0.05	mg/kg	<0.050	----
Tin	7440-31-5	E440	2	mg/kg	<2.0	----
Titanium	7440-32-6	E440	1	mg/kg	<1.0	----
Tungsten	7440-33-7	E440	0.5	mg/kg	<0.50	----
Uranium	7440-61-1	E440	0.05	mg/kg	<0.050	----
Vanadium	7440-62-2	E440	0.2	mg/kg	<0.20	----
Zinc	7440-66-6	E440	2	mg/kg	<2.0	----
Zirconium	7440-67-7	E440	1	mg/kg	<1.0	----
<b>Speciated Metals(QC Lot: 2630937)</b>						
Chromium, hexavalent [Cr VI]	18540-29-9	E532	0.1	mg/kg	<0.10	----
<b>TCLP Extractables(QC Lot: 2639490)</b>						
Benzo(a)pyrene, TCLP	50-32-8	E644	0.2	µg/L	<0.20	----
<b>TCLP Metals(QC Lot: 2630699)</b>						
Chromium, TCLP	7440-47-3	E444	0.25	mg/L	<0.25	----
Lead, TCLP	7439-92-1	E444	0.25	mg/L	<0.25	----
<b>Hydrocarbons(QC Lot: 2616813)</b>						
EPH (C10-C19)	----	E601A	200	mg/kg	<200	----
EPH (C19-C32)	----	E601A	200	mg/kg	<200	----



**Sub-Matrix: Soil/Solid**

Analyte	CAS Number	Method	LOR	Unit	Result	Qualifier
<b>Hydrocarbons(QC Lot: 2620839)</b>						
EPH (C10-C19)	----	E601A	200	mg/kg	<200	----
EPH (C19-C32)	----	E601A	200	mg/kg	<200	----
<b>Hydrocarbons(QC Lot: 2638151)</b>						
EPH (C10-C19)	----	E601A	200	mg/kg	<200	----
EPH (C19-C32)	----	E601A	200	mg/kg	<200	----
<b>Polycyclic Aromatic Hydrocarbons(QC Lot: 2616812)</b>						
Acenaphthene	83-32-9	E641A-L	0.005	mg/kg	<0.0050	----
Acenaphthylene	208-96-8	E641A-L	0.005	mg/kg	<0.0050	----
Acridine	260-94-6	E641A-L	0.01	mg/kg	<0.010	----
Anthracene	120-12-7	E641A-L	0.004	mg/kg	<0.0040	----
Benz(a)anthracene	56-55-3	E641A-L	0.01	mg/kg	<0.010	----
Benzo(a)pyrene	50-32-8	E641A-L	0.01	mg/kg	<0.010	----
Benzo(b+j)fluoranthene	n/a	E641A-L	0.01	mg/kg	<0.010	----
Benzo(g,h,i)perylene	191-24-2	E641A-L	0.01	mg/kg	<0.010	----
Benzo(k)fluoranthene	207-08-9	E641A-L	0.01	mg/kg	<0.010	----
Chrysene	218-01-9	E641A-L	0.01	mg/kg	<0.010	----
Dibenz(a,h)anthracene	53-70-3	E641A-L	0.005	mg/kg	<0.0050	----
Fluoranthene	206-44-0	E641A-L	0.01	mg/kg	<0.010	----
Fluorene	86-73-7	E641A-L	0.01	mg/kg	<0.010	----
Indeno(1,2,3-cd)pyrene	193-39-5	E641A-L	0.01	mg/kg	<0.010	----
Methylnaphthalene, 1-	90-12-0	E641A-L	0.01	mg/kg	<0.010	----
Methylnaphthalene, 2-	91-57-6	E641A-L	0.01	mg/kg	<0.010	----
Naphthalene	91-20-3	E641A-L	0.01	mg/kg	<0.010	----
Phenanthrene	85-01-8	E641A-L	0.01	mg/kg	<0.010	----
Pyrene	129-00-0	E641A-L	0.01	mg/kg	<0.010	----
Quinoline	91-22-5	E641A-L	0.01	mg/kg	<0.010	----
<b>Polycyclic Aromatic Hydrocarbons(QC Lot: 2620838)</b>						
Acenaphthene	83-32-9	E641A-L	0.005	mg/kg	<0.0050	----
Acenaphthylene	208-96-8	E641A-L	0.005	mg/kg	<0.0050	----
Acridine	260-94-6	E641A-L	0.01	mg/kg	<0.010	----
Anthracene	120-12-7	E641A-L	0.004	mg/kg	<0.0040	----
Benz(a)anthracene	56-55-3	E641A-L	0.01	mg/kg	<0.010	----
Benzo(a)pyrene	50-32-8	E641A-L	0.01	mg/kg	<0.010	----
Benzo(b+j)fluoranthene	n/a	E641A-L	0.01	mg/kg	<0.010	----
Benzo(g,h,i)perylene	191-24-2	E641A-L	0.01	mg/kg	<0.010	----
Benzo(k)fluoranthene	207-08-9	E641A-L	0.01	mg/kg	<0.010	----
Chrysene	218-01-9	E641A-L	0.01	mg/kg	<0.010	----
Dibenz(a,h)anthracene	53-70-3	E641A-L	0.005	mg/kg	<0.0050	----



**Sub-Matrix: Soil/Solid**

Analyte	CAS Number	Method	LOR	Unit	Result	Qualifier
<b>Polycyclic Aromatic Hydrocarbons(QC Lot: 2620838)</b>						
Fluoranthene	206-44-0	E641A-L	0.01	mg/kg	<0.010	----
Fluorene	86-73-7	E641A-L	0.01	mg/kg	<0.010	----
Indeno(1,2,3-cd)pyrene	193-39-5	E641A-L	0.01	mg/kg	<0.010	----
Methylnaphthalene, 1-	90-12-0	E641A-L	0.01	mg/kg	<0.010	----
Methylnaphthalene, 2-	91-57-6	E641A-L	0.01	mg/kg	<0.010	----
Naphthalene	91-20-3	E641A-L	0.01	mg/kg	<0.010	----
Phenanthrene	85-01-8	E641A-L	0.01	mg/kg	<0.010	----
Pyrene	129-00-0	E641A-L	0.01	mg/kg	<0.010	----
Quinoline	91-22-5	E641A-L	0.01	mg/kg	<0.010	----
<b>Polycyclic Aromatic Hydrocarbons(QC Lot: 2638150)</b>						
Acenaphthene	83-32-9	E641A-L	0.005	mg/kg	<0.0050	----
Acenaphthylene	208-96-8	E641A-L	0.005	mg/kg	<0.0050	----
Acridine	260-94-6	E641A-L	0.01	mg/kg	<0.010	----
Anthracene	120-12-7	E641A-L	0.004	mg/kg	<0.0040	----
Benz(a)anthracene	56-55-3	E641A-L	0.01	mg/kg	<0.010	----
Benzo(a)pyrene	50-32-8	E641A-L	0.01	mg/kg	<0.010	----
Benzo(b+j)fluoranthene	n/a	E641A-L	0.01	mg/kg	<0.010	----
Benzo(g,h,i)perylene	191-24-2	E641A-L	0.01	mg/kg	<0.010	----
Benzo(k)fluoranthene	207-08-9	E641A-L	0.01	mg/kg	<0.010	----
Chrysene	218-01-9	E641A-L	0.01	mg/kg	<0.010	----
Dibenz(a,h)anthracene	53-70-3	E641A-L	0.005	mg/kg	<0.0050	----
Fluoranthene	206-44-0	E641A-L	0.01	mg/kg	<0.010	----
Fluorene	86-73-7	E641A-L	0.01	mg/kg	<0.010	----
Indeno(1,2,3-cd)pyrene	193-39-5	E641A-L	0.01	mg/kg	<0.010	----
Methylnaphthalene, 1-	90-12-0	E641A-L	0.01	mg/kg	<0.010	----
Methylnaphthalene, 2-	91-57-6	E641A-L	0.01	mg/kg	<0.010	----
Naphthalene	91-20-3	E641A-L	0.01	mg/kg	<0.010	----
Phenanthrene	85-01-8	E641A-L	0.01	mg/kg	<0.010	----
Pyrene	129-00-0	E641A-L	0.01	mg/kg	<0.010	----
Quinoline	91-22-5	E641A-L	0.01	mg/kg	<0.010	----

**Qualifiers**

Qualifier	Description
SURQC	Surrogate recovery marginally exceeded DQO in QC sample (MB, LCS, RM, or MS). Surrogates are less important for QC samples than for test samples. Refer to regular (non-surrogate) analyte results in affected QC sample for assessment of potential impacts.



## Laboratory Control Sample (LCS) Report

A Laboratory Control Sample (LCS) is an analyte-free matrix that has been fortified (spiked) with test analytes at known concentration and processed in an identical manner to test samples. LCS results are expressed as percent recovery, and are used to monitor and control test method accuracy and precision, independent of test sample matrix.

Sub-Matrix: Soil

					Laboratory Control Sample (LCS) Report				
Analyte	CAS Number	Method	LOR	Unit	Spike	Recovery (%)	Recovery Limits (%)		Qualifier
					Target Concentration	LCS	Low	High	
<b>Physical Tests(QC Lot: 2616806)</b>									
pH (1:2 soil:water)	----	E108	----	pH units	6 pH units	101	95.0	105	----
<b>Physical Tests(QC Lot: 2616814)</b>									
Moisture	----	E144	0.25	%	50 %	99.5	90.0	110	----
<b>Physical Tests(QC Lot: 2620834)</b>									
pH (1:2 soil:water)	----	E108	----	pH units	6 pH units	101	95.0	105	----
<b>Physical Tests(QC Lot: 2620840)</b>									
Moisture	----	E144	0.25	%	50 %	101	90.0	110	----
<b>Physical Tests(QC Lot: 2638145)</b>									
pH (1:2 soil:water)	----	E108	----	pH units	6 pH units	100	95.0	105	----
<b>Physical Tests(QC Lot: 2638152)</b>									
Moisture	----	E144	0.25	%	50 %	101	90.0	110	----
<b>Saturated Paste Extractables(QC Lot: 2616807)</b>									
Chloride, soluble ion content	16887-00-6	E239.Cl	10	mg/L	100 mg/L	101	80.0	120	----
<b>Saturated Paste Extractables(QC Lot: 2616808)</b>									
% Saturation	----	E141	1	%	100 %	101	80.0	120	----
<b>Saturated Paste Extractables(QC Lot: 2616809)</b>									
Sodium, soluble ion content	17341-25-2	E442	2	mg/L	50 mg/L	97.7	80.0	120	----
<b>Saturated Paste Extractables(QC Lot: 2620835)</b>									
Chloride, soluble ion content	16887-00-6	E239.Cl	10	mg/L	100 mg/L	99.1	80.0	120	----
<b>Saturated Paste Extractables(QC Lot: 2620836)</b>									
% Saturation	----	E141	1	%	100 %	100	80.0	120	----
<b>Saturated Paste Extractables(QC Lot: 2620837)</b>									
Sodium, soluble ion content	17341-25-2	E442	2	mg/L	50 mg/L	103	80.0	120	----
<b>Saturated Paste Extractables(QC Lot: 2638147)</b>									
Chloride, soluble ion content	16887-00-6	E239.Cl	10	mg/L	100 mg/L	99.9	80.0	120	----
<b>Saturated Paste Extractables(QC Lot: 2638148)</b>									
% Saturation	----	E141	1	%	100 %	101	80.0	120	----
<b>Metals(QC Lot: 2616803)</b>									
Mercury	7439-97-6	E510	0.005	mg/kg	0.1 mg/kg	102	80.0	120	----
<b>Metals(QC Lot: 2616804)</b>									
Aluminum	7429-90-5	E440	50	mg/kg	200 mg/kg	107	80.0	120	----
Antimony	7440-36-0	E440	0.1	mg/kg	100 mg/kg	111	80.0	120	----
Arsenic	7440-38-2	E440	0.1	mg/kg	100 mg/kg	107	80.0	120	----
Barium	7440-39-3	E440	0.5	mg/kg	25 mg/kg	108	80.0	120	----
Beryllium	7440-41-7	E440	0.1	mg/kg	10 mg/kg	105	80.0	120	----



**Sub-Matrix: Soil**

					Laboratory Control Sample (LCS) Report				
Analyte	CAS Number	Method	LOR	Unit	Spike	Recovery (%)	Recovery Limits (%)		Qualifier
					Target Concentration	LCS	Low	High	
<b>Metals(QC Lot: 2616804)</b>									
Bismuth	7440-69-9	E440	0.2	mg/kg	100 mg/kg	103	80.0	120	---
Boron	7440-42-8	E440	5	mg/kg	100 mg/kg	104	80.0	120	---
Cadmium	7440-43-9	E440	0.02	mg/kg	10 mg/kg	106	80.0	120	---
Calcium	7440-70-2	E440	50	mg/kg	5000 mg/kg	105	80.0	120	---
Chromium	7440-47-3	E440	0.5	mg/kg	25 mg/kg	105	80.0	120	---
Cobalt	7440-48-4	E440	0.1	mg/kg	25 mg/kg	106	80.0	120	---
Copper	7440-50-8	E440	0.5	mg/kg	25 mg/kg	105	80.0	120	---
Iron	7439-89-6	E440	50	mg/kg	100 mg/kg	110	80.0	120	---
Lead	7439-92-1	E440	0.5	mg/kg	50 mg/kg	108	80.0	120	---
Lithium	7439-93-2	E440	2	mg/kg	25 mg/kg	105	80.0	120	---
Magnesium	7439-95-4	E440	20	mg/kg	5000 mg/kg	107	80.0	120	---
Manganese	7439-96-5	E440	1	mg/kg	25 mg/kg	105	80.0	120	---
Molybdenum	7439-98-7	E440	0.1	mg/kg	25 mg/kg	113	80.0	120	---
Nickel	7440-02-0	E440	0.5	mg/kg	50 mg/kg	104	80.0	120	---
Phosphorus	7723-14-0	E440	50	mg/kg	1000 mg/kg	113	80.0	120	---
Potassium	7440-09-7	E440	100	mg/kg	5000 mg/kg	106	80.0	120	---
Selenium	7782-49-2	E440	0.2	mg/kg	100 mg/kg	105	80.0	120	---
Silver	7440-22-4	E440	0.1	mg/kg	10 mg/kg	116	80.0	120	---
Sodium	7440-23-5	E440	50	mg/kg	5000 mg/kg	108	80.0	120	---
Strontium	7440-24-6	E440	0.5	mg/kg	25 mg/kg	116	80.0	120	---
Sulfur	7704-34-9	E440	1000	mg/kg	5000 mg/kg	104	80.0	120	---
Thallium	7440-28-0	E440	0.05	mg/kg	100 mg/kg	106	80.0	120	---
Tin	7440-31-5	E440	2	mg/kg	50 mg/kg	107	80.0	120	---
Titanium	7440-32-6	E440	1	mg/kg	25 mg/kg	105	80.0	120	---
Tungsten	7440-33-7	E440	0.5	mg/kg	10 mg/kg	110	80.0	120	---
Uranium	7440-61-1	E440	0.05	mg/kg	0.5 mg/kg	109	80.0	120	---
Vanadium	7440-62-2	E440	0.2	mg/kg	50 mg/kg	107	80.0	120	---
Zinc	7440-66-6	E440	2	mg/kg	50 mg/kg	104	80.0	120	---
Zirconium	7440-67-7	E440	1	mg/kg	10 mg/kg	115	80.0	120	---
<b>Metals(QC Lot: 2620832)</b>									
Mercury	7439-97-6	E510	0.005	mg/kg	0.1 mg/kg	105	80.0	120	---
<b>Metals(QC Lot: 2620833)</b>									
Aluminum	7429-90-5	E440	50	mg/kg	200 mg/kg	118	80.0	120	---
Antimony	7440-36-0	E440	0.1	mg/kg	100 mg/kg	107	80.0	120	---
Arsenic	7440-38-2	E440	0.1	mg/kg	100 mg/kg	112	80.0	120	---
Barium	7440-39-3	E440	0.5	mg/kg	25 mg/kg	108	80.0	120	---
Beryllium	7440-41-7	E440	0.1	mg/kg	10 mg/kg	102	80.0	120	---



**Sub-Matrix: Soil**

					Laboratory Control Sample (LCS) Report				
Analyte	CAS Number	Method	LOR	Unit	Spike	Recovery (%)	Recovery Limits (%)		Qualifier
					Target Concentration	LCS	Low	High	
<b>Metals(QC Lot: 2620833)</b>									
Bismuth	7440-69-9	E440	0.2	mg/kg	100 mg/kg	104	80.0	120	---
Boron	7440-42-8	E440	5	mg/kg	100 mg/kg	101	80.0	120	---
Cadmium	7440-43-9	E440	0.02	mg/kg	10 mg/kg	106	80.0	120	---
Calcium	7440-70-2	E440	50	mg/kg	5000 mg/kg	105	80.0	120	---
Chromium	7440-47-3	E440	0.5	mg/kg	25 mg/kg	112	80.0	120	---
Cobalt	7440-48-4	E440	0.1	mg/kg	25 mg/kg	112	80.0	120	---
Copper	7440-50-8	E440	0.5	mg/kg	25 mg/kg	109	80.0	120	---
Iron	7439-89-6	E440	50	mg/kg	100 mg/kg	111	80.0	120	---
Lead	7439-92-1	E440	0.5	mg/kg	50 mg/kg	110	80.0	120	---
Lithium	7439-93-2	E440	2	mg/kg	25 mg/kg	103	80.0	120	---
Magnesium	7439-95-4	E440	20	mg/kg	5000 mg/kg	# 121	80.0	120	MES
Manganese	7439-96-5	E440	1	mg/kg	25 mg/kg	111	80.0	120	---
Molybdenum	7439-98-7	E440	0.1	mg/kg	25 mg/kg	107	80.0	120	---
Nickel	7440-02-0	E440	0.5	mg/kg	50 mg/kg	111	80.0	120	---
Phosphorus	7723-14-0	E440	50	mg/kg	1000 mg/kg	119	80.0	120	---
Potassium	7440-09-7	E440	100	mg/kg	5000 mg/kg	115	80.0	120	---
Selenium	7782-49-2	E440	0.2	mg/kg	100 mg/kg	107	80.0	120	---
Silver	7440-22-4	E440	0.1	mg/kg	10 mg/kg	110	80.0	120	---
Sodium	7440-23-5	E440	50	mg/kg	5000 mg/kg	110	80.0	120	---
Strontium	7440-24-6	E440	0.5	mg/kg	25 mg/kg	112	80.0	120	---
Sulfur	7704-34-9	E440	1000	mg/kg	5000 mg/kg	103	80.0	120	---
Thallium	7440-28-0	E440	0.05	mg/kg	100 mg/kg	108	80.0	120	---
Tin	7440-31-5	E440	2	mg/kg	50 mg/kg	108	80.0	120	---
Titanium	7440-32-6	E440	1	mg/kg	25 mg/kg	109	80.0	120	---
Tungsten	7440-33-7	E440	0.5	mg/kg	10 mg/kg	110	80.0	120	---
Uranium	7440-61-1	E440	0.05	mg/kg	0.5 mg/kg	114	80.0	120	---
Vanadium	7440-62-2	E440	0.2	mg/kg	50 mg/kg	113	80.0	120	---
Zinc	7440-66-6	E440	2	mg/kg	50 mg/kg	110	80.0	120	---
Zirconium	7440-67-7	E440	1	mg/kg	10 mg/kg	102	80.0	120	---
<b>Metals(QC Lot: 2638144)</b>									
Aluminum	7429-90-5	E440	50	mg/kg	200 mg/kg	# 126	80.0	120	MES
Antimony	7440-36-0	E440	0.1	mg/kg	100 mg/kg	111	80.0	120	---
Arsenic	7440-38-2	E440	0.1	mg/kg	100 mg/kg	114	80.0	120	---
Barium	7440-39-3	E440	0.5	mg/kg	25 mg/kg	111	80.0	120	---
Beryllium	7440-41-7	E440	0.1	mg/kg	10 mg/kg	104	80.0	120	---
Bismuth	7440-69-9	E440	0.2	mg/kg	100 mg/kg	105	80.0	120	---
Boron	7440-42-8	E440	5	mg/kg	100 mg/kg	104	80.0	120	---



**Sub-Matrix: Soil**

**Laboratory Control Sample (LCS) Report**

Analyte	CAS Number	Method	LOR	Unit	Laboratory Control Sample (LCS) Report				Qualifier
					Spike Target Concentration	Recovery (%) LCS	Recovery Limits (%)		
						Low	High		
<b>Metals(QC Lot: 2638144)</b>									
Cadmium	7440-43-9	E440	0.02	mg/kg	10 mg/kg	110	80.0	120	---
Calcium	7440-70-2	E440	50	mg/kg	5000 mg/kg	105	80.0	120	---
Chromium	7440-47-3	E440	0.5	mg/kg	25 mg/kg	115	80.0	120	---
Cobalt	7440-48-4	E440	0.1	mg/kg	25 mg/kg	112	80.0	120	---
Copper	7440-50-8	E440	0.5	mg/kg	25 mg/kg	112	80.0	120	---
Iron	7439-89-6	E440	50	mg/kg	100 mg/kg	114	80.0	120	---
Lead	7439-92-1	E440	0.5	mg/kg	50 mg/kg	108	80.0	120	---
Lithium	7439-93-2	E440	2	mg/kg	25 mg/kg	111	80.0	120	---
Magnesium	7439-95-4	E440	20	mg/kg	5000 mg/kg	115	80.0	120	---
Manganese	7439-96-5	E440	1	mg/kg	25 mg/kg	114	80.0	120	---
Molybdenum	7439-98-7	E440	0.1	mg/kg	25 mg/kg	112	80.0	120	---
Nickel	7440-02-0	E440	0.5	mg/kg	50 mg/kg	112	80.0	120	---
Phosphorus	7723-14-0	E440	50	mg/kg	1000 mg/kg	# 122	80.0	120	MES
Potassium	7440-09-7	E440	100	mg/kg	5000 mg/kg	115	80.0	120	---
Selenium	7782-49-2	E440	0.2	mg/kg	100 mg/kg	109	80.0	120	---
Silver	7440-22-4	E440	0.1	mg/kg	10 mg/kg	110	80.0	120	---
Sodium	7440-23-5	E440	50	mg/kg	5000 mg/kg	116	80.0	120	---
Strontium	7440-24-6	E440	0.5	mg/kg	25 mg/kg	113	80.0	120	---
Sulfur	7704-34-9	E440	1000	mg/kg	5000 mg/kg	109	80.0	120	---
Thallium	7440-28-0	E440	0.05	mg/kg	100 mg/kg	104	80.0	120	---
Tin	7440-31-5	E440	2	mg/kg	50 mg/kg	110	80.0	120	---
Titanium	7440-32-6	E440	1	mg/kg	25 mg/kg	110	80.0	120	---
Tungsten	7440-33-7	E440	0.5	mg/kg	10 mg/kg	106	80.0	120	---
Uranium	7440-61-1	E440	0.05	mg/kg	0.5 mg/kg	111	80.0	120	---
Vanadium	7440-62-2	E440	0.2	mg/kg	50 mg/kg	115	80.0	120	---
Zinc	7440-66-6	E440	2	mg/kg	50 mg/kg	112	80.0	120	---
Zirconium	7440-67-7	E440	1	mg/kg	10 mg/kg	105	80.0	120	---
<b>Speciated Metals(QC Lot: 2630937)</b>									
Chromium, hexavalent [Cr VI]	18540-29-9	E532	0.1	mg/kg	0.8 mg/kg	87.5	80.0	120	---
<b>Hydrocarbons(QC Lot: 2616813)</b>									
EPH (C10-C19)	----	E601A	200	mg/kg	1134 mg/kg	88.6	70.0	130	---
EPH (C19-C32)	----	E601A	200	mg/kg	576 mg/kg	89.2	70.0	130	---
<b>Hydrocarbons(QC Lot: 2620839)</b>									
EPH (C10-C19)	----	E601A	200	mg/kg	1134 mg/kg	94.0	70.0	130	---
EPH (C19-C32)	----	E601A	200	mg/kg	576 mg/kg	90.9	70.0	130	---
<b>Hydrocarbons(QC Lot: 2638151)</b>									
EPH (C10-C19)	----	E601A	200	mg/kg	1134 mg/kg	90.2	70.0	130	---



**Sub-Matrix: Soil**

					Laboratory Control Sample (LCS) Report				
Analyte	CAS Number	Method	LOR	Unit	Spike	Recovery (%)	Recovery Limits (%)		Qualifier
					Target Concentration	LCS	Low	High	
<b>Hydrocarbons(QC Lot: 2638151)</b>									
EPH (C19-C32)	----	E601A	200	mg/kg	576 mg/kg	88.1	70.0	130	---
<b>Hydrocarbons Surrogates(QC Lot: 2616813)</b>									
Bromobenzotrifluoride, 2- (EPH surrogate)	392-83-6	E601A	1	mg/kg	562.5 mg/kg	104	60	140	---
<b>Hydrocarbons Surrogates(QC Lot: 2620839)</b>									
Bromobenzotrifluoride, 2- (EPH surrogate)	392-83-6	E601A	1	mg/kg	562.5 mg/kg	99.6	60	140	---
<b>Hydrocarbons Surrogates(QC Lot: 2638151)</b>									
Bromobenzotrifluoride, 2- (EPH surrogate)	392-83-6	E601A	1	mg/kg	562.5 mg/kg	89.2	60	140	---
<b>Polycyclic Aromatic Hydrocarbons(QC Lot: 2616812)</b>									
Acenaphthene	83-32-9	E641A-L	0.005	mg/kg	0.5 mg/kg	97.3	60.0	130	---
Acenaphthylene	208-96-8	E641A-L	0.005	mg/kg	0.5 mg/kg	96.0	60.0	130	---
Acridine	260-94-6	E641A-L	0.01	mg/kg	0.5 mg/kg	80.8	60.0	130	---
Anthracene	120-12-7	E641A-L	0.004	mg/kg	0.5 mg/kg	82.6	60.0	130	---
Benz(a)anthracene	56-55-3	E641A-L	0.01	mg/kg	0.5 mg/kg	90.0	60.0	130	---
Benzo(a)pyrene	50-32-8	E641A-L	0.01	mg/kg	0.5 mg/kg	89.8	60.0	130	---
Benzo(b+j)fluoranthene	n/a	E641A-L	0.01	mg/kg	0.5 mg/kg	91.4	60.0	130	---
Benzo(g,h,i)perylene	191-24-2	E641A-L	0.01	mg/kg	0.5 mg/kg	85.9	60.0	130	---
Benzo(k)fluoranthene	207-08-9	E641A-L	0.01	mg/kg	0.5 mg/kg	95.7	60.0	130	---
Chrysene	218-01-9	E641A-L	0.01	mg/kg	0.5 mg/kg	83.2	60.0	130	---
Dibenz(a,h)anthracene	53-70-3	E641A-L	0.005	mg/kg	0.5 mg/kg	90.8	60.0	130	---
Fluoranthene	206-44-0	E641A-L	0.01	mg/kg	0.5 mg/kg	95.4	60.0	130	---
Fluorene	86-73-7	E641A-L	0.01	mg/kg	0.5 mg/kg	85.2	60.0	130	---
Indeno(1,2,3-cd)pyrene	193-39-5	E641A-L	0.01	mg/kg	0.5 mg/kg	84.2	60.0	130	---
Methylnaphthalene, 1-	90-12-0	E641A-L	0.01	mg/kg	0.5 mg/kg	93.4	60.0	130	---
Methylnaphthalene, 2-	91-57-6	E641A-L	0.01	mg/kg	0.5 mg/kg	96.9	60.0	130	---
Naphthalene	91-20-3	E641A-L	0.01	mg/kg	0.5 mg/kg	98.2	50.0	130	---
Phenanthrene	85-01-8	E641A-L	0.01	mg/kg	0.5 mg/kg	88.6	60.0	130	---
Pyrene	129-00-0	E641A-L	0.01	mg/kg	0.5 mg/kg	93.6	60.0	130	---
Quinoline	91-22-5	E641A-L	0.01	mg/kg	0.5 mg/kg	85.6	60.0	130	---
<b>Polycyclic Aromatic Hydrocarbons(QC Lot: 2620838)</b>									
Acenaphthene	83-32-9	E641A-L	0.005	mg/kg	0.5 mg/kg	98.8	60.0	130	---
Acenaphthylene	208-96-8	E641A-L	0.005	mg/kg	0.5 mg/kg	96.5	60.0	130	---
Acridine	260-94-6	E641A-L	0.01	mg/kg	0.5 mg/kg	108	60.0	130	---
Anthracene	120-12-7	E641A-L	0.004	mg/kg	0.5 mg/kg	97.0	60.0	130	---
Benz(a)anthracene	56-55-3	E641A-L	0.01	mg/kg	0.5 mg/kg	103	60.0	130	---
Benzo(a)pyrene	50-32-8	E641A-L	0.01	mg/kg	0.5 mg/kg	97.4	60.0	130	---
Benzo(b+j)fluoranthene	n/a	E641A-L	0.01	mg/kg	0.5 mg/kg	99.3	60.0	130	---
Benzo(g,h,i)perylene	191-24-2	E641A-L	0.01	mg/kg	0.5 mg/kg	96.3	60.0	130	---



**Sub-Matrix: Soil**

					Laboratory Control Sample (LCS) Report				
Analyte	CAS Number	Method	LOR	Unit	Spike	Recovery (%)	Recovery Limits (%)		Qualifier
					Target Concentration	LCS	Low	High	
<b>Polycyclic Aromatic Hydrocarbons(QC Lot: 2620838)</b>									
Benzo(k)fluoranthene	207-08-9	E641A-L	0.01	mg/kg	0.5 mg/kg	92.9	60.0	130	---
Chrysene	218-01-9	E641A-L	0.01	mg/kg	0.5 mg/kg	93.9	60.0	130	---
Dibenz(a,h)anthracene	53-70-3	E641A-L	0.005	mg/kg	0.5 mg/kg	98.9	60.0	130	---
Fluoranthene	206-44-0	E641A-L	0.01	mg/kg	0.5 mg/kg	99.7	60.0	130	---
Fluorene	86-73-7	E641A-L	0.01	mg/kg	0.5 mg/kg	98.1	60.0	130	---
Indeno(1,2,3-cd)pyrene	193-39-5	E641A-L	0.01	mg/kg	0.5 mg/kg	97.4	60.0	130	---
Methylnaphthalene, 1-	90-12-0	E641A-L	0.01	mg/kg	0.5 mg/kg	94.3	60.0	130	---
Methylnaphthalene, 2-	91-57-6	E641A-L	0.01	mg/kg	0.5 mg/kg	102	60.0	130	---
Naphthalene	91-20-3	E641A-L	0.01	mg/kg	0.5 mg/kg	94.5	50.0	130	---
Phenanthrene	85-01-8	E641A-L	0.01	mg/kg	0.5 mg/kg	102	60.0	130	---
Pyrene	129-00-0	E641A-L	0.01	mg/kg	0.5 mg/kg	100	60.0	130	---
Quinoline	91-22-5	E641A-L	0.01	mg/kg	0.5 mg/kg	97.1	60.0	130	---
<b>Polycyclic Aromatic Hydrocarbons(QC Lot: 2638150)</b>									
Acenaphthene	83-32-9	E641A-L	0.005	mg/kg	0.5 mg/kg	94.1	60.0	130	---
Acenaphthylene	208-96-8	E641A-L	0.005	mg/kg	0.5 mg/kg	94.8	60.0	130	---
Acridine	260-94-6	E641A-L	0.01	mg/kg	0.5 mg/kg	76.2	60.0	130	---
Anthracene	120-12-7	E641A-L	0.004	mg/kg	0.5 mg/kg	86.9	60.0	130	---
Benz(a)anthracene	56-55-3	E641A-L	0.01	mg/kg	0.5 mg/kg	87.5	60.0	130	---
Benzo(a)pyrene	50-32-8	E641A-L	0.01	mg/kg	0.5 mg/kg	86.9	60.0	130	---
Benzo(b+j)fluoranthene	n/a	E641A-L	0.01	mg/kg	0.5 mg/kg	89.0	60.0	130	---
Benzo(g,h,i)perylene	191-24-2	E641A-L	0.01	mg/kg	0.5 mg/kg	98.0	60.0	130	---
Benzo(k)fluoranthene	207-08-9	E641A-L	0.01	mg/kg	0.5 mg/kg	90.0	60.0	130	---
Chrysene	218-01-9	E641A-L	0.01	mg/kg	0.5 mg/kg	93.5	60.0	130	---
Dibenz(a,h)anthracene	53-70-3	E641A-L	0.005	mg/kg	0.5 mg/kg	93.1	60.0	130	---
Fluoranthene	206-44-0	E641A-L	0.01	mg/kg	0.5 mg/kg	94.6	60.0	130	---
Fluorene	86-73-7	E641A-L	0.01	mg/kg	0.5 mg/kg	89.6	60.0	130	---
Indeno(1,2,3-cd)pyrene	193-39-5	E641A-L	0.01	mg/kg	0.5 mg/kg	90.2	60.0	130	---
Methylnaphthalene, 1-	90-12-0	E641A-L	0.01	mg/kg	0.5 mg/kg	91.1	60.0	130	---
Methylnaphthalene, 2-	91-57-6	E641A-L	0.01	mg/kg	0.5 mg/kg	93.4	60.0	130	---
Naphthalene	91-20-3	E641A-L	0.01	mg/kg	0.5 mg/kg	93.9	50.0	130	---
Phenanthrene	85-01-8	E641A-L	0.01	mg/kg	0.5 mg/kg	91.2	60.0	130	---
Pyrene	129-00-0	E641A-L	0.01	mg/kg	0.5 mg/kg	94.3	60.0	130	---
Quinoline	91-22-5	E641A-L	0.01	mg/kg	0.5 mg/kg	90.4	60.0	130	---
<b>Polycyclic Aromatic Hydrocarbons Surrogates(QC Lot: 2616812)</b>									
Acridine-d9	34749-75-2	E641A-L	0.1	mg/kg	0.375 mg/kg	98.3	60	130	---
Chrysene-d12	1719-03-5	E641A-L	0.1	mg/kg	0.375 mg/kg	114	60	130	---
Naphthalene-d8	1146-65-2	E641A-L	0.1	mg/kg	0.375 mg/kg	116	50	130	---



**Sub-Matrix: Soil**

					Laboratory Control Sample (LCS) Report				
Analyte	CAS Number	Method	LOR	Unit	Spike	Recovery (%)	Recovery Limits (%)		Qualifier
					Target Concentration	LCS	Low	High	
<b>Polycyclic Aromatic Hydrocarbons Surrogates(QC Lot: 2616812)</b>									
Phenanthrene-d10	1517-22-2	E641A-L	0.1	mg/kg	0.375 mg/kg	106	60	130	---
<b>Polycyclic Aromatic Hydrocarbons Surrogates(QC Lot: 2620838)</b>									
Acridine-d9	34749-75-2	E641A-L	0.1	mg/kg	0.375 mg/kg	106	60	130	---
Chrysene-d12	1719-03-5	E641A-L	0.1	mg/kg	0.375 mg/kg	104	60	130	---
Naphthalene-d8	1146-65-2	E641A-L	0.1	mg/kg	0.375 mg/kg	95.8	50	130	---
Phenanthrene-d10	1517-22-2	E641A-L	0.1	mg/kg	0.375 mg/kg	101	60	130	---
<b>Polycyclic Aromatic Hydrocarbons Surrogates(QC Lot: 2638150)</b>									
Acridine-d9	34749-75-2	E641A-L	0.1	mg/kg	0.375 mg/kg	80.8	60	130	---
Chrysene-d12	1719-03-5	E641A-L	0.1	mg/kg	0.375 mg/kg	95.6	60	130	---
Naphthalene-d8	1146-65-2	E641A-L	0.1	mg/kg	0.375 mg/kg	90.8	50	130	---
Phenanthrene-d10	1517-22-2	E641A-L	0.1	mg/kg	0.375 mg/kg	91.2	60	130	---

**Qualifiers**

Qualifier	Description
MES	Data Quality Objective was marginally exceeded (by < 10% absolute) for < 10% of analytes in a Multi-Element Scan / Multi-Parameter Scan (considered acceptable as per OMOE & CCME).

**Matrix Spike (MS) Report**

A Matrix Spike (MS) is a randomly selected intra-laboratory replicate sample that has been fortified (spiked) with test analytes at known concentration, and processed in an identical manner to test samples. Matrix Spikes provide information regarding analyte recovery and potential matrix effects. MS DQO exceedances due to sample matrix may sometimes be unavoidable; in such cases, test results for

**Sub-Matrix: Soil**

					Matrix Spike (MS) Report					
Laboratory sample ID	Client sample ID	Analyte	CAS Number	Method	Spike	Recovery (%)	Recovery (%)		Qualifier	
					Concentration	Target	MS	Low		High
<b>TCLP Extractables(QC Lot: 2639490)</b>										
VA26B3282-037	120-1	Benzo(a)pyrene, TCLP	50-32-8	E644	0.38 µg/L	0.5 µg/L	76.8	50.0	140	---
<b>TCLP Extractables Surrogates(QC Lot: 2639490)</b>										
		Chrysene-d12, TCLP	1719-03-5	E644	<5.0 µg/L	0.8421 µg/L	104	60.0	130	---
		Naphthalene-d8, TCLP	1146-65-2	E644	<5.0 µg/L	0.8421 µg/L	105	50.0	130	---
		Phenanthrene-d10, TCLP	1517-22-2	E644	<5.0 µg/L	0.8421 µg/L	112	60.0	130	---
<b>TCLP Metals(QC Lot: 2630699)</b>										
VA26B3282-008	104-2	Chromium, TCLP	7440-47-3	E444	1.30 mg/L	1.25 mg/L	104	50.0	140	---
		Lead, TCLP	7439-92-1	E444	10.4 mg/L	10 mg/L	104	50.0	140	---



**Sub-Matrix: Soil**

Laboratory sample ID	Client sample ID	Analyte	CAS Number	Method	Matrix Spike (MS) Report					Qualifier
					Spike		Recovery (%)	Recovery (%)		
					Concentration	Target	MS	Low	High	
<b>Hydrocarbons(QC Lot: 2616813)</b>										
VA26B3282-005	103-1	EPH (C10-C19)	----	E601A	700 mg/kg	789.2 mg/kg	88.7	60.0	140	---
		EPH (C19-C32)	----	E601A	420 mg/kg	400.7 mg/kg	104	60.0	140	---
<b>Hydrocarbons(QC Lot: 2620839)</b>										
VA26B3282-008	104-2	EPH (C10-C19)	----	E601A	690 mg/kg	764.6 mg/kg	89.9	60.0	140	---
		EPH (C19-C32)	----	E601A	340 mg/kg	388.2 mg/kg	88.2	60.0	140	---
<b>Hydrocarbons(QC Lot: 2638151)</b>										
VA26B4588-001	Anonymous	EPH (C10-C19)	----	E601A	690 mg/kg	767.5 mg/kg	90.2	60.0	140	---
		EPH (C19-C32)	----	E601A	350 mg/kg	389.7 mg/kg	90.9	60.0	140	---
<b>Hydrocarbons Surrogates(QC Lot: 2616813)</b>										
		Bromobenzotrifluoride, 2- (EPH surrogate)	392-83-6	E601A	382 mg/kg	391.3 mg/kg	97.6	60.0	140	---
<b>Hydrocarbons Surrogates(QC Lot: 2620839)</b>										
		Bromobenzotrifluoride, 2- (EPH surrogate)	392-83-6	E601A	384 mg/kg	379.1 mg/kg	101	60.0	140	---
<b>Hydrocarbons Surrogates(QC Lot: 2638151)</b>										
		Bromobenzotrifluoride, 2- (EPH surrogate)	392-83-6	E601A	319 mg/kg	380.6 mg/kg	83.9	60.0	140	---
<b>Polycyclic Aromatic Hydrocarbons(QC Lot: 2616812)</b>										
VA26B3282-005	103-1	Acenaphthene	83-32-9	E641A-L	0.363 mg/kg	0.3583 mg/kg	101	50.0	140	---
		Acenaphthylene	208-96-8	E641A-L	ND	----	ND	50.0	140	---
		Acridine	260-94-6	E641A-L	0.314 mg/kg	0.3583 mg/kg	87.7	50.0	140	---
		Anthracene	120-12-7	E641A-L	0.396 mg/kg	0.3583 mg/kg	110	50.0	140	---
		Benz(a)anthracene	56-55-3	E641A-L	ND	----	ND	50.0	140	---
		Benzo(a)pyrene	50-32-8	E641A-L	ND	----	ND	50.0	140	---
		Benzo(b+j)fluoranthene	n/a	E641A-L	ND	----	ND	50.0	140	---
		Benzo(g,h,i)perylene	191-24-2	E641A-L	ND	----	ND	50.0	140	---
		Benzo(k)fluoranthene	207-08-9	E641A-L	ND	----	ND	50.0	140	---
		Chrysene	218-01-9	E641A-L	ND	----	ND	50.0	140	---
		Dibenz(a,h)anthracene	53-70-3	E641A-L	0.393 mg/kg	0.3583 mg/kg	110	50.0	140	---
		Fluoranthene	206-44-0	E641A-L	ND	----	ND	50.0	140	---
		Fluorene	86-73-7	E641A-L	0.344 mg/kg	0.3583 mg/kg	96.0	50.0	140	---
		Indeno(1,2,3-cd)pyrene	193-39-5	E641A-L	ND	----	ND	50.0	140	---
		Methylnaphthalene, 1-	90-12-0	E641A-L	0.343 mg/kg	0.3583 mg/kg	95.7	50.0	140	---
		Methylnaphthalene, 2-	91-57-6	E641A-L	0.358 mg/kg	0.3583 mg/kg	99.8	50.0	140	---
		Naphthalene	91-20-3	E641A-L	0.370 mg/kg	0.3583 mg/kg	103	50.0	140	---
		Phenanthrene	85-01-8	E641A-L	ND	----	ND	50.0	140	---
		Pyrene	129-00-0	E641A-L	ND	----	ND	50.0	140	---
		Quinoline	91-22-5	E641A-L	0.324 mg/kg	0.3583 mg/kg	90.4	50.0	140	---
<b>Polycyclic Aromatic Hydrocarbons(QC Lot: 2620838)</b>										
VA26B3282-008	104-2	Acenaphthene	83-32-9	E641A-L	0.349 mg/kg	0.3509 mg/kg	99.6	50.0	140	---



**Sub-Matrix: Soil**

					Matrix Spike (MS) Report					
					Spike		Recovery (%)	Recovery (%)		Qualifier
Laboratory sample ID	Client sample ID	Analyte	CAS Number	Method	Concentration	Target	MS	Low	High	
<b>Polycyclic Aromatic Hydrocarbons(QC Lot: 2620838)</b>										
		Acenaphthylene	208-96-8	E641A-L	0.342 mg/kg	0.3509 mg/kg	97.3	50.0	140	---
		Acridine	260-94-6	E641A-L	0.359 mg/kg	0.3509 mg/kg	102	50.0	140	---
		Anthracene	120-12-7	E641A-L	0.346 mg/kg	0.3509 mg/kg	98.6	50.0	140	---
		Benz(a)anthracene	56-55-3	E641A-L	0.357 mg/kg	0.3509 mg/kg	102	50.0	140	---
		Benzo(a)pyrene	50-32-8	E641A-L	0.346 mg/kg	0.3509 mg/kg	98.6	50.0	140	---
		Benzo(b+j)fluoranthene	n/a	E641A-L	0.340 mg/kg	0.3509 mg/kg	96.9	50.0	140	---
		Benzo(g,h,i)perylene	191-24-2	E641A-L	0.336 mg/kg	0.3509 mg/kg	95.8	50.0	140	---
		Benzo(k)fluoranthene	207-08-9	E641A-L	0.348 mg/kg	0.3509 mg/kg	99.0	50.0	140	---
		Chrysene	218-01-9	E641A-L	0.324 mg/kg	0.3509 mg/kg	92.3	50.0	140	---
		Dibenz(a,h)anthracene	53-70-3	E641A-L	0.342 mg/kg	0.3509 mg/kg	97.5	50.0	140	---
		Fluoranthene	206-44-0	E641A-L	0.348 mg/kg	0.3509 mg/kg	99.1	50.0	140	---
		Fluorene	86-73-7	E641A-L	0.335 mg/kg	0.3509 mg/kg	95.4	50.0	140	---
		Indeno(1,2,3-cd)pyrene	193-39-5	E641A-L	0.339 mg/kg	0.3509 mg/kg	96.6	50.0	140	---
		Methylnaphthalene, 1-	90-12-0	E641A-L	0.327 mg/kg	0.3509 mg/kg	93.1	50.0	140	---
		Methylnaphthalene, 2-	91-57-6	E641A-L	0.354 mg/kg	0.3509 mg/kg	101	50.0	140	---
		Naphthalene	91-20-3	E641A-L	0.333 mg/kg	0.3509 mg/kg	94.9	50.0	140	---
		Phenanthrene	85-01-8	E641A-L	0.367 mg/kg	0.3509 mg/kg	105	50.0	140	---
		Pyrene	129-00-0	E641A-L	0.343 mg/kg	0.3509 mg/kg	97.6	50.0	140	---
		Quinoline	91-22-5	E641A-L	0.337 mg/kg	0.3509 mg/kg	96.1	50.0	140	---
<b>Polycyclic Aromatic Hydrocarbons(QC Lot: 2638150)</b>										
VA26B4588-001	Anonymous	Acenaphthene	83-32-9	E641A-L	0.334 mg/kg	0.3624 mg/kg	92.1	50.0	140	---
		Acenaphthylene	208-96-8	E641A-L	0.331 mg/kg	0.3624 mg/kg	91.5	50.0	140	---
		Acridine	260-94-6	E641A-L	0.302 mg/kg	0.3624 mg/kg	83.4	50.0	140	---
		Anthracene	120-12-7	E641A-L	0.326 mg/kg	0.3624 mg/kg	89.8	50.0	140	---
		Benz(a)anthracene	56-55-3	E641A-L	0.293 mg/kg	0.3624 mg/kg	80.9	50.0	140	---
		Benzo(a)pyrene	50-32-8	E641A-L	0.308 mg/kg	0.3624 mg/kg	84.9	50.0	140	---
		Benzo(b+j)fluoranthene	n/a	E641A-L	ND	---	ND	50.0	140	---
		Benzo(g,h,i)perylene	191-24-2	E641A-L	0.333 mg/kg	0.3624 mg/kg	91.9	50.0	140	---
		Benzo(k)fluoranthene	207-08-9	E641A-L	0.324 mg/kg	0.3624 mg/kg	89.4	50.0	140	---
		Chrysene	218-01-9	E641A-L	0.295 mg/kg	0.3624 mg/kg	81.3	50.0	140	---
		Dibenz(a,h)anthracene	53-70-3	E641A-L	0.324 mg/kg	0.3624 mg/kg	89.4	50.0	140	---
		Fluoranthene	206-44-0	E641A-L	ND	---	ND	50.0	140	---
		Fluorene	86-73-7	E641A-L	0.318 mg/kg	0.3624 mg/kg	87.7	50.0	140	---
		Indeno(1,2,3-cd)pyrene	193-39-5	E641A-L	0.316 mg/kg	0.3624 mg/kg	87.1	50.0	140	---
		Methylnaphthalene, 1-	90-12-0	E641A-L	0.326 mg/kg	0.3624 mg/kg	89.8	50.0	140	---
		Methylnaphthalene, 2-	91-57-6	E641A-L	0.335 mg/kg	0.3624 mg/kg	92.5	50.0	140	---
		Naphthalene	91-20-3	E641A-L	0.325 mg/kg	0.3624 mg/kg	89.8	50.0	140	---



**Sub-Matrix: Soil**

					Matrix Spike (MS) Report					
					Spike		Recovery (%)	Recovery (%)		Qualifier
Laboratory sample ID	Client sample ID	Analyte	CAS Number	Method	Concentration	Target	MS	Low	High	
<b>Polycyclic Aromatic Hydrocarbons(QC Lot: 2638150)</b>										
		Phenanthrene	85-01-8	E641A-L	0.315 mg/kg	0.3624 mg/kg	86.9	50.0	140	---
		Pyrene	129-00-0	E641A-L	ND	----	ND	50.0	140	---
		Quinoline	91-22-5	E641A-L	0.328 mg/kg	0.3624 mg/kg	90.4	50.0	140	---
<b>Polycyclic Aromatic Hydrocarbons Surrogates(QC Lot: 2616812)</b>										
		Acridine-d9	34749-75-2	E641A-L	0.3 mg/kg	0.2687 mg/kg	101	60.0	130	---
		Chrysene-d12	1719-03-5	E641A-L	0.3 mg/kg	0.2687 mg/kg	109	60.0	130	---
		Naphthalene-d8	1146-65-2	E641A-L	0.3 mg/kg	0.2687 mg/kg	106	50.0	130	---
		Phenanthrene-d10	1517-22-2	E641A-L	0.3 mg/kg	0.2687 mg/kg	114	60.0	130	---
<b>Polycyclic Aromatic Hydrocarbons Surrogates(QC Lot: 2620838)</b>										
		Acridine-d9	34749-75-2	E641A-L	0.3 mg/kg	0.2632 mg/kg	102	60.0	130	---
		Chrysene-d12	1719-03-5	E641A-L	0.3 mg/kg	0.2632 mg/kg	103	60.0	130	---
		Naphthalene-d8	1146-65-2	E641A-L	0.3 mg/kg	0.2632 mg/kg	98.5	50.0	130	---
		Phenanthrene-d10	1517-22-2	E641A-L	0.3 mg/kg	0.2632 mg/kg	103	60.0	130	---
<b>Polycyclic Aromatic Hydrocarbons Surrogates(QC Lot: 2638150)</b>										
		Acridine-d9	34749-75-2	E641A-L	0.2 mg/kg	0.2718 mg/kg	88.1	60.0	130	---
		Chrysene-d12	1719-03-5	E641A-L	0.2 mg/kg	0.2718 mg/kg	91.9	60.0	130	---
		Naphthalene-d8	1146-65-2	E641A-L	0.2 mg/kg	0.2718 mg/kg	91.8	50.0	130	---
		Phenanthrene-d10	1517-22-2	E641A-L	0.3 mg/kg	0.2718 mg/kg	97.9	60.0	130	---

**Reference Material (RM) Report**

A Reference Material (RM) is a homogenous material with known and well-established analyte concentrations. RMs are processed in an identical manner to test samples, and are used to monitor and control the accuracy and precision of a test method for a typical sample matrix. RM results are expressed as percent recovery of the target analyte concentration. RM targets may be certified target concentrations provided by the RM supplier, or may be ALS long-term mean values (for empirical test methods).

**Sub-Matrix: Soil**

					Reference Material (RM) Report					
					RM	Recovery (%)	Recovery Limits (%)		Qualifier	
Laboratory sample ID	Client sample ID	Analyte	CAS Number	Method	Target Concentration	RM	Low	High		
<b>Saturated Paste Extractables(QC Lot: 2616807)</b>										
QC-MRG3-2616807001		Chloride, soluble ion content	16887-00-6	E239.Cl	2124 mg/L	# 107	70.0	130	----	
<b>Saturated Paste Extractables(QC Lot: 2616808)</b>										
QC-MRG3-2616807001		% Saturation	----	E141	43.9 %	# 91.5	70.0	130	----	
<b>Saturated Paste Extractables(QC Lot: 2616809)</b>										
QC-MRG3-2616807001		Sodium, soluble ion content	17341-25-2	E442	1104 mg/L	# 98.5	70.0	130	----	



**Sub-Matrix: Soil**

					Reference Material (RM) Report				
					RM	Recovery (%)	Recovery Limits (%)		
Laboratory sample ID	Client sample ID	Analyte	CAS Number	Method	Target Concentration	RM	Low	High	Qualifier
<b>Saturated Paste Extractables(QC Lot: 2620835)</b>									
QC-MRG3-2620835001		Chloride, soluble ion content	16887-00-6	E239.Cl	2124 mg/L	# 96.0	70.0	130	----
<b>Saturated Paste Extractables(QC Lot: 2620836)</b>									
QC-MRG3-2620835001		% Saturation	----	E141	43.9 %	# 95.2	70.0	130	----
<b>Saturated Paste Extractables(QC Lot: 2620837)</b>									
QC-MRG3-2620835001		Sodium, soluble ion content	17341-25-2	E442	1104 mg/L	# 99.5	70.0	130	----
<b>Saturated Paste Extractables(QC Lot: 2638147)</b>									
QC-MRG4-2638146001		Chloride, soluble ion content	16887-00-6	E239.Cl	2124 mg/L	# 112	70.0	130	----
<b>Saturated Paste Extractables(QC Lot: 2638148)</b>									
QC-MRG4-2638146001		% Saturation	----	E141	43.9 %	# 88.5	70.0	130	----
<b>Metals(QC Lot: 2616803)</b>									
QC-MRG2-2616803001		Mercury	7439-97-6	E510	0.0675 mg/kg	# 82.4	70.0	130	----



**Sub-Matrix: Soil**

Laboratory sample ID	Client sample ID	Analyte	CAS Number	Method	Reference Material (RM) Report				Qualifier
					RM	Recovery (%)	Recovery Limits (%)		
					Target Concentration	RM	Low	High	
<b>Metals(QC Lot: 2616804)</b>									
QC-MRG2-2616803001		Aluminum	7429-90-5	E440	22490 mg/kg	# 104	70.0	130	----
		Antimony	7440-36-0	E440	24.8 mg/kg	# 109	70.0	130	----
		Arsenic	7440-38-2	E440	21.2 mg/kg	# 94.0	70.0	130	----
		Barium	7440-39-3	E440	788 mg/kg	# 98.8	70.0	130	----
		Beryllium	7440-41-7	E440	1.82 mg/kg	# 111	70.0	130	----
		Bismuth	7440-69-9	E440	1.78 mg/kg	# 100	70.0	130	----
		Cadmium	7440-43-9	E440	2.15 mg/kg	# 101	70.0	130	----
		Calcium	7440-70-2	E440	4904 mg/kg	# 108	70.0	130	----
		Chromium	7440-47-3	E440	56.9 mg/kg	# 100	70.0	130	----
		Cobalt	7440-48-4	E440	32 mg/kg	# 101	70.0	130	----
		Copper	7440-50-8	E440	969 mg/kg	# 95.9	70.0	130	----
		Iron	7439-89-6	E440	32740 mg/kg	# 104	70.0	130	----
		Lead	7439-92-1	E440	919 mg/kg	# 100	70.0	130	----
		Lithium	7439-93-2	E440	47.3 mg/kg	# 114	70.0	130	----
		Magnesium	7439-95-4	E440	7780 mg/kg	# 106	70.0	130	----
		Manganese	7439-96-5	E440	8639 mg/kg	# 98.0	70.0	130	----
		Molybdenum	7439-98-7	E440	25.1 mg/kg	# 107	70.0	130	----
		Nickel	7440-02-0	E440	1004 mg/kg	# 99.1	70.0	130	----
		Phosphorus	7723-14-0	E440	660 mg/kg	# 109	70.0	130	----
		Potassium	7440-09-7	E440	10820 mg/kg	# 103	70.0	130	----
		Selenium	7782-49-2	E440	1.04 mg/kg	# 101	60.0	140	----
		Silver	7440-22-4	E440	8.98 mg/kg	# 107	70.0	130	----
		Sodium	7440-23-5	E440	1771 mg/kg	# 114	70.0	130	----
		Strontium	7440-24-6	E440	41 mg/kg	# 116	70.0	130	----
		Sulfur	7704-34-9	E440	3935 mg/kg	# 98.8	50.0	150	----
		Thallium	7440-28-0	E440	0.907 mg/kg	# 105	70.0	130	----
		Tin	7440-31-5	E440	3.79 mg/kg	# 103	40.0	160	----
		Titanium	7440-32-6	E440	2786 mg/kg	# 102	70.0	130	----
		Tungsten	7440-33-7	E440	6.99 mg/kg	# 123	70.0	130	----
		Uranium	7440-61-1	E440	3.97 mg/kg	# 111	70.0	130	----
		Vanadium	7440-62-2	E440	66.2 mg/kg	# 99.9	70.0	130	----
		Zinc	7440-66-6	E440	828 mg/kg	# 98.7	70.0	130	----
		Zirconium	7440-67-7	E440	6.91 mg/kg	# 127	70.0	130	----
<b>Metals(QC Lot: 2620832)</b>									
QC-MRG2-2620832001		Mercury	7439-97-6	E510	0.0675 mg/kg	# 99.6	70.0	130	----



Sub-Matrix: Soil

Laboratory sample ID	Client sample ID	Analyte	CAS Number	Method	Reference Material (RM) Report				Qualifier
					RM	Recovery (%)	Recovery Limits (%)		
					Target Concentration	RM	Low	High	
<b>Metals(QC Lot: 2620833)</b>									
QC-MRG2-2620832001		Aluminum	7429-90-5	E440	22490 mg/kg	# 111	70.0	130	----
		Antimony	7440-36-0	E440	24.8 mg/kg	# 108	70.0	130	----
		Arsenic	7440-38-2	E440	21.2 mg/kg	# 104	70.0	130	----
		Barium	7440-39-3	E440	788 mg/kg	# 105	70.0	130	----
		Beryllium	7440-41-7	E440	1.82 mg/kg	# 109	70.0	130	----
		Bismuth	7440-69-9	E440	1.78 mg/kg	# 117	70.0	130	----
		Cadmium	7440-43-9	E440	2.15 mg/kg	# 105	70.0	130	----
		Calcium	7440-70-2	E440	4904 mg/kg	# 107	70.0	130	----
		Chromium	7440-47-3	E440	56.9 mg/kg	# 110	70.0	130	----
		Cobalt	7440-48-4	E440	32 mg/kg	# 111	70.0	130	----
		Copper	7440-50-8	E440	969 mg/kg	# 110	70.0	130	----
		Iron	7439-89-6	E440	32740 mg/kg	# 109	70.0	130	----
		Lead	7439-92-1	E440	919 mg/kg	# 101	70.0	130	----
		Lithium	7439-93-2	E440	47.3 mg/kg	# 109	70.0	130	----
		Magnesium	7439-95-4	E440	7780 mg/kg	# 117	70.0	130	----
		Manganese	7439-96-5	E440	8639 mg/kg	# 108	70.0	130	----
		Molybdenum	7439-98-7	E440	25.1 mg/kg	# 104	70.0	130	----
		Nickel	7440-02-0	E440	1004 mg/kg	# 109	70.0	130	----
		Phosphorus	7723-14-0	E440	660 mg/kg	# 109	70.0	130	----
		Potassium	7440-09-7	E440	10820 mg/kg	# 111	70.0	130	----
		Selenium	7782-49-2	E440	1.04 mg/kg	# 97.0	60.0	140	----
		Silver	7440-22-4	E440	8.98 mg/kg	# 105	70.0	130	----
		Sodium	7440-23-5	E440	1771 mg/kg	# 115	70.0	130	----
		Strontium	7440-24-6	E440	41 mg/kg	# 107	70.0	130	----
		Sulfur	7704-34-9	E440	3935 mg/kg	# 102	50.0	150	----
		Thallium	7440-28-0	E440	0.907 mg/kg	# 105	70.0	130	----
		Tin	7440-31-5	E440	3.79 mg/kg	# 104	40.0	160	----
		Titanium	7440-32-6	E440	2786 mg/kg	# 111	70.0	130	----
		Tungsten	7440-33-7	E440	6.99 mg/kg	# 121	70.0	130	----
		Uranium	7440-61-1	E440	3.97 mg/kg	# 110	70.0	130	----
		Vanadium	7440-62-2	E440	66.2 mg/kg	# 109	70.0	130	----
		Zinc	7440-66-6	E440	828 mg/kg	# 110	70.0	130	----
		Zirconium	7440-67-7	E440	6.91 mg/kg	# 113	70.0	130	----



**Sub-Matrix: Soil**

Laboratory sample ID	Client sample ID	Analyte	CAS Number	Method	Reference Material (RM) Report				Qualifier
					RM	Recovery (%)	Recovery Limits (%)		
					Target Concentration	RM	Low	High	
<b>Metals(QC Lot: 2638144)</b>									
QC-MRG2-2638143001		Aluminum	7429-90-5	E440	22490 mg/kg	# 114	70.0	130	----
		Antimony	7440-36-0	E440	24.8 mg/kg	# 104	70.0	130	----
		Arsenic	7440-38-2	E440	21.2 mg/kg	# 98.9	70.0	130	----
		Barium	7440-39-3	E440	788 mg/kg	# 103	70.0	130	----
		Beryllium	7440-41-7	E440	1.82 mg/kg	# 109	70.0	130	----
		Bismuth	7440-69-9	E440	1.78 mg/kg	# 95.5	70.0	130	----
		Cadmium	7440-43-9	E440	2.15 mg/kg	# 106	70.0	130	----
		Calcium	7440-70-2	E440	4904 mg/kg	# 104	70.0	130	----
		Chromium	7440-47-3	E440	56.9 mg/kg	# 106	70.0	130	----
		Cobalt	7440-48-4	E440	32 mg/kg	# 102	70.0	130	----
		Copper	7440-50-8	E440	969 mg/kg	# 105	70.0	130	----
		Iron	7439-89-6	E440	32740 mg/kg	# 107	70.0	130	----
		Lead	7439-92-1	E440	919 mg/kg	# 101	70.0	130	----
		Lithium	7439-93-2	E440	47.3 mg/kg	# 109	70.0	130	----
		Magnesium	7439-95-4	E440	7780 mg/kg	# 109	70.0	130	----
		Manganese	7439-96-5	E440	8639 mg/kg	# 103	70.0	130	----
		Molybdenum	7439-98-7	E440	25.1 mg/kg	# 102	70.0	130	----
		Nickel	7440-02-0	E440	1004 mg/kg	# 104	70.0	130	----
		Phosphorus	7723-14-0	E440	660 mg/kg	# 112	70.0	130	----
		Potassium	7440-09-7	E440	10820 mg/kg	# 106	70.0	130	----
		Selenium	7782-49-2	E440	1.04 mg/kg	# 104	60.0	140	----
		Silver	7440-22-4	E440	8.98 mg/kg	# 101	70.0	130	----
		Sodium	7440-23-5	E440	1771 mg/kg	# 120	70.0	130	----
		Strontium	7440-24-6	E440	41 mg/kg	# 108	70.0	130	----
		Sulfur	7704-34-9	E440	3935 mg/kg	# 109	50.0	150	----
		Thallium	7440-28-0	E440	0.907 mg/kg	# 102	70.0	130	----
		Tin	7440-31-5	E440	3.79 mg/kg	# 106	40.0	160	----
		Titanium	7440-32-6	E440	2786 mg/kg	# 108	70.0	130	----
		Tungsten	7440-33-7	E440	6.99 mg/kg	# 117	70.0	130	----
		Uranium	7440-61-1	E440	3.97 mg/kg	# 115	70.0	130	----
		Vanadium	7440-62-2	E440	66.2 mg/kg	# 104	70.0	130	----
		Zinc	7440-66-6	E440	828 mg/kg	# 104	70.0	130	----
		Zirconium	7440-67-7	E440	6.91 mg/kg	# 114	70.0	130	----
<b>Speciated Metals(QC Lot: 2630937)</b>									
QC-2630937-001		Chromium, hexavalent [Cr VI]	18540-29-9	E532	197 mg/kg	# 89.2	70.0	130	----

Chain of Custody (COC) / Analytical Request Form

COC Number: 22 -

Page 1 of 4



Canada Toll Free: 1 800 668 9878

Report To		Reports / Recipients		Turnaround Time (TAT) Requested		Analysis Request					
Contact and company name below will appear on the final report		Select Report Format: <input checked="" type="checkbox"/> PDF <input checked="" type="checkbox"/> EXCEL <input checked="" type="checkbox"/> EDD (DIGITAL)		<input checked="" type="checkbox"/> Routine [R] if received by 3pm M-F - no surcharges apply <input type="checkbox"/> 4 day [P4] if received by 3pm M-F - 20% rush surcharge minimum <input type="checkbox"/> 3 day [P3] if received by 3pm M-F - 25% rush surcharge minimum <input type="checkbox"/> 2 day [P2] if received by 3pm M-F - 50% rush surcharge minimum <input type="checkbox"/> 1 day [E] if received by 3pm M-F - 100% rush surcharge minimum <input type="checkbox"/> Same day [E2] if received by 10am M-S - 200% rush surcharge.		AFFIX ALS BARCODE LABEL HERE (ALS use only)					
Company:	Active Earth Engineering Ltd.	Merge QC/QCI Reports with COA <input checked="" type="checkbox"/> YES <input type="checkbox"/> NO <input type="checkbox"/> N/A		Additional fees may apply to rush requests on weekends, statutory holidays and for non-routine tests.							
Contact:	Willem Sims	<input type="checkbox"/> Compare Results to Criteria on Report - provide details below if box checked Select Distribution: <input checked="" type="checkbox"/> EMAIL <input type="checkbox"/> MAIL <input type="checkbox"/> FAX		Date and Time Required for all E&P TATs: dd-mmm-yy hh:mm am/pm		For all tests with rush TATs requested, please contact your AM to confirm availability.					
Phone:	250-896-2969	Email 1 or Fax: labreports@activeearth.ca									
Company address below will appear on the final report		Email 2: willem.sims@activeearth.ca									
Street:	304- 2600 Gladys Avenue	Email 3: Richard.Doudero									
City/Province:	Abbotsford, BC	Invoice Recipients									
Postal Code:	V2S 0E9	Select Invoice Distribution: <input checked="" type="checkbox"/> EMAIL <input type="checkbox"/> MAIL <input type="checkbox"/> FAX									
Invoice To:	Same as Report To <input type="checkbox"/> YES <input checked="" type="checkbox"/> NO	Email 1 or Fax: ap@activeearth.ca									
Copy of Invoice with Report <input checked="" type="checkbox"/> YES <input type="checkbox"/> NO		Email 2:									
Company:	Active Earth Engineering Ltd.	Project Information									
Contact:	Angie Steidle	Oil and Gas Required Fields (client use)									
ALS Account # / Quote #:		AFE/Cost Center: N/A PO# N/A									
Job #: 4601-2		Major/Minor Code: N/A Routing Code: N/A									
PO / AFE: (same as Job #)		Requisitioner: N/A									
LSD: Elevated holding Area Demo		Location: N/A									
ALS Lab Work Order # (ALS use only): B 3282		ALS Contact: Brent Mack Sampler:									
ALS Sample # (ALS use only)	Sample Identification and/or Coordinates (This description will appear on the report)	Date (dd-mmm-yy)	Time (hh:mm)	Sample Type	NUMBER OF CONTAINERS	leph, heph, pah	car metals	Na Cl sat paste	SAMPLES ON HOLD	EXTENDED STORAGE REQUIRE	SUSPECTED HAZARD (see notes)
1	101-1	22-MAY-24		SOIL	3	X	X	X			
2	101-2				3				X		
3	102-1				3	X	X	X			
4	102-2				3	X	X	X			
5	103-1				3	X	X	X			
6	103-2				3	X	X	X			
7	104-1				3	X	X	X			
8	104-2				3	X	X	X			
9	105-1				3	X	X	X			
10	105-2				3	X	X	X			
11	106-1				3	X	X	X			
12	106-2				3				X		
Drinking Water (DW) Samples <sup>1</sup> (client use)		Selection by selecting from drop-down below (Excel COC only)		SAMPLE RECEIPT DETAILS (ALS use only)		Cooling Method: <input type="checkbox"/> NONE <input type="checkbox"/> ICE <input checked="" type="checkbox"/> ICE PACKS <input type="checkbox"/> FROZEN <input type="checkbox"/> COOLING INITIATED		Submission Comments identified on Sample Receipt Notification: <input type="checkbox"/> YES <input type="checkbox"/> NO		Cooler Custody Seals Intact: <input type="checkbox"/> YES <input type="checkbox"/> N/A Sample Custody Seals Intact: <input type="checkbox"/> YES <input type="checkbox"/> N/A	
Are samples taken from a Regulated DW System? <input type="checkbox"/> YES <input checked="" type="checkbox"/> NO		Paint chip samples from parking structure		INITIAL COOLER TEMPERATURES °C		FINAL COOLER TEMPERATURES °C		15		15	
Are samples for human consumption/ use? <input type="checkbox"/> YES <input checked="" type="checkbox"/> NO		SHIPMENT RELEASE (client use)		INITIAL SHIPMENT RECEPTION (ALS use only)		FINAL SHIPMENT RECEPTION (ALS use only)					
Released by: [Signature]		Date: May 26, 2025		Received by: [Signature]		Date: 26-MAY		Time: 10pm			

Environmental Division  
Vancouver  
Work Order Reference  
VA26B3282



Telephone : +1 604 253 4188

REFER TO BACK PAGE FOR ALS LOCATIONS AND SAMPLING INFORMATION

WHITE - LABORATORY COPY YELLOW - CLIENT COPY

Failure to complete all portions of this form may delay analysis. Please fill in this form LEGIBLY. By the use of this form the user acknowledges and agrees with the Terms and Conditions as specified on the back page of the white - report copy.

1. If any water samples are taken from a Regulated Drinking Water (DW) System, please submit using an Authorized DW COC form.



www.alsglobal.com

Chain of Custody (COC) / Analytical Request Form

Canada Toll Free: 1 800 668 9878

COC Number: 22 -

Page 2 of 4

<b>Report To</b> Contact and company name below will appear on the final report		<b>Reports / Recipients</b>			<b>Turnaround Time (TAT) Requested</b>			<b>AFFIX ALS BARCODE LABEL HERE (ALS use only)</b>																																																																																		
Company:	Active Earth Engineering Ltd.	Select Report Format:	<input type="checkbox"/> PDF <input checked="" type="checkbox"/> EXCEL <input checked="" type="checkbox"/> EDD (DIGITAL)	<input checked="" type="checkbox"/> Routine [R] if received by 3pm M-F - no surcharges apply <input type="checkbox"/> 4 day [P4] if received by 3pm M-F - 20% rush surcharge minimum <input type="checkbox"/> 3 day [P3] if received by 3pm M-F - 25% rush surcharge minimum <input type="checkbox"/> 2 day [P2] if received by 3pm M-F - 50% rush surcharge minimum <input type="checkbox"/> 1 day [E] if received by 3pm M-F - 100% rush surcharge minimum <input type="checkbox"/> Same day [E2] if received by 10am M-S - 200% rush surcharge.																																																																																						
Contact:	Willem Sims	Merge QC/QCI Reports with COA	<input checked="" type="checkbox"/> YES <input type="checkbox"/> NO <input type="checkbox"/> N/A	Additional fees may apply to rush requests on weekends, statutory holidays and for non-routine tests.																																																																																						
Phone:	250-896-2969	Compare Results to Criteria on Report - provide details below if box checked	<input type="checkbox"/>	Date and Time Required for all E&P TATs: dd-mmm-yy hh:mm am/pm																																																																																						
Company address below will appear on the final report		Select Distribution:	<input checked="" type="checkbox"/> EMAIL <input type="checkbox"/> MAIL <input type="checkbox"/> FAX	For all tests with rush TATs requested, please contact your AM to confirm availability.			<b>Analysis Request</b>																																																																																			
Street:	304- 2600 Gladys Avenue	Email 1 or Fax	labreports@activeearth.ca				<table border="1"> <tr> <th colspan="8">Indicate Filtered (F), Preserved (P) or Filtered and Preserved (F/P) below</th> <th rowspan="10">SAMPLES ON HOLD</th> <th rowspan="10">EXTENDED STORAGE REQUIRE</th> <th rowspan="10">SUSPECTED HAZARD (see notes)</th> </tr> <tr> <td></td><td></td><td></td><td></td><td></td><td></td><td></td><td></td> </tr> <tr> <td></td><td></td><td></td><td></td><td></td><td></td><td></td><td></td> </tr> <tr> <td></td><td></td><td></td><td></td><td></td><td></td><td></td><td></td> </tr> <tr> <td></td><td></td><td></td><td></td><td></td><td></td><td></td><td></td> </tr> <tr> <td></td><td></td><td></td><td></td><td></td><td></td><td></td><td></td> </tr> <tr> <td></td><td></td><td></td><td></td><td></td><td></td><td></td><td></td> </tr> <tr> <td></td><td></td><td></td><td></td><td></td><td></td><td></td><td></td> </tr> <tr> <td></td><td></td><td></td><td></td><td></td><td></td><td></td><td></td> </tr> <tr> <td></td><td></td><td></td><td></td><td></td><td></td><td></td><td></td> </tr> </table>	Indicate Filtered (F), Preserved (P) or Filtered and Preserved (F/P) below								SAMPLES ON HOLD	EXTENDED STORAGE REQUIRE	SUSPECTED HAZARD (see notes)																																																																								
Indicate Filtered (F), Preserved (P) or Filtered and Preserved (F/P) below								SAMPLES ON HOLD	EXTENDED STORAGE REQUIRE	SUSPECTED HAZARD (see notes)																																																																																
City/Province:	Abbotsford, BC	Email 2	willem.sims@activeearth.ca																																																																																							
Postal Code:	V2S 0E9	Email 3	richard.plover@activeearth.ca																																																																																							
Invoice To	Same as Report To <input type="checkbox"/> YES <input checked="" type="checkbox"/> NO	<b>Invoice Recipients</b>																																																																																								
	Copy of Invoice with Report <input checked="" type="checkbox"/> YES <input type="checkbox"/> NO	Select Invoice Distribution:	<input checked="" type="checkbox"/> EMAIL <input type="checkbox"/> MAIL <input type="checkbox"/> FAX																																																																																							
Company:	Active Earth Engineering Ltd.	Email 1 or Fax	ap@activeearth.ca																																																																																							
Contact:	Angie Steidle	Email 2																																																																																								
<b>Project Information</b>		<b>Oil and Gas Required Fields (client use)</b>																																																																																								
ALS Account # / Quote #:		AFE/Cost Center:	N/A	PO#:	N/A																																																																																					
Job #:	4601-2	Major/Minor Code:	N/A	Routing Code:	N/A																																																																																					
PO / AFE:	(same as Job #)	Requisitioner:	N/A																																																																																							
LSD:	Elevated holding Area Demo	Location:	N/A																																																																																							
ALS Lab Work Order # (ALS use only):		ALS Contact:	Brent Mack	Sampler:																																																																																						
ALS Sample # (ALS use only)	Sample Identification and/or Coordinates (This description will appear on the report)	Date (dd-mmm-yy)	Time (hh:mm)	Sample Type	NUMBER OF CONTAINERS	leah, heph, pah	csr metals	Na Cl sat. paste																																																																																		
13	107-1	22-MAY-26		SOIL	3	X	X	X																																																																																		
14	107-2				3						X																																																																															
15	108-1				3	X	X	X																																																																																		
16	109-1				3	X	X	X																																																																																		
17	109-2				3						X																																																																															
18	110-1				3	X	X	X																																																																																		
19	110-2				3						X																																																																															
20	111-1				3	X	X	X																																																																																		
21	111-2				3						X																																																																															
22	112-1	25-MAY-26			3	X	X	X																																																																																		
23	112-2				3						X																																																																															
24	113-1				3	X	X	X																																																																																		
Drinking Water (DW) Samples <sup>1</sup> (client use)		Notes / Specify Limits for result evaluation by selecting from drop-down below (Excel COC only)			SAMPLE RECEIPT DETAILS (ALS use only)																																																																																					
Are samples taken from a Regulated DW System? <input type="checkbox"/> YES <input checked="" type="checkbox"/> NO					Cooling Method: <input type="checkbox"/> NONE <input type="checkbox"/> ICE <input type="checkbox"/> ICE PACKS <input type="checkbox"/> FROZEN <input type="checkbox"/> COOLING INITIATED																																																																																					
Are samples for human consumption/ use? <input type="checkbox"/> YES <input checked="" type="checkbox"/> NO		Paint chip samples from parking structure			Submission Comments identified on Sample Receipt Notification: <input type="checkbox"/> YES <input checked="" type="checkbox"/> NO																																																																																					
					Cooler Custody Seals Intact: <input type="checkbox"/> YES <input type="checkbox"/> N/A Sample Custody Seals Intact: <input type="checkbox"/> YES <input type="checkbox"/> N/A																																																																																					
					INITIAL COOLER TEMPERATURES °C																																																																																					
					FINAL COOLER TEMPERATURES °C																																																																																					
SHIPMENT RELEASE (client use)		INITIAL SHIPMENT RECEPTION (ALS use only)			FINAL SHIPMENT RECEPTION (ALS use only)																																																																																					
Released by:	AS -	Date:	May 26,	Time:	Received by:	Date:																																																																																				

REFER TO BACK PAGE FOR ALS LOCATIONS AND SAMPLING INFORMATION

WHITE - LABORATORY COPY YELLOW - CLIENT COPY

FEB 2022 FRONT

Failure to complete all portions of this form may delay analysis. Please fill in this form LEGIBLY. By the use of this form the user acknowledges and agrees with the Terms and Conditions as specified on the back page of the white - report copy.

1. If any water samples are taken from a Regulated Drinking Water (DW) System, please submit using an Authorized DW COC form.

### Chain of Custody (COC) / Analytical Request Form

COC Number: **22 -**

Page **3** of **4**



www.alsglobal.com

Canada Toll Free: 1 800 668 9878

<b>Report To</b> Contact and company name below will appear on the final report		<b>Reports / Recipients</b>			<b>Turnaround Time (TAT) Requested</b>				<b>AFFIX ALS BARCODE LABEL HERE (ALS use only)</b>																																																																																																																																																																										
Company:	Active Earth Engineering Ltd.	Select Report Format: <input checked="" type="checkbox"/> PDF <input checked="" type="checkbox"/> EXCEL <input checked="" type="checkbox"/> EDD (DIGITAL)			<input checked="" type="checkbox"/> Routine [R] if received by 3pm M-F - no surcharges apply <input type="checkbox"/> 4 day [P4] if received by 3pm M-F - 20% rush surcharge minimum <input type="checkbox"/> 3 day [P3] if received by 3pm M-F - 25% rush surcharge minimum <input type="checkbox"/> 2 day [P2] if received by 3pm M-F - 50% rush surcharge minimum <input type="checkbox"/> 1 day [E] if received by 3pm M-F - 100% rush surcharge minimum <input type="checkbox"/> Same day [E2] if received by 10am M-S - 200% rush surcharge.																																																																																																																																																																														
Contact:	Willem Sims	Merge QC/QCI Reports with COA <input checked="" type="checkbox"/> YES <input type="checkbox"/> NO <input type="checkbox"/> N/A			Additional fees may apply to rush requests on weekends, statutory holidays and for non-routine tests.																																																																																																																																																																														
Phone:	250-896-2969	Compare Results to Criteria on Report - provide details below if box checked			Date and Time Required for all E&P TATs:				dd-mmm-yy hh:mm am/pm																																																																																																																																																																										
Company address below will appear on the final report		Select Distribution: <input checked="" type="checkbox"/> EMAIL <input type="checkbox"/> MAIL <input type="checkbox"/> FAX			For all tests with rush TATs requested, please contact your AM to confirm availability.																																																																																																																																																																														
Street:	304- 2800 Gladys Avenue	Email 1 or Fax labreports@activeearth.ca			<b>Analysis Request</b>																																																																																																																																																																														
City/Province:	Abbotsford, BC	Email 2 willem.sims@activeearth.ca			Indicate Filtered (F), Preserved (P) or Filtered and Preserved (F/P) below																																																																																																																																																																														
Postal Code:	V2S 0E9	Email 3 <i>Richard.Plouffe@</i>			<table border="1" style="width: 100%; border-collapse: collapse;"> <tr> <th rowspan="2" style="writing-mode: vertical-rl; transform: rotate(180deg);">NUMBER OF CONTAINER</th> <th colspan="10"></th> <th rowspan="2" style="writing-mode: vertical-rl; transform: rotate(180deg);">SAMPLES ON HOLD</th> <th rowspan="2" style="writing-mode: vertical-rl; transform: rotate(180deg);">EXTENDED STORAGE REQUIRE</th> <th rowspan="2" style="writing-mode: vertical-rl; transform: rotate(180deg);">SUSPECTED HAZARD (see notes)</th> </tr> <tr> <th>lept, hept, pah</th> <th>csr metals</th> <th>Na Cl sat paste</th> <th></th><th></th><th></th><th></th><th></th><th></th><th></th><th></th> </tr> <tr> <td>3</td> <td></td><td></td><td></td><td></td><td></td><td></td><td></td><td></td><td></td><td></td><td></td><td></td><td></td><td></td><td></td> </tr> <tr> <td>3</td> <td>X</td><td>X</td><td>X</td><td></td><td></td><td></td><td></td><td></td><td></td><td></td><td></td><td></td><td>X</td><td></td><td></td> </tr> <tr> <td>3</td> <td></td><td></td><td></td><td></td><td></td><td></td><td></td><td></td><td></td><td></td><td></td><td></td><td>X</td><td></td><td></td> </tr> <tr> <td>3</td> <td>X</td><td>X</td><td>X</td><td></td><td></td><td></td><td></td><td></td><td></td><td></td><td></td><td></td><td></td><td></td><td></td> </tr> <tr> <td>3</td> <td>X</td><td>X</td><td>X</td><td></td><td></td><td></td><td></td><td></td><td></td><td></td><td></td><td></td><td></td><td></td><td></td> </tr> <tr> <td>3</td> <td>X</td><td>X</td><td>X</td><td></td><td></td><td></td><td></td><td></td><td></td><td></td><td></td><td></td><td></td><td></td><td></td> </tr> <tr> <td>3</td> <td>X</td><td>X</td><td>X</td><td></td><td></td><td></td><td></td><td></td><td></td><td></td><td></td><td></td><td></td><td></td><td></td> </tr> <tr> <td>3</td> <td>X</td><td>X</td><td>X</td><td></td><td></td><td></td><td></td><td></td><td></td><td></td><td></td><td></td><td></td><td></td><td></td> </tr> <tr> <td>3</td> <td>X</td><td>X</td><td>X</td><td></td><td></td><td></td><td></td><td></td><td></td><td></td><td></td><td></td><td>X</td><td></td><td></td> </tr> </table>						NUMBER OF CONTAINER											SAMPLES ON HOLD	EXTENDED STORAGE REQUIRE	SUSPECTED HAZARD (see notes)	lept, hept, pah	csr metals	Na Cl sat paste									3																3	X	X	X										X			3													X			3	X	X	X													3	X	X	X													3	X	X	X													3	X	X	X													3	X	X	X													3	X	X	X										X		
NUMBER OF CONTAINER												SAMPLES ON HOLD	EXTENDED STORAGE REQUIRE	SUSPECTED HAZARD (see notes)																																																																																																																																																																					
	lept, hept, pah	csr metals	Na Cl sat paste																																																																																																																																																																																
3																																																																																																																																																																																			
3	X	X	X																X																																																																																																																																																																
3																			X																																																																																																																																																																
3	X	X	X																																																																																																																																																																																
3	X	X	X																																																																																																																																																																																
3	X	X	X																																																																																																																																																																																
3	X	X	X																																																																																																																																																																																
3	X	X	X																																																																																																																																																																																
3	X	X	X										X																																																																																																																																																																						
Invoice To		Invoice Recipients																																																																																																																																																																																	
Same as Report To <input type="checkbox"/> YES <input checked="" type="checkbox"/> NO		Select Invoice Distribution: <input checked="" type="checkbox"/> EMAIL <input type="checkbox"/> MAIL <input type="checkbox"/> FAX																																																																																																																																																																																	
Copy of Invoice with Report <input checked="" type="checkbox"/> YES <input type="checkbox"/> NO		Email 1 or Fax ap@activeearth.ca																																																																																																																																																																																	
Company: Active Earth Engineering Ltd.		Email 2																																																																																																																																																																																	
Contact: Angie Steidle		Email 3																																																																																																																																																																																	
<b>Project Information</b>				<b>Oil and Gas Required Fields (client use)</b>																																																																																																																																																																															
ALS Account # / Quote #:		AFE/Cost Center: N/A		PO#: N/A																																																																																																																																																																															
Job #: 4601-2		Major/Minor Code: N/A		Routing Code: N/A																																																																																																																																																																															
PO / AFE: (same as Job #)		Requisitioner: N/A																																																																																																																																																																																	
LSD: Elevated holding Area Demo		Location: N/A																																																																																																																																																																																	
ALS Lab Work Order # (ALS use only):		ALS Contact: Brent Mack		Sampler:																																																																																																																																																																															
ALS Sample # (ALS use only)		Sample identification and/or Coordinates (This description will appear on the report)		Date (dd-mmm-yy)	Time (hh:mm)	Sample Type																																																																																																																																																																													
25	113-2	25-MAY-26	SOIL			3																																																																																																																																																																													
26	114-1					3	X	X	X					X																																																																																																																																																																					
27	114-2					3								X																																																																																																																																																																					
28	115-1					3	X	X	X																																																																																																																																																																										
29	116-1					3	X	X	X																																																																																																																																																																										
30	116-2					3								X																																																																																																																																																																					
31	117-1					3	X	X	X																																																																																																																																																																										
32	117-2					3								X																																																																																																																																																																					
33	118-1					3	X	X	X																																																																																																																																																																										
34	118-2					2								X																																																																																																																																																																					
35	119-1					3	X	X	X																																																																																																																																																																										
36	119-2					3								X																																																																																																																																																																					

REFER TO BACK PAGE FOR ALS LOCATIONS AND SAMPLING INFORMATION

Failure to complete all portions of this form may delay analysis. Please fill in this form LEGIBLY. By the use of this form the user acknowledges and agrees with the Terms and Conditions as specified on the back page of the white - report copy.

1. If any water samples are taken from a Regulated Drinking Water (DW) System, please submit using an Authorized DW COC form.

Chain of Custody (COC) / Analytical Request Form

COC Number: 22 -

Page 4 of 4



Canada Toll Free: 1 800 668 9878

<b>Report To</b> Contact and company name below will appear on the final report		<b>Reports / Recipients</b>			<b>Turnaround Time (TAT) Requested</b>				AFFIX ALS BARCODE LABEL HERE (ALS use only)																																																																																																											
Company:	Active Earth Engineering Ltd.	Select Report Format: <input checked="" type="checkbox"/> PDF <input checked="" type="checkbox"/> EXCEL <input checked="" type="checkbox"/> EDD (DIGITAL)			<input checked="" type="checkbox"/> Routine [R] If received by 3pm M-F - no surcharges apply <input type="checkbox"/> 4 day [P4] If received by 3pm M-F - 20% rush surcharge minimum <input type="checkbox"/> 3 day [P3] If received by 3pm M-F - 25% rush surcharge minimum <input type="checkbox"/> 2 day [P2] If received by 3pm M-F - 50% rush surcharge minimum <input type="checkbox"/> 1 day [E] If received by 3pm M-F - 100% rush surcharge minimum <input type="checkbox"/> Same day [E2] If received by 10am M-S - 200% rush surcharge.																																																																																																															
Contact:	Willem Sims	Merge QC/QCI Reports with COA <input checked="" type="checkbox"/> YES <input type="checkbox"/> NO <input type="checkbox"/> N/A			Additional fees may apply to rush requests on weekends, statutory holidays and for non-routine tests.																																																																																																															
Phone:	250-896-2969	<input type="checkbox"/> Compare Results to Criteria on Report - provide details below if box checked Select Distribution: <input checked="" type="checkbox"/> EMAIL <input type="checkbox"/> MAIL <input type="checkbox"/> FAX			Date and Time Required for all E&P TATs: dd-mmm-yy hh:mm am/pm																																																																																																															
Company address below will appear on the final report		Email 1 or Fax labreports@activeearth.ca			For all tests with rush TATs requested, please contact your AM to confirm availability.				ANALYSIS REQUEST																																																																																																											
Street:	304- 2600 Gladys Avenue	Email 2 willem.sims@activeearth.ca			Indicate Filtered (F), Preserved (P) or Filtered and Preserved (F/P) below																																																																																																															
City/Province:	Abbotsford, BC	Email 3 Richard.Ploeder@''			<table border="1"> <tr> <th rowspan="2">NUMBER OF CONTAINER</th> <th rowspan="2">leph, heph, pah</th> <th rowspan="2">csr metals</th> <th rowspan="2">Na Cl salt/paste</th> <th colspan="12">Indicate Filtered (F), Preserved (P) or Filtered and Preserved (F/P) below</th> <th rowspan="2">SAMPLES ON HOLD</th> <th rowspan="2">EXTENDED STORAGE REQUIRE</th> <th rowspan="2">SUSPECTED HAZARD (see notes)</th> </tr> <tr> <th></th><th></th><th></th><th></th><th></th><th></th><th></th><th></th><th></th><th></th><th></th><th></th><th></th><th></th><th></th> </tr> <tr> <td>3</td> <td>X</td> <td>X</td> <td>X</td> <td></td><td></td><td></td><td></td><td></td><td></td><td></td><td></td><td></td><td></td><td></td><td></td><td></td><td></td><td></td> </tr> <tr> <td>3</td> <td>X</td> <td>X</td> <td>X</td> <td></td><td></td><td></td><td></td><td></td><td></td><td></td><td></td><td></td><td></td><td></td><td></td><td></td><td></td><td></td> </tr> <tr> <td>3</td> <td></td> <td></td> <td></td> <td></td><td></td><td></td><td></td><td></td><td></td><td></td><td></td><td></td><td></td><td></td><td></td><td></td><td>X</td> </tr> <tr> <td>2</td> <td>X</td> <td>X</td> <td>X</td> <td></td><td></td><td></td><td></td><td></td><td></td><td></td><td></td><td></td><td></td><td></td><td></td><td></td><td></td> </tr> </table>				NUMBER OF CONTAINER	leph, heph, pah	csr metals	Na Cl salt/paste	Indicate Filtered (F), Preserved (P) or Filtered and Preserved (F/P) below												SAMPLES ON HOLD	EXTENDED STORAGE REQUIRE	SUSPECTED HAZARD (see notes)																3	X	X	X																3	X	X	X																3																	X	2	X	X	X														
NUMBER OF CONTAINER	leph, heph, pah	csr metals	Na Cl salt/paste	Indicate Filtered (F), Preserved (P) or Filtered and Preserved (F/P) below												SAMPLES ON HOLD	EXTENDED STORAGE REQUIRE	SUSPECTED HAZARD (see notes)																																																																																																		
3	X	X	X																																																																																																																	
3	X	X	X																																																																																																																	
3																					X																																																																																															
2	X	X	X																																																																																																																	
Postal Code:	V2S 0E9	Invoice Recipients							Select Invoice Distribution: <input checked="" type="checkbox"/> EMAIL <input type="checkbox"/> MAIL <input type="checkbox"/> FAX Email 1 or Fax ap@activeearth.ca Email 2																																																																																																											
Invoice To	Same as Report To <input type="checkbox"/> YES <input checked="" type="checkbox"/> NO	Select Invoice Distribution: <input checked="" type="checkbox"/> EMAIL <input type="checkbox"/> MAIL <input type="checkbox"/> FAX																																																																																																																		
Company:	Active Earth Engineering Ltd.	Project Information							Oil and Gas Required Fields (client use) AFE/Cost Center: N/A PO# N/A Major/Minor Code: N/A Routing Code: N/A Requisitioner: N/A Location: N/A																																																																																																											
Contact:	Angie Steidle	ALS Account # / Quote #:																																																																																																																		
Job #: 4601-2		ALS Lab Work Order # (ALS use only):																																																																																																																		
PO / AFE: (same as Job #)		ALS Contact: Brent Mack																																																																																																																		
LSD: Elevated holding Area Demo		Sampler:																																																																																																																		
ALS Sample # (ALS use only)	Sample Identification and/or Coordinates (This description will appear on the report)	Date (dd-mmm-yy)	Time (hh:mm)	Sample Type																																																																																																																
37	120-1	25-MAY-26		SOIC	3	X	X	X																																																																																																												
38	121-1	↓		↓	3	X	X	X																																																																																																												
39	121-2	↓		↓	3												X																																																																																																			
40	122-1	↓		↓	2	X	X	X																																																																																																												
<b>Drinking Water (DW) Samples<sup>1</sup> (client use)</b>		Notes / Specify Limits for result evaluation by selecting from drop-down below (Excel COC only)			<b>SAMPLE RECEIPT DETAILS (ALS use only)</b>																																																																																																															
Are samples taken from a Regulated DW System? <input type="checkbox"/> YES <input checked="" type="checkbox"/> NO		Paint chip samples from parking structure			Cooling Method: <input type="checkbox"/> NONE <input type="checkbox"/> ICE <input type="checkbox"/> ICE PACKS <input type="checkbox"/> FROZEN <input type="checkbox"/> COOLING INITIATED																																																																																																															
Are samples for human consumption/ use? <input type="checkbox"/> YES <input checked="" type="checkbox"/> NO					Submission Comments identified on Sample Receipt Notification: <input type="checkbox"/> YES <input type="checkbox"/> NO																																																																																																															
					Cooler Custody Seals Intact: <input type="checkbox"/> YES <input type="checkbox"/> N/A Sample Custody Seals Intact: <input type="checkbox"/> YES <input type="checkbox"/> N/A																																																																																																															
					INITIAL COOLER TEMPERATURES °C				FINAL COOLER TEMPERATURES °C																																																																																																											
<b>SHIPMENT RELEASE (client use)</b>				<b>INITIAL SHIPMENT RECEPTION (ALS use only)</b>				<b>FINAL SHIPMENT RECEPTION (ALS use only)</b>																																																																																																												
Released by: [Signature]	Date: May 26, 2026	Time:	Received by:	Date:	Time:	Received by:	Date:	Time:																																																																																																												

REFER TO BACK PAGE FOR ALS LOCATIONS AND SAMPLING INFORMATION

WHITE - LABORATORY COPY YELLOW - CLIENT COPY

FEB 2022 FRONT

Failure to complete all portions of this form may delay analysis. Please fill in this form LEGIBLY. By the use of this form the user acknowledges and agrees with the Terms and Conditions as specified on the back page of the white - report copy.

1. If any water samples are taken from a Regulated Drinking Water (DW) System, please submit using an Authorized DW COC form.



www.alsglobal.com

Chain of Custody (COC) / Analytical Request Form

Canada Toll Free: 1 800 668 9878

COC Number: 22 -

Page 1 of 4

<b>Report To</b> Contact and company name below will appear on the final report		<b>Reports / Recipients</b>			<b>Turnaround Time (TAT) Requested</b>				<b>AFFIX ALS BARCODE LABEL HERE (ALS use only)</b>																																																										
Company:	Active Earth Engineering Ltd.	Select Report Format: <input checked="" type="checkbox"/> PDF <input checked="" type="checkbox"/> EXCEL <input checked="" type="checkbox"/> EDD (DIGITAL)			<input checked="" type="checkbox"/> Routine [R] if received by 3pm M-F - no surcharges apply <input type="checkbox"/> 4 day [P4] if received by 3pm M-F - 20% rush surcharge minimum <input type="checkbox"/> 3 day [P3] if received by 3pm M-F - 25% rush surcharge minimum <input type="checkbox"/> 2 day [P2] if received by 3pm M-F - 50% rush surcharge minimum <input type="checkbox"/> 1 day [E] if received by 3pm M-F - 100% rush surcharge minimum <input type="checkbox"/> Same day [E2] if received by 10am M-S - 200% rush surcharge.																																																														
Contact:	Willem Sims	Merge QC/QCI Reports with COA <input checked="" type="checkbox"/> YES <input type="checkbox"/> NO <input type="checkbox"/> N/A			Additional fees may apply to rush requests on weekends, statutory holidays and for non-routine tests.																																																														
Phone:	250-896-2969	<input type="checkbox"/> Compare Results to Criteria on Report - provide details below if box checked			Date and Time Required for all E&P TATs: dd-mmm-yy hh:mm am/pm																																																														
Company address below will appear on the final report		Select Distribution: <input checked="" type="checkbox"/> EMAIL <input type="checkbox"/> MAIL <input type="checkbox"/> FAX			For all tests with rush TATs requested, please contact your AM to confirm availability.																																																														
Street:	304- 2600 Gladys Avenue	Email 1 or Fax labreports@activeearth.ca																																																																	
City/Province:	Abbotsford, BC	Email 2 willem.sims@activeearth.ca																																																																	
Postal Code:	V2S 0E9	Email 3 <i>Richard.Plouffe@</i>																																																																	
Invoice To	Same as Report To <input type="checkbox"/> YES <input checked="" type="checkbox"/> NO	<b>Invoice Recipients</b>			<b>Analysis Request</b>																																																														
Company:	Active Earth Engineering Ltd.	Select Invoice Distribution: <input checked="" type="checkbox"/> EMAIL <input type="checkbox"/> MAIL <input type="checkbox"/> FAX			Indicate Filtered (F), Preserved (P) or Filtered and Preserved (FP) below																																																														
Contact:	Angie Steidle	Email 1 or Fax ap@activeearth.ca																																																																	
<b>Project Information</b>		<b>Oil and Gas Required Fields (client use)</b>																																																																	
ALS Account # / Quote #:		AFE/Cost Center:	N/A	PO#:	N/A	<table border="1"> <tr> <th rowspan="5">NUMBER OF CONTAINER</th> <th rowspan="5">leph, heph, pah</th> <th rowspan="5">csr metals</th> <th rowspan="5">Na Cl eat paste</th> <th colspan="10"></th> <th rowspan="5">SAMPLES ON HOLD</th> <th rowspan="5">EXTENDED STORAGE REQUIRE</th> <th rowspan="5">SUSPECTED HAZARD (see notes)</th> </tr> <tr><td colspan="10"></td></tr> <tr><td colspan="10"></td></tr> <tr><td colspan="10"></td></tr> <tr><td colspan="10"></td></tr> </table>					NUMBER OF CONTAINER	leph, heph, pah	csr metals	Na Cl eat paste											SAMPLES ON HOLD	EXTENDED STORAGE REQUIRE	SUSPECTED HAZARD (see notes)																																								
NUMBER OF CONTAINER	leph, heph, pah	csr metals	Na Cl eat paste												SAMPLES ON HOLD	EXTENDED STORAGE REQUIRE	SUSPECTED HAZARD (see notes)																																																		
Job #:	4601-2	Major/Minor Code:	N/A	Routing Code:	N/A																																																														
PO / AFE:	(same as Job #)	Requisitioner:	N/A																																																																
LSD:	Elevated holding Area Demo	Location:	N/A																																																																
ALS Lab Work Order # (ALS use only):	<i>B 3282</i>	ALS Contact:	Brent Mack	Sampler:																																																															
ALS Sample # (ALS use only)	Sample Identification and/or Coordinates (This description will appear on the report)	Date (dd-mmm-yy)	Time (hh:mm)	Sample Type																																																															
1	101-1	22-MAY-26		SOIL	3	X	X	X																																																											
2	101-2				3	X	X	X							X																																																				
3	102-1				3	X	X	X							X																																																				
4	102-2				3	X	X	X							X																																																				
5	103-1				3	X	X	X							X																																																				
6	103-2				3	X	X	X							X																																																				
7	104-1				3	X	X	X							X																																																				
8	104-2				3	X	X	X							X																																																				
9	105-1				3	X	X	X							X																																																				
10	105-2				3	X	X	X							X																																																				
11	106-1				3	X	X	X							X																																																				
12	106-2				3	X	X	X							X																																																				

Environmental Division  
Vancouver  
Work Order Reference  
**VA26B3282**



Telephone : +1 604 253 4188

REFER TO BACK PAGE FOR ALS LOCATIONS AND SAMPLING INFORMATION  
 Failure to complete all portions of this form may delay analysis. Please fill in this form LEGIBLY. By the use of this form the user acknowledges and agrees with the Terms and Conditions as specified on the back page of the white - report copy.  
 1. If any water samples are taken from a Regulated Drinking Water (DW) System, please submit using an Authorized DW COC form.



### Chain of Custody (COC) / Analytical Request Form

COC Number: **22 -**

Page **3** of **4**



www.alsglobal.com

Canada Toll Free: 1 800 668 9878

<b>Report To</b> Contact and company name below will appear on the final report		<b>Reports / Recipients</b>			<b>Turnaround Time (TAT) Requested</b>				<b>AFFIX ALS BARCODE LABEL HERE (ALS use only)</b>																																																																																																																																																																											
Company:	Active Earth Engineering Ltd.	Select Report Format: <input checked="" type="checkbox"/> PDF <input checked="" type="checkbox"/> EXCEL <input checked="" type="checkbox"/> EDD (DIGITAL)			<input checked="" type="checkbox"/> Routine [R] if received by 3pm M-F - no surcharges apply <input type="checkbox"/> 4 day [P4] if received by 3pm M-F - 20% rush surcharge minimum <input type="checkbox"/> 3 day [P3] if received by 3pm M-F - 25% rush surcharge minimum <input type="checkbox"/> 2 day [P2] if received by 3pm M-F - 50% rush surcharge minimum <input type="checkbox"/> 1 day [E] if received by 3pm M-F - 100% rush surcharge minimum <input type="checkbox"/> Same day [E2] if received by 10am M-S - 200% rush surcharge.																																																																																																																																																																															
Contact:	Willem Sims	Merge QC/QCI Reports with COA <input checked="" type="checkbox"/> YES <input type="checkbox"/> NO <input type="checkbox"/> N/A			Additional fees may apply to rush requests on weekends, statutory holidays and for non-routine tests.																																																																																																																																																																															
Phone:	250-896-2969	<input type="checkbox"/> Compare Results to Criteria on Report - provide details below if box checked Select Distribution: <input checked="" type="checkbox"/> EMAIL <input type="checkbox"/> MAIL <input type="checkbox"/> FAX			Date and Time Required for all E&P TATs: dd-mmm-yy hh:mm am/pm																																																																																																																																																																															
Company address below will appear on the final report		Email 1 or Fax labreports@activeearth.ca			For all tests with rush TATs requested, please contact your AM to confirm availability.				<b>ANALYSIS REQUEST</b>																																																																																																																																																																											
Street:	304- 2600 Gladys Avenue	Email 2 willem.sims@activeearth.ca			Indicate Filtered (F), Preserved (P) or Filtered and Preserved (F/P) below NUMBER OF CONTAINER leph, heph, pah   csr metals   Na Cl set paste																																																																																																																																																																															
City/Province:	Abbotsford, BC	Email 3 <i>Richard.pleunde@</i>							SAMPLES ON HOLD   EXTENDED STORAGE REQUIRE   SUSPECTED HAZARD (see notes)																																																																																																																																																																											
Postal Code:	V2S 0E9	Select Invoice Distribution: <input checked="" type="checkbox"/> EMAIL <input type="checkbox"/> MAIL <input type="checkbox"/> FAX																																																																																																																																																																																		
<b>Invoice To</b>		<b>Invoice Recipients</b>			<table border="1" style="width: 100%; border-collapse: collapse;"> <thead> <tr> <th>ALS Sample # (ALS use only)</th> <th>Sample Identification and/or Coordinates (This description will appear on the report)</th> <th>Date (dd-mmm-yy)</th> <th>Time (hh:mm)</th> <th>Sample Type</th> <th>leph</th> <th>heph</th> <th>pah</th> <th>csr metals</th> <th>Na Cl set paste</th> <th>SAMPLES ON HOLD</th> <th>EXTENDED STORAGE REQUIRE</th> <th>SUSPECTED HAZARD (see notes)</th> </tr> </thead> <tbody> <tr> <td>25</td> <td>113-2</td> <td>25-MAY-26</td> <td></td> <td>SOIL</td> <td></td> <td></td> <td></td> <td></td> <td></td> <td></td> <td></td> <td></td> </tr> <tr> <td>26</td> <td>114-1</td> <td></td> <td></td> <td></td> <td>X</td> <td>X</td> <td>X</td> <td></td> <td></td> <td></td> <td></td> <td></td> </tr> <tr> <td>27</td> <td>114-2</td> <td></td> <td></td> <td></td> <td></td> <td></td> <td></td> <td></td> <td></td> <td></td> <td>X</td> <td></td> </tr> <tr> <td>28</td> <td>115-1</td> <td></td> <td></td> <td></td> <td>X</td> <td>X</td> <td>X</td> <td></td> <td></td> <td></td> <td></td> <td></td> </tr> <tr> <td>29</td> <td>116-1</td> <td></td> <td></td> <td></td> <td>X</td> <td>X</td> <td>X</td> <td></td> <td></td> <td></td> <td></td> <td></td> </tr> <tr> <td>30</td> <td>116-2</td> <td></td> <td></td> <td></td> <td></td> <td></td> <td></td> <td></td> <td></td> <td></td> <td>X</td> <td></td> </tr> <tr> <td>31</td> <td>117-1</td> <td></td> <td></td> <td></td> <td>X</td> <td>X</td> <td>X</td> <td></td> <td></td> <td></td> <td></td> <td></td> </tr> <tr> <td>32</td> <td>117-2</td> <td></td> <td></td> <td></td> <td></td> <td></td> <td></td> <td></td> <td></td> <td></td> <td>X</td> <td></td> </tr> <tr> <td>33</td> <td>118-1</td> <td></td> <td></td> <td></td> <td>X</td> <td>X</td> <td>X</td> <td></td> <td></td> <td></td> <td></td> <td></td> </tr> <tr> <td>34</td> <td>118-2</td> <td></td> <td></td> <td></td> <td></td> <td></td> <td></td> <td></td> <td></td> <td></td> <td>X</td> <td></td> </tr> <tr> <td>35</td> <td>119-1</td> <td></td> <td></td> <td></td> <td>X</td> <td>X</td> <td>X</td> <td></td> <td></td> <td></td> <td></td> <td></td> </tr> <tr> <td>36</td> <td>119-2</td> <td></td> <td></td> <td></td> <td></td> <td></td> <td></td> <td></td> <td></td> <td></td> <td>X</td> <td></td> </tr> </tbody> </table>							ALS Sample # (ALS use only)	Sample Identification and/or Coordinates (This description will appear on the report)	Date (dd-mmm-yy)	Time (hh:mm)	Sample Type	leph	heph	pah	csr metals	Na Cl set paste	SAMPLES ON HOLD	EXTENDED STORAGE REQUIRE	SUSPECTED HAZARD (see notes)	25	113-2	25-MAY-26		SOIL									26	114-1				X	X	X						27	114-2										X		28	115-1				X	X	X						29	116-1				X	X	X						30	116-2										X		31	117-1				X	X	X						32	117-2										X		33	118-1				X	X	X						34	118-2										X		35	119-1				X	X	X						36	119-2										X	
ALS Sample # (ALS use only)	Sample Identification and/or Coordinates (This description will appear on the report)	Date (dd-mmm-yy)	Time (hh:mm)	Sample Type								leph	heph	pah	csr metals	Na Cl set paste	SAMPLES ON HOLD	EXTENDED STORAGE REQUIRE	SUSPECTED HAZARD (see notes)																																																																																																																																																																	
25	113-2	25-MAY-26		SOIL																																																																																																																																																																																
26	114-1											X	X	X																																																																																																																																																																						
27	114-2																	X																																																																																																																																																																		
28	115-1				X	X	X																																																																																																																																																																													
29	116-1				X	X	X																																																																																																																																																																													
30	116-2										X																																																																																																																																																																									
31	117-1				X	X	X																																																																																																																																																																													
32	117-2										X																																																																																																																																																																									
33	118-1				X	X	X																																																																																																																																																																													
34	118-2										X																																																																																																																																																																									
35	119-1				X	X	X																																																																																																																																																																													
36	119-2										X																																																																																																																																																																									
Company: Active Earth Engineering Ltd.		Email 1 or Fax ap@activeearth.ca																																																																																																																																																																																		
Contact:	Angie Steidle	Email 2																																																																																																																																																																																		
<b>Project Information</b>		<b>Oil and Gas Required Fields (client use)</b>																																																																																																																																																																																		
ALS Account # / Quote #:		AFE/Cost Center: N/A		PO#: N/A																																																																																																																																																																																
Job #:	4601-2	Major/Minor Code: N/A		Routing Code: N/A																																																																																																																																																																																
PO / AFE:	(same as Job #)	Requisitioner: N/A																																																																																																																																																																																		
LSD:	Elevated holding Area Demo	Location: N/A																																																																																																																																																																																		
ALS Lab Work Order # (ALS use only):		ALS Contact: Brent Mack		Sampler:																																																																																																																																																																																

REFER TO BACK PAGE FOR ALS LOCATIONS AND SAMPLING INFORMATION  
 Failure to complete all portions of this form may delay analysis. Please fill in this form LEGIBLY. By the use of this form the user acknowledges and agrees with the Terms and Conditions as specified on the back page of the white - report copy.  
 1. If any water samples are taken from a Regulated Drinking Water (DW) System, please submit using an Authorized DW COC form.

Chain of Custody (COC) / Analytical Request Form

COC Number: 22 -

Page 4 of 4

Canada Toll Free: 1 800 668 9878



www.alsglobal.com

Report To		Reports / Recipients			Turnaround Time (TAT) Requested			AFFIX ALS BARCODE LABEL HERE (ALS use only)															
Contact and company name below will appear on the final report		Select Report Format: <input checked="" type="checkbox"/> PDF <input checked="" type="checkbox"/> EXCEL <input checked="" type="checkbox"/> EDD (DIGITAL)			<input checked="" type="checkbox"/> Routine (R) if received by 3pm M-F - no surcharges apply <input type="checkbox"/> 4 day [P4] if received by 3pm M-F - 20% rush surcharge minimum <input type="checkbox"/> 3 day [P3] if received by 3pm M-F - 25% rush surcharge minimum <input type="checkbox"/> 2 day [P2] if received by 3pm M-F - 50% rush surcharge minimum <input type="checkbox"/> 1 day [E] if received by 3pm M-F - 100% rush surcharge minimum <input type="checkbox"/> Same day [E2] if received by 10am M-S - 200% rush surcharge.																		
Company:	Active Earth Engineering Ltd.	Merge QC/QCI Reports with COA <input checked="" type="checkbox"/> YES <input type="checkbox"/> NO <input type="checkbox"/> N/A			Additional fees may apply to rush requests on weekends, statutory holidays and for non-routine tests.																		
Contact:	Willem Sims	<input type="checkbox"/> Compare Results to Criteria on Report - provide details below if box checked			Date and Time Required for all E&P TATs: dd-mmm-yy hh:mm am/pm			For all tests with rush TATs requested, please contact your AM to confirm availability.															
Phone:	250-896-2969	Select Distribution: <input checked="" type="checkbox"/> EMAIL <input type="checkbox"/> MAIL <input type="checkbox"/> FAX																					
Company address below will appear on the final report		Email 1 or Fax labreports@activeearth.ca																					
Street:	304- 2600 Gladys Avenue	Email 2 willem.sims@activeearth.ca																					
City/Province:	Abbotsford, BC	Email 3 Richard.Ploerde@" "																					
Postal Code:	V2S 0E9	Invoice Recipients																					
Invoice To	Same as Report To <input type="checkbox"/> YES <input checked="" type="checkbox"/> NO	Select Invoice Distribution: <input checked="" type="checkbox"/> EMAIL <input type="checkbox"/> MAIL <input type="checkbox"/> FAX																					
Copy of Invoice with Report <input checked="" type="checkbox"/> YES <input type="checkbox"/> NO		Email 1 or Fax ap@activeearth.ca																					
Company:	Active Earth Engineering Ltd.	Email 2																					
Contact:	Angie Steidle																						
Project Information		Oil and Gas Required Fields (client use)																					
ALS Account # / Quote #:		AFE/Cost Center:	N/A	PO#	N/A																		
Job #:	4601-2	Major/Minor Code:	N/A	Routing Code:	N/A																		
PO / AFE:	(same as Job #)	Requisitioner:	N/A																				
LSD:	Elevated holding Area Demo	Location:	N/A																				
ALS Lab Work Order # (ALS use only):		ALS Contact:	Brent Mack	Sampler:																			
ALS Sample # (ALS use only)	Sample Identification and/or Coordinates (This description will appear on the report)	Date (dd-mmm-yy)	Time (hh:mm)	Sample Type	NUMBER OF CONTAINERS	Indicate Filtered (F), Preserved (P) or Filtered and Preserved (F/P) below										SAMPLES ON HOLD	EXTENDED STORAGE REQUIRE	SUSPECTED HAZARD (see notes)					
37	120-1	25-MAY-26		SOIL		3	X	X	X														
38	121-1					3	X	X	X														
39	121-2					3																	
40	122-1					2	X	X	X														
Drinking Water (DW) Samples <sup>1</sup> (client use)		Notes / Specify Limits for result evaluation by selecting from drop-down below (Excel COC only)			SAMPLE RECEIPT DETAILS (ALS use only)																		
Are samples taken from a Regulated DW System? <input type="checkbox"/> YES <input checked="" type="checkbox"/> NO		Paint chip samples from parking structure			Cooling Method: <input type="checkbox"/> NONE <input type="checkbox"/> ICE <input type="checkbox"/> ICE PACKS <input type="checkbox"/> FROZEN <input type="checkbox"/> COOLING INITIATED																		
Are samples for human consumption/ use? <input type="checkbox"/> YES <input checked="" type="checkbox"/> NO					Submission Comments identified on Sample Receipt Notification: <input type="checkbox"/> YES <input type="checkbox"/> NO																		
		Cooler Custody Seals Intact: <input type="checkbox"/> YES <input type="checkbox"/> N/A Sample Custody Seals Intact: <input type="checkbox"/> YES <input type="checkbox"/> N/A																					
		INITIAL COOLER TEMPERATURES °C					FINAL COOLER TEMPERATURES °C																
SHIPMENT RELEASE (client use)		INITIAL SHIPMENT RECEPTION (ALS use only)			FINAL SHIPMENT RECEPTION (ALS use only)																		
Released by:	Date: May 26, 2026	Time:	Received by:	Date:	Time:	Received by:	Date:	Time:															

REFER TO BACK PAGE FOR ALS LOCATIONS AND SAMPLING INFORMATION

WHITE - LABORATORY COPY YELLOW - CLIENT COPY

Failure to complete all portions of this form may delay analysis. Please fill in this form LEGIBLY. By the use of this form the user acknowledges and agrees with the Terms and Conditions as specified on the back page of the white - report copy.

1. If any water samples are taken from a Regulated Drinking Water (DW) System, please submit using an Authorized DW COC form.



www.alsglobal.com

Chain of Custody (COC) / Analytical Request Form


COC Number: 22 -

Page 1 of 4

Canada Toll Free: 1 800 668 9878

<b>Report To</b> Contact and company name below will appear on the final report		<b>Reports / Recipients</b>		<b>Turnaround Time (TAT) Requested</b>		<b>AFFIX ALS BARCODE LABEL HERE (ALS use only)</b>																																																												
Company: Active Earth Engineering Ltd.		Select Report Format: <input checked="" type="checkbox"/> PDF <input checked="" type="checkbox"/> EXCEL <input checked="" type="checkbox"/> EDD (DIGITAL)		<input checked="" type="checkbox"/> Routine [R] if received by 3pm M-F - no surcharges apply																																																														
Contact: Willem Sims		Merge QC/QCI Reports with COA <input checked="" type="checkbox"/> YES <input type="checkbox"/> NO <input type="checkbox"/> N/A		<input type="checkbox"/> 4 day [P4] if received by 3pm M-F - 20% rush surcharge minimum																																																														
Phone: 250-896-2969		<input type="checkbox"/> Compare Results to Criteria on Report - provide details below if box checked		<input type="checkbox"/> 3 day [P3] if received by 3pm M-F - 25% rush surcharge minimum																																																														
Company address below will appear on the final report		Select Distribution: <input checked="" type="checkbox"/> EMAIL <input type="checkbox"/> MAIL <input type="checkbox"/> FAX		<input type="checkbox"/> 2 day [P2] if received by 3pm M-F - 50% rush surcharge minimum																																																														
Street: 304- 2600 Gladys Avenue		Email 1 or Fax labreports@activeearth.ca		<input type="checkbox"/> 1 day [E] if received by 3pm M-F - 100% rush surcharge minimum																																																														
City/Province: Abbotsford, BC		Email 2 willem.sims@activeearth.ca		<input type="checkbox"/> Same day [E2] if received by 10am M-S - 200% rush surcharge.																																																														
Postal Code: V2S 0E9		Email 3 <i>Richard. Drouder</i>		Additional fees may apply to rush requests on weekends, statutory holidays and for non-routine tests.																																																														
Invoice To Same as Report To <input type="checkbox"/> YES <input checked="" type="checkbox"/> NO		<b>Invoice Recipients</b>		Date and Time Required for all E&P TATs: dd-mmm-yy hh:mm am/pm																																																														
Copy of Invoice with Report <input checked="" type="checkbox"/> YES <input type="checkbox"/> NO		Select Invoice Distribution: <input checked="" type="checkbox"/> EMAIL <input type="checkbox"/> MAIL <input type="checkbox"/> FAX		For all tests with rush TATs requested, please contact your AM to confirm availability.																																																														
Company: Active Earth Engineering Ltd.		Email 1 or Fax ap@activeearth.ca		<b>Analysis Request</b>																																																														
Contact: Angle Steidle		Email 2		Indicate Filtered (F), Preserved (P) or Filtered and Preserved (F/P) below																																																														
<b>Project Information</b>		<b>Oil and Gas Required Fields (client use)</b>		<table border="1"> <tr> <th rowspan="4">NUMBER OF CONTAINERS</th> <th rowspan="4">leph, heph, pah</th> <th rowspan="4">csr metals</th> <th rowspan="4">Na Cl sat paste</th> <th colspan="12"></th> <th rowspan="4">SAMPLES ON HOLD</th> <th rowspan="4">EXTENDED STORAGE REQUIRE</th> <th rowspan="4">SUSPECTED HAZARD (see notes)</th> </tr> <tr> <td colspan="12"></td> </tr> <tr> <td colspan="12"></td> </tr> <tr> <td colspan="12"></td> </tr> </table>		NUMBER OF CONTAINERS	leph, heph, pah							csr metals	Na Cl sat paste													SAMPLES ON HOLD	EXTENDED STORAGE REQUIRE	SUSPECTED HAZARD (see notes)																																				
NUMBER OF CONTAINERS	leph, heph, pah	csr metals	Na Cl sat paste																	SAMPLES ON HOLD	EXTENDED STORAGE REQUIRE	SUSPECTED HAZARD (see notes)																																												
ALS Account # / Quote #:		AFE/Cost Center: N/A PO# N/A																																																																
Job #: 4601-2		Major/Minor Code: N/A Routing Code: N/A																																																																
PO / AFE: (same as Job #)		Requisitioner: N/A																																																																
LSD: Elevated holding Area Demo		Location: N/A																																																																
ALS Lab Work Order # (ALS use only): B 3282		ALS Contact: Brent Mack		Sampler:																																																														
ALS Sample # (ALS use only)		Sample Identification and/or Coordinates (This description will appear on the report)		Date (dd-mmm-yy)				Time (hh:mm)		Sample Type																																																								
1		101-1		22-MAY-26						SOIL																																																								
2		101-2																																																																
3		102-1																																																																
4		102-2																																																																
5		103-1																																																																
6		103-2																																																																
7		104-1																																																																
8		104-2																																																																
9		105-1																																																																
10		105-2																																																																
11		106-1																																																																
12		106-2																																																																
Drinking Water (DW) Samples (client use)		Paint chip samples from parking structure		Cooling Method: <input type="checkbox"/> NONE <input type="checkbox"/> ICE <input checked="" type="checkbox"/> ICE PACKS <input type="checkbox"/> FROZEN <input type="checkbox"/> COOLING INITIATED		Submission Comments identified on Sample Receipt Notification: <input type="checkbox"/> YES <input type="checkbox"/> NO		Cooler Custody Seals Intact: <input type="checkbox"/> YES <input type="checkbox"/> N/A Sample Custody Seals Intact: <input type="checkbox"/> YES <input type="checkbox"/> N/A																																																										
Are samples taken from a Regulated DW System? <input type="checkbox"/> YES <input checked="" type="checkbox"/> NO		Are samples for human consumption/ use? <input type="checkbox"/> YES <input checked="" type="checkbox"/> NO		INITIAL COOLER TEMPERATURES °C		FINAL COOLER TEMPERATURES °C		15 15																																																										
SHIPMENT RELEASE (client use)		INITIAL SHIPMENT RECEPTION (ALS use only)		FINAL SHIPMENT RECEPTION (ALS use only)																																																														
Released by: <i>AS</i> Date: May 26, 2025 Time:		Received by: Date: Time:		Received by: <i>DS</i> Date: 26-MAY Time: 10pm																																																														

Environmental Division  
Vancouver  
Work Order Reference  
VA26B3282



Telephone : +1 804 253 4188

REFER TO BACK PAGE FOR ALS LOCATIONS AND SAMPLING INFORMATION

WHITE - LABORATORY COPY YELLOW - CLIENT COPY

Failure to complete all portions of this form may delay analysis. Please fill in this form LEGIBLY. By the use of this form the user acknowledges and agrees with the Terms and Conditions as specified on the back page of the white - report copy.

1. If any water samples are taken from a Regulated Drinking Water (DW) System, please submit using an Authorized DW COC form.

CB 2022 FRONT

### Chain of Custody (COC) / Analytical Request Form

COC Number: **22 -**

Page **3** of **4**



Canada Toll Free: 1 800 668 9878

<b>Report To</b> Contact and company name below will appear on the final report		<b>Reports / Recipients</b>			<b>Turnaround Time (TAT) Requested</b>			<b>AFFIX ALS BARCODE LABEL HERE (ALS use only)</b>																																																																																																																																																																																																								
Company:	Active Earth Engineering Ltd.	Select Report Format: <input checked="" type="checkbox"/> PDF <input checked="" type="checkbox"/> EXCEL <input checked="" type="checkbox"/> EDD (DIGITAL)			<input checked="" type="checkbox"/> Routine [R] if received by 3pm M-F - no surcharges apply <input type="checkbox"/> 4 day [P4] if received by 3pm M-F - 20% rush surcharge minimum <input type="checkbox"/> 3 day [P3] if received by 3pm M-F - 25% rush surcharge minimum <input type="checkbox"/> 2 day [P2] if received by 3pm M-F - 50% rush surcharge minimum <input type="checkbox"/> 1 day [E] if received by 3pm M-F - 100% rush surcharge minimum <input type="checkbox"/> Same day [E2] if received by 10am M-S - 200% rush surcharge.																																																																																																																																																																																																											
Contact:	Willem Sims	Merge QC/QCI Reports with COA <input checked="" type="checkbox"/> YES <input type="checkbox"/> NO <input type="checkbox"/> N/A																																																																																																																																																																																																														
Phone:	250-896-2969	<input type="checkbox"/> Compare Results to Criteria on Report - provide details below if box checked Select Distribution: <input checked="" type="checkbox"/> EMAIL <input type="checkbox"/> MAIL <input type="checkbox"/> FAX																																																																																																																																																																																																														
Company address below will appear on the final report		Email 1 or Fax labreports@activeearth.ca			Additional fees may apply to rush requests on weekends, statutory holidays and for non-routine tests.																																																																																																																																																																																																											
Street:	304- 2600 Gladys Avenue	Email 2 willem.sims@activeearth.ca			Date and Time Required for all E&P TATs: dd-mmm-yy hh:mm am/pm																																																																																																																																																																																																											
City/Province:	Abbotsford, BC	Email 3 <i>Richard.plouffe@</i>			For all tests with rush TATs requested, please contact your AM to confirm availability.																																																																																																																																																																																																											
Postal Code:	V2S 0E9	<b>Invoice Recipients</b>			<b>Analysis Request</b>																																																																																																																																																																																																											
Invoice To	Same as Report To <input type="checkbox"/> YES <input checked="" type="checkbox"/> NO	Select Invoice Distribution: <input checked="" type="checkbox"/> EMAIL <input type="checkbox"/> MAIL <input type="checkbox"/> FAX			<table border="1" style="width: 100%; border-collapse: collapse;"> <thead> <tr> <th rowspan="2" style="writing-mode: vertical-rl; transform: rotate(180deg);">NUMBER OF CONTAINER</th> <th colspan="10">Indicate Filtered (F), Preserved (P) or Filtered and Preserved (F/P) below</th> <th rowspan="2" style="writing-mode: vertical-rl; transform: rotate(180deg);">SAMPLES ON HOLD</th> <th rowspan="2" style="writing-mode: vertical-rl; transform: rotate(180deg);">EXTENDED STORAGE REQUIRE</th> <th rowspan="2" style="writing-mode: vertical-rl; transform: rotate(180deg);">SUSPECTED HAZARD (see notes)</th> </tr> <tr> <th>leph, heph, pah</th> <th>csr metals</th> <th>Na Cl sat paste</th> <th></th><th></th><th></th><th></th><th></th><th></th><th></th><th></th> </tr> </thead> <tbody> <tr><td>3</td><td></td><td></td><td></td><td></td><td></td><td></td><td></td><td></td><td></td><td></td><td></td><td></td><td></td><td></td><td></td></tr> <tr><td>3</td><td>X</td><td>X</td><td>X</td><td></td><td></td><td></td><td></td><td></td><td></td><td></td><td></td><td></td><td></td><td>X</td><td></td></tr> <tr><td>3</td><td></td><td></td><td></td><td></td><td></td><td></td><td></td><td></td><td></td><td></td><td></td><td></td><td></td><td>X</td><td></td></tr> <tr><td>3</td><td>X</td><td>X</td><td>X</td><td></td><td></td><td></td><td></td><td></td><td></td><td></td><td></td><td></td><td></td><td></td><td></td></tr> <tr><td>3</td><td>X</td><td>X</td><td>X</td><td></td><td></td><td></td><td></td><td></td><td></td><td></td><td></td><td></td><td></td><td></td><td></td></tr> <tr><td>3</td><td>X</td><td>X</td><td>X</td><td></td><td></td><td></td><td></td><td></td><td></td><td></td><td></td><td></td><td></td><td>X</td><td></td></tr> <tr><td>3</td><td>X</td><td>X</td><td>X</td><td></td><td></td><td></td><td></td><td></td><td></td><td></td><td></td><td></td><td></td><td>X</td><td></td></tr> <tr><td>3</td><td>X</td><td>X</td><td>X</td><td></td><td></td><td></td><td></td><td></td><td></td><td></td><td></td><td></td><td></td><td>X</td><td></td></tr> <tr><td>2</td><td></td><td></td><td></td><td></td><td></td><td></td><td></td><td></td><td></td><td></td><td></td><td></td><td></td><td>X</td><td></td></tr> <tr><td>3</td><td>X</td><td>X</td><td>X</td><td></td><td></td><td></td><td></td><td></td><td></td><td></td><td></td><td></td><td></td><td></td><td></td></tr> <tr><td>3</td><td></td><td></td><td></td><td></td><td></td><td></td><td></td><td></td><td></td><td></td><td></td><td></td><td></td><td>X</td><td></td></tr> </tbody> </table>			NUMBER OF CONTAINER	Indicate Filtered (F), Preserved (P) or Filtered and Preserved (F/P) below										SAMPLES ON HOLD	EXTENDED STORAGE REQUIRE	SUSPECTED HAZARD (see notes)	leph, heph, pah	csr metals	Na Cl sat paste									3																3	X	X	X											X		3														X		3	X	X	X													3	X	X	X													3	X	X	X											X		3	X	X	X											X		3	X	X	X											X		2														X		3	X	X	X													3														X	
NUMBER OF CONTAINER	Indicate Filtered (F), Preserved (P) or Filtered and Preserved (F/P) below										SAMPLES ON HOLD	EXTENDED STORAGE REQUIRE	SUSPECTED HAZARD (see notes)																																																																																																																																																																																																			
	leph, heph, pah	csr metals	Na Cl sat paste																																																																																																																																																																																																													
3																																																																																																																																																																																																																
3	X	X	X														X																																																																																																																																																																																															
3																	X																																																																																																																																																																																															
3	X	X	X																																																																																																																																																																																																													
3	X	X	X																																																																																																																																																																																																													
3	X	X	X														X																																																																																																																																																																																															
3	X	X	X														X																																																																																																																																																																																															
3	X	X	X											X																																																																																																																																																																																																		
2														X																																																																																																																																																																																																		
3	X	X	X																																																																																																																																																																																																													
3														X																																																																																																																																																																																																		
Project Information		Oil and Gas Required Fields (client use)																																																																																																																																																																																																														
ALS Account # / Quote #:		AFE/Cost Center:	N/A	PO#:	N/A																																																																																																																																																																																																											
Job #:	4601-2	Major/Minor Code:	N/A	Routing Code:	N/A																																																																																																																																																																																																											
PO / AFE:	(same as Job #)	Requisitioner:	N/A																																																																																																																																																																																																													
LSD:	Elevated holding Area Demo	Location:	N/A																																																																																																																																																																																																													
ALS Lab Work Order # (ALS use only):		ALS Contact:	Brent Mack	Sampler:																																																																																																																																																																																																												
ALS Sample # (ALS use only)	Sample Identification and/or Coordinates (This description will appear on the report)	Date (dd-mmm-yy)	Time (hh:mm)	Sample Type																																																																																																																																																																																																												
25	113-2	25-MAY-26		SOIL																																																																																																																																																																																																												
26	114-1																																																																																																																																																																																																															
27	114-2																																																																																																																																																																																																															
28	115-1																																																																																																																																																																																																															
29	116-1																																																																																																																																																																																																															
30	116-2																																																																																																																																																																																																															
31	117-1																																																																																																																																																																																																															
32	117-2																																																																																																																																																																																																															
33	118-1																																																																																																																																																																																																															
34	118-2																																																																																																																																																																																																															
35	119-1																																																																																																																																																																																																															
36	119-2																																																																																																																																																																																																															

REFER TO BACK PAGE FOR ALS LOCATIONS AND SAMPLING INFORMATION      WHITE - LABORATORY COPY      YELLOW - CLIENT COPY      FEB 2022 FRONT

Failure to complete all portions of this form may delay analysis. Please fill in this form LEGIBLY. By the use of this form the user acknowledges and agrees with the Terms and Conditions as specified on the back page of the white - report copy.

1. If any water samples are taken from a Regulated Drinking Water (DW) System, please submit using an Authorized DW COC form.

Chain of Custody (COC) / Analytical Request Form

COC Number: 22 -

Page 4 of 4

Canada Toll Free: 1 800 668 9878



www.alsglobal.com

<b>Report To</b> Contact and company name below will appear on the final report		<b>Reports / Recipients</b>			<b>Turnaround Time (TAT) Requested</b>				AFFIX ALS BARCODE LABEL HERE (ALS use only)						
Company:	Active Earth Engineering Ltd.	Select Report Format:	<input checked="" type="checkbox"/> PDF <input checked="" type="checkbox"/> EXCEL <input checked="" type="checkbox"/> EDD (DIGITAL)	Merge QC/QCI Reports with COA	<input checked="" type="checkbox"/> YES <input type="checkbox"/> NO <input type="checkbox"/> N/A	<input checked="" type="checkbox"/> Routine [R] if received by 3pm M-F - no surcharges apply									
Contact:	Willem Sims	Compare Results to Criteria on Report - provide details below if box checked			<input type="checkbox"/> 4 day [P4] if received by 3pm M-F - 20% rush surcharge minimum										
Phone:	250-896-2969	Select Distribution:	<input checked="" type="checkbox"/> EMAIL <input type="checkbox"/> MAIL <input type="checkbox"/> FAX	<input type="checkbox"/> 3 day [P3] if received by 3pm M-F - 25% rush surcharge minimum											
Company address below will appear on the final report		Email 1 or Fax: labreports@activeearth.ca			<input type="checkbox"/> 2 day [P2] if received by 3pm M-F - 50% rush surcharge minimum										
Street:	304- 2600 Gladys Avenue	Email 2: willem.sims@activeearth.ca			<input type="checkbox"/> 1 day [E] if received by 3pm M-F - 100% rush surcharge minimum										
City/Province:	Abbotsford, BC	Email 3: <i>Richard.Plouffe@</i>			<input type="checkbox"/> Same day [E2] if received by 10am M-S - 200% rush surcharge.										
Postal Code:	V2S 0E9	Additional fees may apply to rush requests on weekends, statutory holidays and for non-routine tests.			Date and Time Required for all E&P TATs:			dd-mmm-yy hh:mm am/pm							
Invoice To	Same as Report To <input type="checkbox"/> YES <input checked="" type="checkbox"/> NO	Invoice Recipients			For all tests with rush TATs requested, please contact your AM to confirm availability.										
Copy of Invoice with Report <input checked="" type="checkbox"/> YES <input type="checkbox"/> NO		Select Invoice Distribution: <input checked="" type="checkbox"/> EMAIL <input type="checkbox"/> MAIL <input type="checkbox"/> FAX			<b>Analysis Request</b>										
Company:	Active Earth Engineering Ltd.	Email 1 or Fax: ap@activeearth.ca			Indicate Filtered (F), Preserved (P) or Filtered and Preserved (F/P) below										
Contact:	Angie Steidle	Email 2:													
<b>Project Information</b>		<b>Oil and Gas Required Fields (client use)</b>			<b>NUMBER OF CONTAINERS</b>								<b>SAMPLES ON HOLD</b>	<b>EXTENDED STORAGE REQUIRE</b>	<b>SUSPECTED HAZARD (see notes)</b>
ALS Account # / Quote #:		AFE/Cost Center:	N/A	PO#:											
Job #:	4601-2	Major/Minor Code:	N/A	Routing Code:											
PO / AFE:	(same as Job #)	Requisitioner:	N/A												
LSD:	Elevated holding Area Demo	Location:	N/A												
ALS Lab Work Order # (ALS use only):		ALS Contact:	Brent Mack	Sampler:											
ALS Sample # (ALS use only):	Sample Identification and/or Coordinates (This description will appear on the report)	Date (dd-mmm-yy)	Time (hh:mm)	Sample Type	leph, heph, pah	csr metals	Na Cl test paste								
37	120-1	25-MAY-26		SOIL	X	X	X								
38	121-1	↓		↓	X	X	X								
39	121-2												X		
40	122-1	↓		↓	X	X	X								
<b>Drinking Water (DW) Samples<sup>1</sup> (client use)</b>		Notes / Specify Limits for result evaluation by selecting from drop-down below (Excel COC only)			<b>SAMPLE RECEIPT DETAILS (ALS use only)</b>										
Are samples taken from a Regulated DW System? <input type="checkbox"/> YES <input checked="" type="checkbox"/> NO		Paint chip samples from parking structure			Cooling Method: <input type="checkbox"/> NONE <input type="checkbox"/> ICE <input type="checkbox"/> ICE PACKS <input type="checkbox"/> FROZEN <input type="checkbox"/> COOLING INITIATED										
Are samples for human consumption/ use? <input type="checkbox"/> YES <input checked="" type="checkbox"/> NO					Submission Comments identified on Sample Receipt Notification: <input type="checkbox"/> YES <input checked="" type="checkbox"/> NO										
					Cooler Custody Seals Intact: <input type="checkbox"/> YES <input type="checkbox"/> N/A Sample Custody Seals Intact: <input type="checkbox"/> YES <input type="checkbox"/> N/A										
					INITIAL COOLER TEMPERATURES °C				FINAL COOLER TEMPERATURES °C						
<b>SHIPMENT RELEASE (client use)</b>		<b>INITIAL SHIPMENT RECEPTION (ALS use only)</b>			<b>FINAL SHIPMENT RECEPTION (ALS use only)</b>										
Released by:	<i>168</i>	Date:	May 26, 2026	Time:	Received by:	Date:		Time:	Received by:	Date:		Time:			

REFER TO BACK PAGE FOR ALS LOCATIONS AND SAMPLING INFORMATION

WHITE - LABORATORY COPY YELLOW - CLIENT COPY

Failure to complete all portions of this form may delay analysis. Please fill in this form LEGIBLY. By the use of this form the user acknowledges and agrees with the Terms and Conditions as specified on the back page of the white - report copy.

1. If any water samples are taken from a Regulated Drinking Water (DW) System, please submit using an Authorized DW COC form.